



County of Ulster 2022 Adopted Operating Budget



Last updated 01/21/22





TABLE OF CONTENTS

Fund Summaries	5
All Funds Summary	6
General	16
Special Grants	20
County Road	24
Road Machinery	28
Self Insurance	32
Debt Service	36
Funding Sources	40
All Revenue Summary	41
Real Property Taxes	43
Non-Property Tax Items	46
Appropriated Fund Balance	48
State Aid	49
Federal Aid	52
Departments	54
All Departments Summary	55
Office for the Aging (6772)	65
County Attorney (1420)	72
County Executive (1230)	78
Historian (7510)	82
Office of Economic Development (8021)	85
Emergency Services - Public Safety Communications (3020)	89
Emergency Services - Fire Protection (3410)	96
Emergency Services - Arson Task Force (3411)	100
Office of Employment and Training - Job Training Administration (6290)	105
Office of Employment and Training - Job Training Participant Support (6291)	112
Office of Employment and Training - Job Training and Services (6292)	116
Department of Environment (8090)	120
Department of Finance (1310)	127
Department of Finance - Unified Court (1162)	137
Department of Finance - Assigned Counsel (1175)	140
Department of Finance - Budget and Innovation (1340)	144
Department of Finance - Real Property (1355)	148
Department of Finance - Distribution of Sales Tax (1985)	153
Department of Finance - Community College Tuition (2490)	157
Department of Finance - Contribution to Community College (2495)	161
Department of Finance - State Retirement (9010)	164
Department of Finance - Bond Anticipation Notes (9730)	168
Department of Finance - Rehabilitation Loans and Grants (8688)	171
Department of Finance - Serial Bonds (9710)	175
Department of Finance - Undistributed Revenues (9900)	180
Human Rights (8040)	182
Information Services (1680)	186
Insurance - Unallocated Insurance (1910)	194
Insurance - Self Insurance (1710)	199
Insurance - Disability Insurance (9055)	205
Insurance - Self Insurance - Benefits and Awards (1720)	209
Department of Health (4010)	214
Department of Health - Medical Examiner (1185)	235
Department of Health - Other Educational Activities (2980)	242
Department of Health - Special Supplemental Nutrition Program for Women, Infants, and Children (WIC)	246
Department of Mental Health (4310)	252
Department of Mental Health - Mental Health Programs (4320)	258
Department of Mental Health - Contracted Mental Health Services (4322)	265



Department of Mental Health - Narcotics Addiction Control Services (4230)	269
Department of Mental Health - Psychiatric Expenses (4390)	273
Personnel (1430)	277
Personnel - Hospital and Medical Insurance (9060)	283
Personnel - Other Employee Benefits (9089)	288
Personnel - Unemployment Insurance (9050)	291
Department of Planning (8020)	294
Department of Probation (3140)	300
Department of Probation - Rehabilitation Services (3155)	313
Public Defender (1170)	318
Department of Public Works - Administration (1490)	326
Department of Public Works - Buildings and Grounds (1620)	332
Department of Public Works - Central Garage (1640)	363
Department of Public Works - Off-Street Parking (5650)	369
Department of Public Works - Parks (7110)	374
Department of Public Works - Highway Administration (5010 - County Road Fund D)	382
Department of Public Works - Engineering (5020 - County Road Fund D)	387
Department of Public Works - Maintenance of Roads and Bridges (5110 - County Road Fund D)	391
Department of Public Works - Permanent Improvements (5112 - County Road Fund D)	400
Department of Public Works - Snow Removal (5142 - County Road Fund D)	405
Department of Public Works - Undistributed Revenue (9900 - County Road Fund D)	410
Department of Public Works - Machinery (5130 - Machinery Fund E)	411
Department of Public Works - Stockpile (5190 - Machinery Fund E)	417
Purchasing (1345)	420
Safety (3620)	426
Department of Social Services - Administration (6010)	431
Department of Social Services - Day Care (6055)	464
Department of Social Services - Services for Recipients (6070)	468
Department of Social Services - Medical Assistance (6101)	472
Department of Social Services - Medical Assistance MMIS (6102)	476
Department of Social Services - Family Assistance (6109)	480
Department of Social Services - Child Care (6119)	484
Department of Social Services - Juvenile Delinquent (6123)	489
Department of Social Services - State Training School (6129)	493
Department of Social Services - Safety Net (6140)	496
Department of Social Services - Home Energy Assistance (6141)	500
Department of Social Services - Emergency Aid for Adults (6142)	504
Tourism (6410)	508
Ulster County Area Transit (5630)	514
Veteran's (6510)	526
Weights and Measures (6610)	532
Youth Bureau (7310)	537
Legislature - Legislative Board (1010)	542
Legislature - Clerk of Legislature (1040)	547
Legislature - Contingent Account (1990)	552
Legislature - Conservation (8710)	555
Legislature - Board of Elections (1450)	558
Legislature - Municipal Association Dues (1920)	564
Legislature - Other Economic Development (6989)	567
Legislature - Library (7410)	570
Legislature- Other Performing Arts (7560)	573
Legislature - Other Home and Community Services (8989)	576
Comptroller (1315)	579
County Clerk (1410)	583
District Attorney (1165)	592
Sheriff (3110)	601
Sheriff - Municipal Court (1110)	617
Sheriff - Jail (3150)	618
Sheriff - URGENT - Other Public Safety (3989)	629
Debt	638
Statement of Debt (Adopted)	639





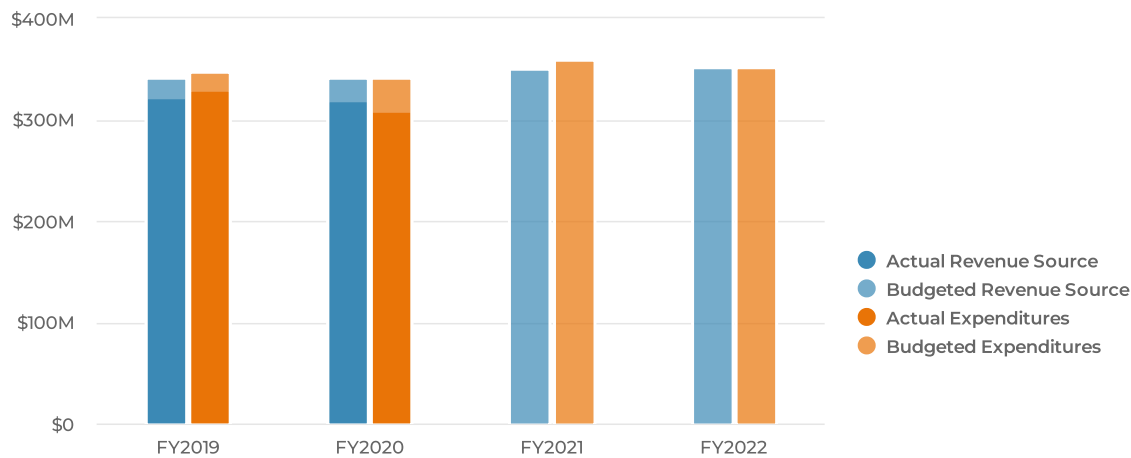
FUND SUMMARIES





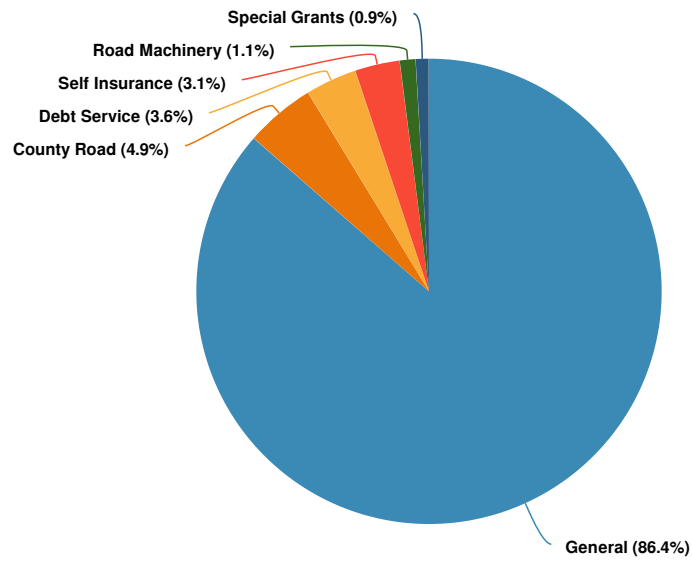
Summary

The County of Ulster is projecting \$352.9M of revenue in FY2022, which represents a \$18.5M increase over the prior year. Budgeted expenditures are projected to increase by 5.5% to \$352.9M in FY2022 when compared to the FY2021 Adopted Budget.



Expenditures by Fund

2022 Expenditures by Fund



Loading Data

The updated data table is currently being generated.

Expenditures by Subject Area



Loading Data

The updated data table is currently being generated.

Expenditures by Expense Type

Name	FY2019 Actual	FY2020 Actual	FY2021 Adopted Budget	FY2021 Amended Budget	FY2022 Executive Budget	FY2022 Adopted Budget
Expense Objects						
Regular Pay	\$70,579,255	\$71,163,624	\$72,301,962	\$74,026,304	\$81,930,262	\$82,594,710
Part Time Pay	\$4,424,102	\$4,083,335	\$4,915,121	\$5,646,473	\$6,028,556	\$6,062,032
Overtime Pay	\$3,927,132	\$3,628,632	\$3,389,976	\$4,499,355	\$4,028,425	\$4,163,425
Contractual Pays	\$5,331,393	\$5,328,641	\$5,010,253	\$7,099,213	\$4,834,013	\$4,961,938
Office Equipment	\$21,406	\$3,738	\$12,300	\$30,352	\$34,637	\$34,637
Vehicles	\$307,204	\$201,604	\$40,000	\$486,800	\$246,000	\$246,000
Computer Equipment	\$1,114,010	\$662,818	\$1,062,199	\$1,561,863	\$1,077,239	\$1,077,239
Other Equipment & Capital Outlays	\$932,284	\$464,927	\$1,242,388	\$1,290,499	\$1,467,320	\$1,467,320
Supplies	\$3,994,496	\$3,755,509	\$4,011,871	\$6,269,574	\$4,604,012	\$4,604,012
Road/Highway Materials	\$6,218,168	\$4,897,849	\$5,758,918	\$8,238,881	\$5,808,918	\$5,808,918
Building Maint & Repair	\$3,317,349	\$2,775,736	\$3,818,878	\$3,999,951	\$3,929,155	\$3,929,155
Professional Services	\$20,016,004	\$14,849,332	\$14,727,870	\$21,005,797	\$18,090,228	\$18,328,728
Insurance	\$2,414,389	\$2,652,659	\$2,830,400	\$2,847,560	\$3,042,150	\$3,042,150
Leases/Rental	\$1,133,134	\$1,234,272	\$1,382,716	\$1,338,844	\$1,533,894	\$1,533,894
Conference Expenses	\$199,860	\$60,958	\$227,912	\$241,482	\$338,237	\$338,237
Travel	\$288,009	\$157,308	\$328,287	\$318,811	\$329,844	\$339,844
Misc Contractual Expense	\$112,794,147	\$97,882,580	\$115,716,154	\$118,427,427	\$109,967,180	\$110,575,379
Communication Expenses	\$1,642,838	\$1,775,412	\$1,978,372	\$1,911,917	\$1,948,117	\$1,948,117
Maintenance	\$2,478,625	\$2,440,058	\$2,679,007	\$2,745,376	\$3,140,304	\$3,140,304
Law Enforcement Special Activities	\$99,102	\$56,691	\$123,000	\$123,000	\$133,000	\$133,000
Intra-County Charges	\$1,194,141	\$967,053	\$1,265,923	\$1,265,923	\$1,083,219	\$1,083,219
Workers' Comp	\$7,860,201	\$7,421,076	\$8,278,270	\$8,278,078	\$9,865,000	\$9,865,000
Distribution of Sales Tax	\$17,649,929	\$18,455,998	\$17,481,097	\$22,481,097	\$20,735,000	\$20,735,000
Debt Principal	\$8,491,450	\$11,633,812	\$10,490,000	\$10,490,000	\$10,705,000	\$10,705,000
Debt Interest	\$3,894,652	\$3,757,706	\$3,655,698	\$3,655,698	\$3,160,466	\$3,160,466
Retirement	\$12,596,328	\$12,821,323	\$13,924,125	\$13,946,291	\$12,052,840	\$12,119,092
Social Security/FICA	\$6,295,336	\$6,336,123	\$6,693,831	\$6,909,464	\$7,569,630	\$7,631,114
Health Insurance	\$26,563,341	\$26,255,973	\$26,924,344	\$26,097,995	\$29,343,917	\$29,288,189
Employee Payments	\$1,066,698	\$1,051,244	\$1,074,844	\$1,079,769	\$1,093,000	\$1,093,000
Unemployment Insurance	\$41,130	\$102,829	\$100,000	\$47,300	\$60,000	\$60,000
Workers' Compensation	\$3,268,379	\$3,182,327	\$2,821,248	\$2,821,248	\$2,820,126	\$2,820,126
Other Benefits	\$99,313	\$63,537	\$93,700	\$93,700	\$77,500	\$77,500
Interfund Transfers	\$13,300	\$0	\$0			
Total Expense Objects:	\$330,267,102	\$310,124,681	\$334,360,664	\$359,276,041	\$351,077,189	\$352,966,745



Revenue by Fund

Name	FY2019 Actual	FY2020 Actual	FY2021 Adopted Budget	FY2021 Amended Budget	FY2022 Executive Budget	FY2022 Adopted Budget
General						
Real Property Taxes	\$47,501,991	\$47,123,633	\$54,487,561	\$54,487,561	\$45,645,824	\$45,645,824
Real Property Tax Items	\$5,078,862	\$4,957,180	\$5,681,911	\$5,681,911	\$5,794,000	\$5,794,000
Non-Property Tax Items	\$131,215,584	\$130,937,067	\$124,564,288	\$129,564,288	\$147,880,000	\$147,880,000
Departmental Income	\$9,240,832	\$10,030,575	\$10,992,154	\$11,245,874	\$10,521,033	\$10,527,690
Intergovernmental Charges	\$1,603,533	\$1,872,637	\$1,767,577	\$1,767,577	\$1,449,838	\$1,449,838
Use of Money & Property	\$1,547,436	\$1,162,010	\$1,265,637	\$1,265,637	\$913,580	\$913,580
Licenses and Permits	\$470,166	\$504,052	\$498,170	\$498,170	\$475,160	\$475,160
Fines & Forfeitures	\$403,147	\$337,007	\$376,000	\$376,000	\$326,000	\$326,000
Sale of Property & Compensation for Loss	\$2,048,979	\$2,789,595	\$1,508,450	\$1,534,623	\$1,498,450	\$1,498,450
Miscellaneous Local Sources	\$1,377,461	\$795,708	\$451,400	\$456,400	\$444,600	\$444,600
Interfund Revenues	\$6,163	\$8,439	\$9,298	\$9,298	\$4,450	\$4,450
State Aid	\$45,697,227	\$45,477,129	\$48,891,083	\$51,111,722	\$46,221,308	\$46,263,320
Federal Aid	\$28,819,324	\$32,315,581	\$32,091,088	\$37,608,178	\$34,890,419	\$35,519,788
Intra-fund Revenues	\$1,818,912	\$1,541,270	\$1,955,367	\$1,955,367	\$1,830,441	\$1,830,441
Appropriated Fund Balance	\$0	\$0	\$5,605,782	\$5,605,782	\$4,714,738	\$5,926,256
Appropriated Reserves	\$0	\$0	\$1,458,185	\$1,458,185	\$574,084	\$574,084
Total General:	\$276,829,618	\$279,851,883	\$291,603,951	\$304,626,573	\$303,183,925	\$305,073,481
Special Grants						
Use of Money & Property	\$4,090	\$2,295	\$2,000	\$2,000	\$750	\$750
State Aid	\$335,664	\$350,268	\$332,650	\$414,198	\$358,150	\$358,150
Federal Aid	\$1,302,596	\$1,698,361	\$1,746,390	\$3,394,390	\$2,887,545	\$2,887,545
Interfund Transfers In	\$13,300	\$0	\$0			
Total Special Grants:	\$1,655,650	\$2,050,924	\$2,081,040	\$3,810,588	\$3,246,445	\$3,246,445
County Road						
Real Property Taxes	\$11,121,314	\$11,052,325	\$8,491,099	\$8,491,099	\$13,319,474	\$13,319,474
Intergovernmental Charges	\$194,425	\$267,503	\$110,000	\$110,000	\$160,000	\$160,000
Use of Money & Property	\$33,711	\$19,888	\$18,500	\$18,500	\$6,000	\$6,000
Sale of Property & Compensation for Loss	\$22,395	\$25,205	\$30,000	\$30,000	\$30,000	\$30,000
Miscellaneous Local Sources	\$20,535	\$13,673	\$15,000	\$15,000	\$15,000	\$15,000
State Aid	\$4,271,707	\$3,503,418	\$3,686,418	\$6,200,868	\$3,686,418	\$3,686,418
Appropriated Fund Balance	\$0	\$0	\$2,250,000	\$2,250,000	\$0	\$0
Total County Road:	\$15,664,088	\$14,882,012	\$14,601,017	\$17,115,467	\$17,216,892	\$17,216,892
Road Machinery						
Real Property Taxes	\$3,181,384	\$3,096,236	\$638,400	\$638,400	\$3,793,994	\$3,793,994
Use of Money & Property	\$45,184	\$20,354	\$27,500	\$27,500	\$5,000	\$5,000
Sale of Property & Compensation for Loss	\$40,944	\$149,726	\$28,500	\$28,500	\$28,500	\$28,500

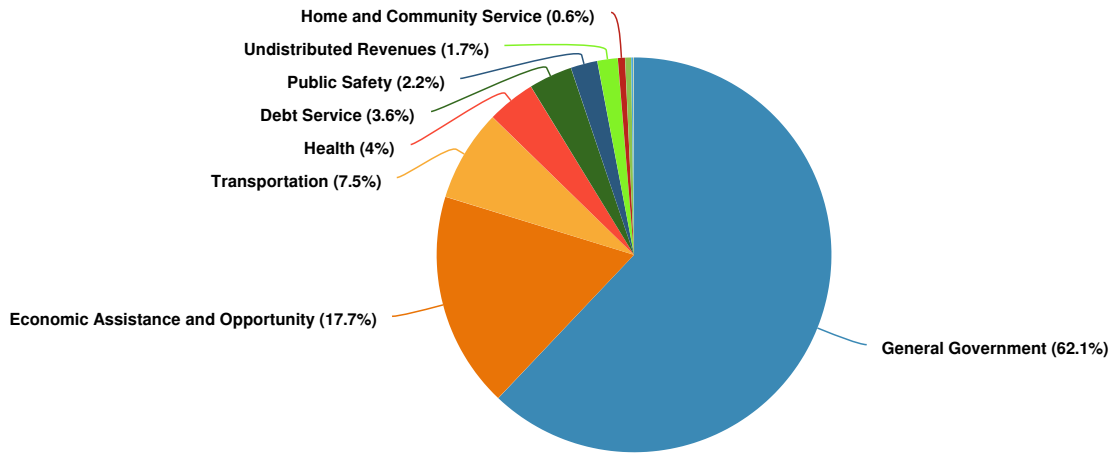


Name	FY2019 Actual	FY2020 Actual	FY2021 Adopted Budget	FY2021 Amended Budget	FY2022 Executive Budget	FY2022 Adopted Budget
Appropriated Fund Balance	\$0	\$0	\$2,750,000	\$2,750,000	\$0	\$0
Total Road Machinery:	\$3,267,512	\$3,266,315	\$3,444,400	\$3,444,400	\$3,827,494	\$3,827,494
Self Insurance						
Intergovernmental Charges	\$8,070,573	\$8,066,042	\$5,884,810	\$5,884,810	\$5,902,046	\$5,902,046
Use of Money & Property	\$341,794	\$183,427	\$200,000	\$200,000	\$47,500	\$47,500
Sale of Property & Compensation for Loss				\$0	\$1,600,000	\$1,600,000
Miscellaneous Local Sources	\$567,532	\$352,618	\$580,500	\$580,500	\$655,500	\$655,500
Interfund Revenues	\$0	\$63,548	\$2,819,248	\$2,819,248	\$2,831,921	\$2,831,921
Total Self Insurance:	\$8,979,899	\$8,665,636	\$9,484,558	\$9,484,558	\$11,036,967	\$11,036,967
Debt Service						
Real Property Taxes	\$10,263,025	\$10,754,060	\$11,950,698	\$11,950,698	\$12,558,466	\$12,558,466
Use of Money & Property	\$96,763	\$37,711	\$45,000	\$45,000	\$7,000	\$7,000
Miscellaneous Local Sources	\$634,237	\$271,196	\$0	\$0		\$0
Interfund Transfers In	\$387,805	\$356,491	\$0	\$0		\$0
Appropriated Fund Balance	\$0	\$0	\$1,150,000	\$1,150,000	\$0	\$0
Other Financing Sources	\$5,280,000	\$0	\$0	\$0		\$0
Total Debt Service:	\$16,661,831	\$11,419,457	\$13,145,698	\$13,145,698	\$12,565,466	\$12,565,466
Total:	\$323,058,597	\$320,136,227	\$334,360,664	\$351,627,284	\$351,077,189	\$352,966,745



Revenue by Subject Area

Projected 2022 Revenue by Subject Area



Name	FY2019 Actual	FY2020 Actual	FY2021 Adopted Budget	FY2021 Amended Budget	FY2022 Executive Budget	FY2022 Adopted Budget
Revenue						
General Government	\$200,239,282	\$200,318,077	\$203,137,691	\$208,470,490	\$218,608,223	\$219,131,319
Education	\$81,595	\$81,273	\$85,000	\$85,000	\$85,000	\$85,000
Public Safety	\$5,173,389	\$6,508,097	\$7,709,109	\$8,369,322	\$7,732,861	\$7,732,861
Health	\$11,053,511	\$11,607,260	\$13,807,043	\$18,546,264	\$14,001,701	\$14,001,701
Transportation	\$23,857,850	\$24,747,880	\$18,369,617	\$20,884,067	\$26,605,340	\$26,605,340
Economic Assistance and Opportunity	\$61,919,156	\$59,876,750	\$63,528,739	\$65,525,513	\$62,233,678	\$62,388,620
Culture and Recreation	\$428,843	\$250,361	\$538,512	\$623,563	\$584,075	\$584,075
Home and Community Service	\$1,028,123	\$1,637,378	\$1,051,561	\$2,699,561	\$2,047,528	\$2,047,528
Debt Service	\$17,023,438	\$11,933,135	\$11,995,698	\$11,995,698	\$12,565,466	\$12,565,466
Employee Benefits	\$2,253,410	\$3,176,017	\$1,881,912	\$1,881,912	\$1,756,115	\$1,756,115
Undistributed Revenues	\$0	\$0	\$12,255,782	\$12,255,782	\$4,714,738	\$5,926,256
Assigned Counsel Administration				\$194,554	\$142,464	\$142,464
Economic Development				\$95,558	\$0	\$0
Total Revenue:	\$323,058,597	\$320,136,227	\$334,360,664	\$351,627,284	\$351,077,189	\$352,966,745



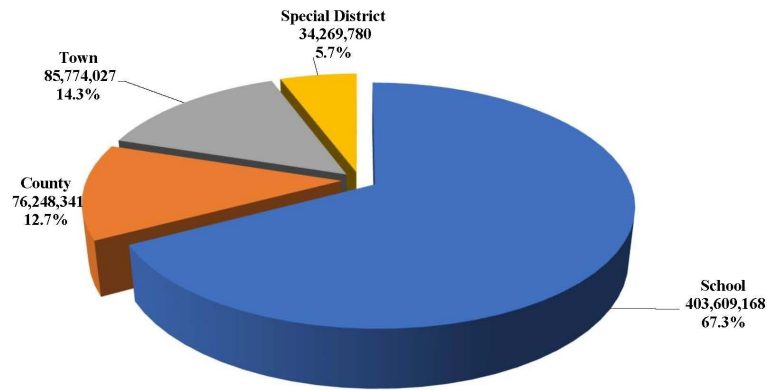
Revenues by Source

Name	FY2019 Actual	FY2020 Actual	FY2021 Adopted Budget	FY2021 Amended Budget	FY2022 Executive Budget	FY2022 Adopted Budget
Revenue Source						
Real Property Taxes	\$72,067,714	\$72,026,254	\$75,567,758	\$75,567,758	\$75,317,758	\$75,317,758
Real Property Tax Items	\$5,078,862	\$4,957,180	\$5,681,911	\$5,681,911	\$5,794,000	\$5,794,000
Non-Property Tax Items	\$131,215,584	\$130,937,067	\$124,564,288	\$129,564,288	\$147,880,000	\$147,880,000
Departmental Income	\$9,240,832	\$10,030,575	\$10,992,154	\$11,245,874	\$10,521,033	\$10,527,690
Intergovernmental Charges	\$9,868,531	\$10,206,182	\$7,762,387	\$7,762,387	\$7,511,884	\$7,511,884
Use of Money & Property	\$2,068,978	\$1,425,684	\$1,558,637	\$1,558,637	\$979,830	\$979,830
Licenses and Permits	\$470,166	\$504,052	\$498,170	\$498,170	\$475,160	\$475,160
Fines & Forfeitures	\$403,147	\$337,007	\$376,000	\$376,000	\$326,000	\$326,000
Sale of Property & Compensation for Loss	\$2,112,318	\$2,964,526	\$1,566,950	\$1,593,123	\$3,156,950	\$3,156,950
Miscellaneous Local Sources	\$2,599,765	\$1,433,195	\$1,046,900	\$1,051,900	\$1,115,100	\$1,115,100
Interfund Revenues	\$6,163	\$71,987	\$2,828,546	\$2,828,546	\$2,836,371	\$2,836,371
State Aid	\$50,304,599	\$49,330,815	\$52,910,151	\$57,726,788	\$50,265,876	\$50,307,888
Federal Aid	\$30,121,920	\$34,013,942	\$33,837,478	\$41,002,568	\$37,777,964	\$38,407,333
Interfund Transfers In	\$401,106	\$356,491	\$0	\$0		\$0
Intra-fund Revenues	\$1,818,912	\$1,541,270	\$1,955,367	\$1,955,367	\$1,830,441	\$1,830,441
Appropriated Fund Balance	\$0	\$0	\$11,755,782	\$11,755,782	\$4,714,738	\$5,926,256
Appropriated Reserves	\$0	\$0	\$1,458,185	\$1,458,185	\$574,084	\$574,084
Other Financing Sources	\$5,280,000	\$0	\$0	\$0		\$0
Total Revenue Source:	\$323,058,597	\$320,136,227	\$334,360,664	\$351,627,284	\$351,077,189	\$352,966,745

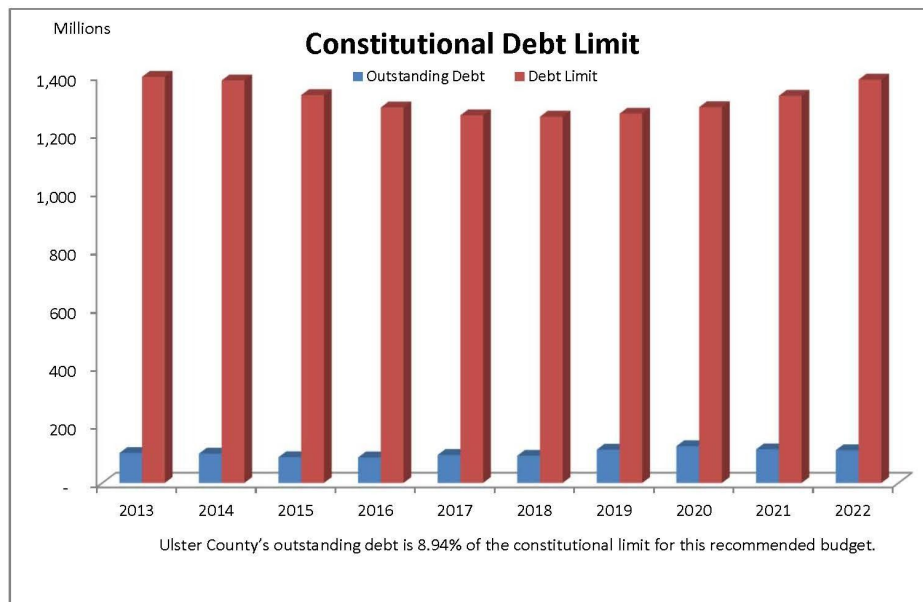
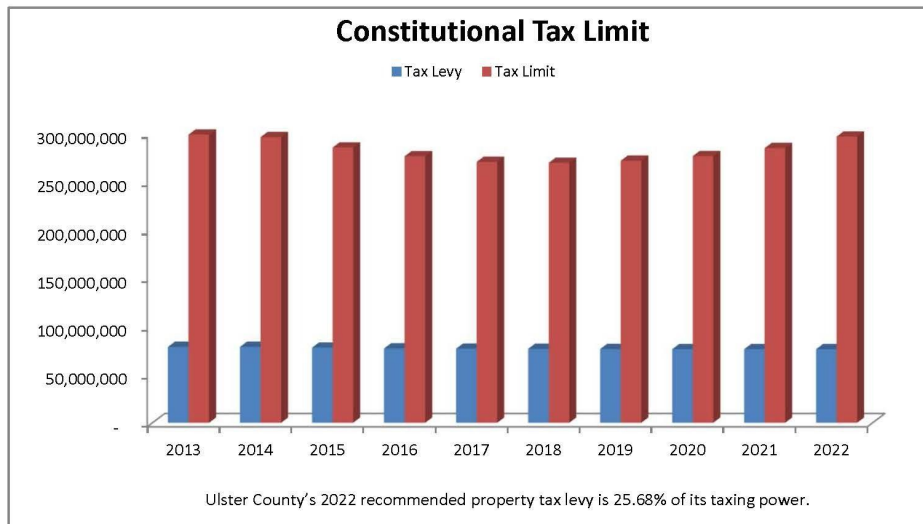


Tax Apportionment

2021 Ulster County Tax Apportionment



Constitutional Tax Limit and Debt Limits



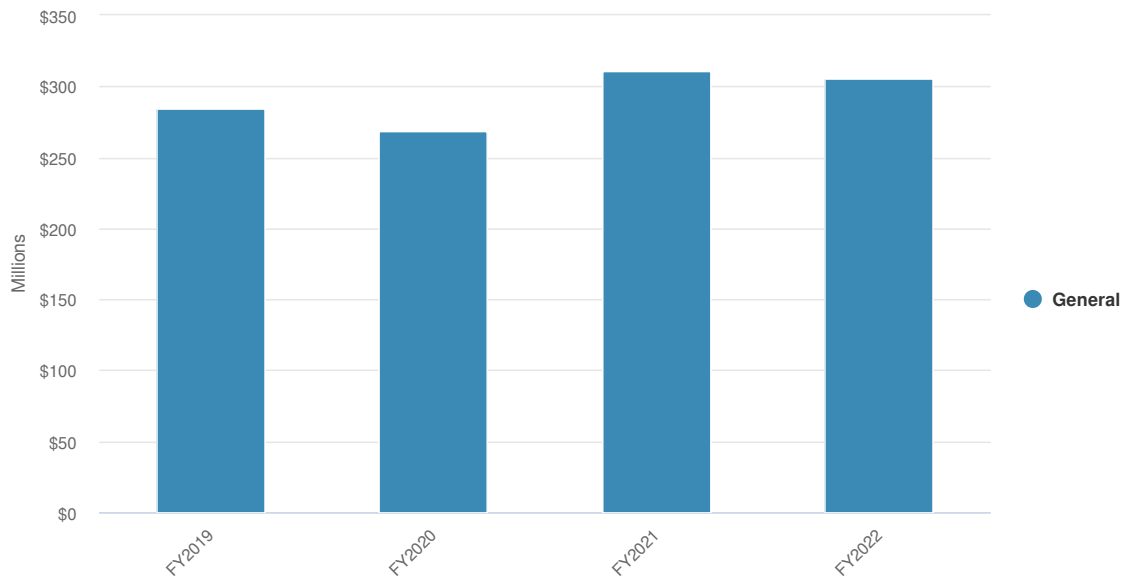


General

The General Fund is the government's primary operating fund. It is used to account for and report all financial resources of the general government, except those required to be accounted for and reported in another fund. For the County, the General Fund includes such activities as public safety, public health, transportation, public assistance, education and culture and recreation services. The major revenue sources of the General Fund are real property taxes, sales tax, and State and Federal aid.

Expenditures by Fund

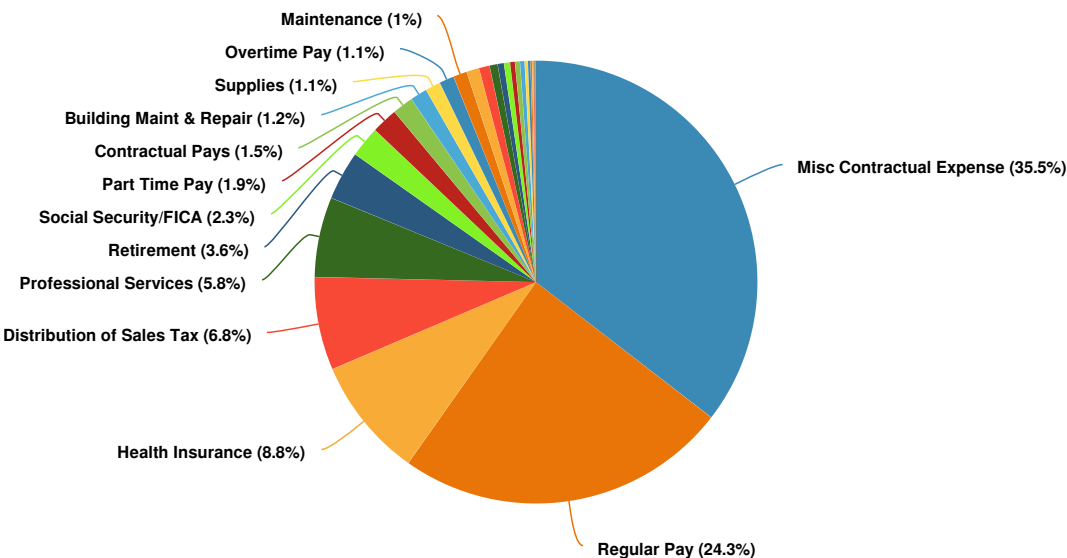
Budgeted and Historical 2022 Expenditures by Fund



Name	FY2019 Actual	FY2020 Actual	FY2021 Adopted Budget	FY2021 Amended Budget	FY2022 Executive Budget	FY2022 Adopted Budget
General	\$284,256,468	\$268,731,808	\$291,603,951	\$310,703,445	\$303,183,925	\$305,073,481
Total General:	\$284,256,468	\$268,731,808	\$291,603,951	\$310,703,445	\$303,183,925	\$305,073,481

Expenditures by Expense Type

Budgeted Expenditures by Expense Type

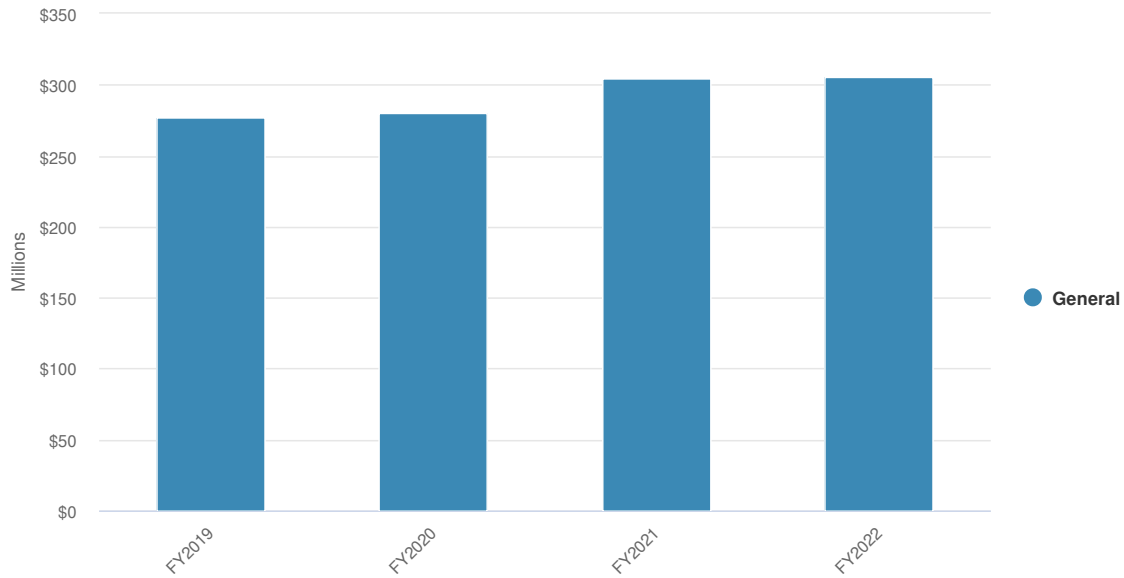


Loading Data

The updated data table is currently being generated.

Revenue by Fund

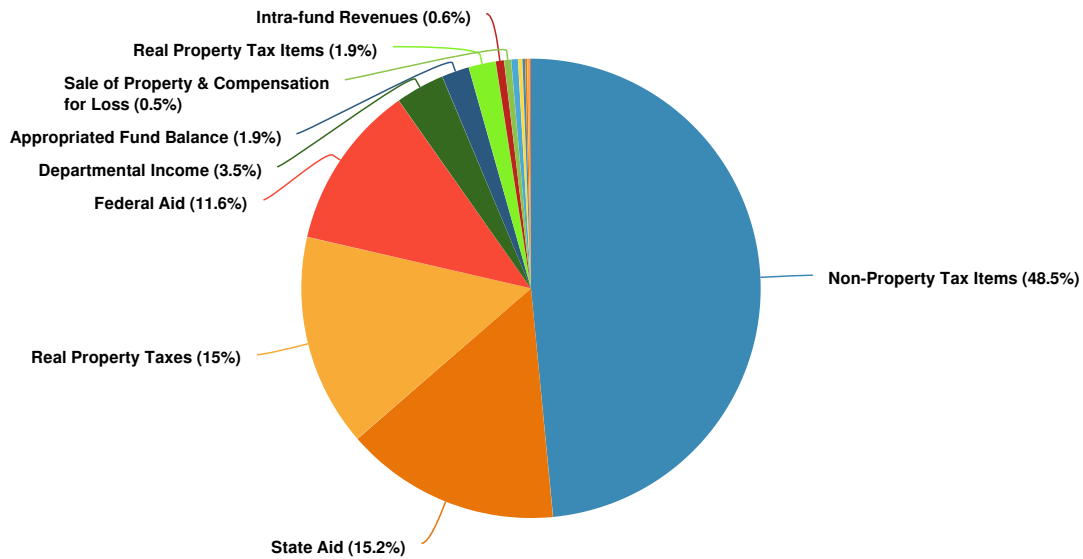
Budgeted and Historical 2022 Revenue by Fund



Name	FY2019 Actual	FY2020 Actual	FY2021 Adopted Budget	FY2021 Amended Budget	FY2022 Executive Budget	FY2022 Adopted Budget
General	\$276,829,618	\$279,851,883	\$291,603,951	\$304,626,573	\$303,183,925	\$305,073,481
Total General:	\$276,829,618	\$279,851,883	\$291,603,951	\$304,626,573	\$303,183,925	\$305,073,481

Revenues by Source

Projected 2022 Revenues by Source



Name	FY2019 Actual	FY2020 Actual	FY2021 Adopted Budget	FY2021 Amended Budget	FY2022 Executive Budget	FY2022 Adopted Budget
Revenue Source						
Real Property Taxes	\$47,501,991	\$47,123,633	\$54,487,561	\$54,487,561	\$45,645,824	\$45,645,824
Real Property Tax Items	\$5,078,862	\$4,957,180	\$5,681,911	\$5,681,911	\$5,794,000	\$5,794,000
Non-Property Tax Items	\$131,215,584	\$130,937,067	\$124,564,288	\$129,564,288	\$147,880,000	\$147,880,000
Departmental Income	\$9,240,832	\$10,030,575	\$10,992,154	\$11,245,874	\$10,521,033	\$10,527,690
Intergovernmental Charges	\$1,603,533	\$1,872,637	\$1,767,577	\$1,767,577	\$1,449,838	\$1,449,838
Use of Money & Property	\$1,547,436	\$1,162,010	\$1,265,637	\$1,265,637	\$913,580	\$913,580
Licenses and Permits	\$470,166	\$504,052	\$498,170	\$498,170	\$475,160	\$475,160
Fines & Forfeitures	\$403,147	\$337,007	\$376,000	\$376,000	\$326,000	\$326,000
Sale of Property & Compensation for Loss	\$2,048,979	\$2,789,595	\$1,508,450	\$1,534,623	\$1,498,450	\$1,498,450
Miscellaneous Local Sources	\$1,377,461	\$795,708	\$451,400	\$456,400	\$444,600	\$444,600
Interfund Revenues	\$6,163	\$8,439	\$9,298	\$9,298	\$4,450	\$4,450
State Aid	\$45,697,227	\$45,477,129	\$48,891,083	\$51,111,722	\$46,221,308	\$46,263,320
Federal Aid	\$28,819,324	\$32,315,581	\$32,091,088	\$37,608,178	\$34,890,419	\$35,519,788
Intra-fund Revenues	\$1,818,912	\$1,541,270	\$1,955,367	\$1,955,367	\$1,830,441	\$1,830,441
Appropriated Fund Balance	\$0	\$0	\$5,605,782	\$5,605,782	\$4,714,738	\$5,926,256
Appropriated Reserves	\$0	\$0	\$1,458,185	\$1,458,185	\$574,084	\$574,084
Total Revenue Source:	\$276,829,618	\$279,851,883	\$291,603,951	\$304,626,573	\$303,183,925	\$305,073,481



The Special Grant Fund accounts for and reports the proceeds received under the Workforce Investment Act and Community Development Block Grant Funds.

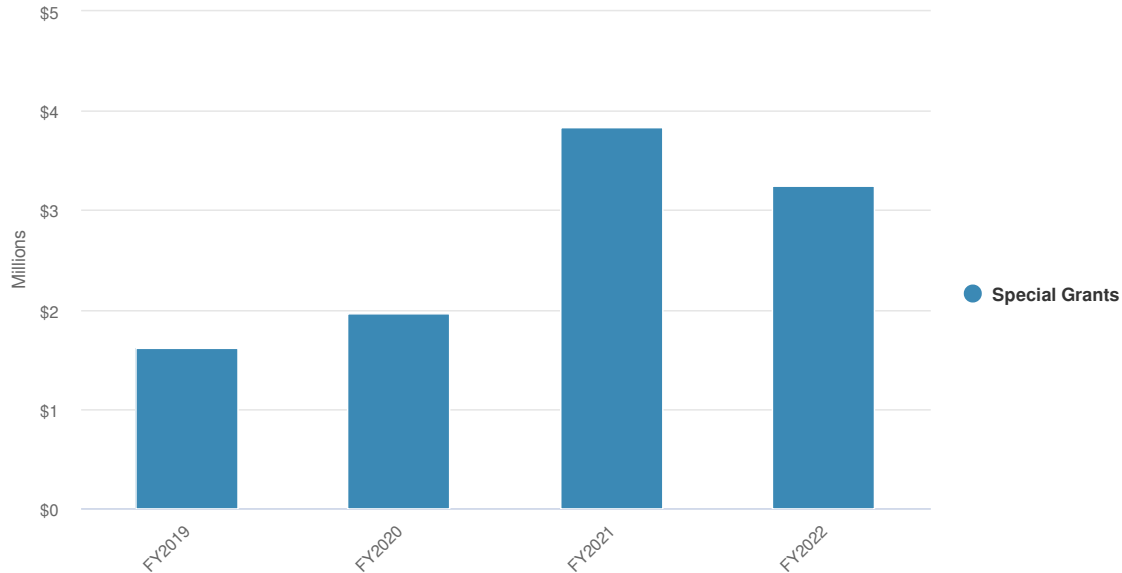


Special Grants

The Special Grants Fund is considered a Special Revenue Fund, which is used to account for and report the proceeds of specific revenue sources that are restricted, committed, or assigned to expenditures for specified purposes other than debt service or capital projects. Each fund is established on a functional basis and may include one or more grants or other funding sources.

Expenditures by Fund

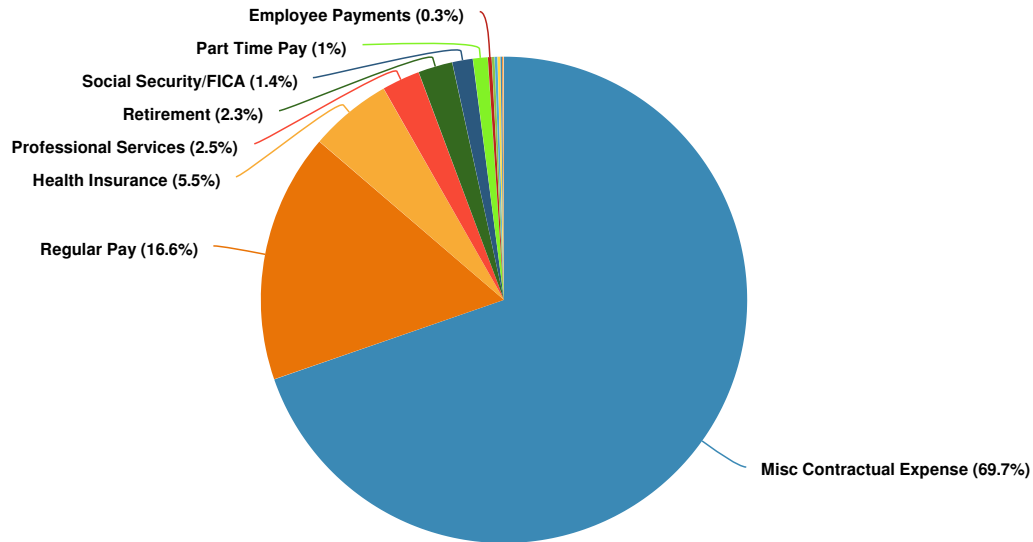
Budgeted and Historical 2022 Expenditures by Fund



Name	FY2019 Actual	FY2020 Actual	FY2021 Adopted Budget	FY2021 Amended Budget	FY2022 Executive Budget	FY2022 Adopted Budget
Special Grants	\$1,614,956	\$1,958,281	\$2,081,040	\$3,843,209	\$3,246,445	\$3,246,445
Total Special Grants:	\$1,614,956	\$1,958,281	\$2,081,040	\$3,843,209	\$3,246,445	\$3,246,445

Expenditures by Expense Type

Budgeted Expenditures by Expense Type

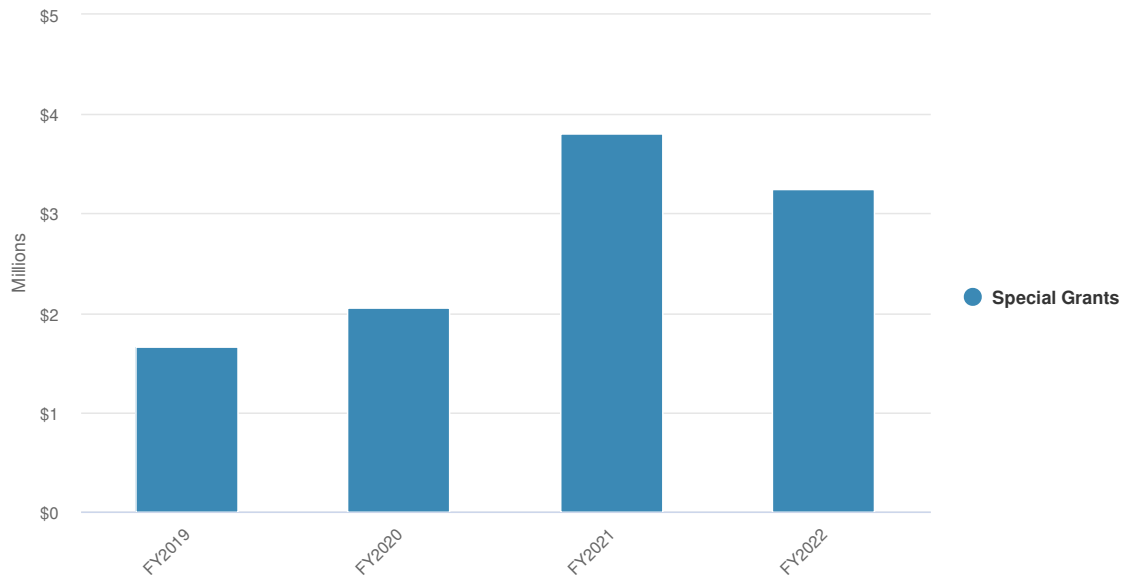


Name	FY2019 Actual	FY2020 Actual	FY2021 Adopted Budget	FY2021 Amended Budget	FY2022 Executive Budget	FY2022 Adopted Budget
Expense Objects						
Regular Pay	\$503,887	\$507,229	\$483,043	\$503,976	\$538,634	\$538,634
Part Time Pay	\$0	\$0	\$29,409	\$47,957	\$32,056	\$32,056
Overtime Pay	\$0	\$0		\$900		\$0
Contractual Pays	\$31,732	\$62,054	\$32,075	\$41,175	\$6,000	\$6,000
Computer Equipment	\$7,821	\$27,679	\$0	\$448	\$0	\$0
Supplies	\$6,179	\$6,877	\$6,250	\$6,724	\$6,250	\$6,250
Professional Services	\$47,085	\$18,352	\$86,250	\$86,250	\$82,150	\$82,150
Leases/Rental	\$3,312	\$2,450	\$2,850	\$2,850	\$3,800	\$3,800
Conference Expenses	\$5,067	\$3,158	\$6,000	\$6,000	\$6,000	\$6,000
Travel	\$2,244	\$1,164	\$2,000	\$2,000	\$2,500	\$2,500
Misc Contractual Expense	\$697,310	\$1,022,423	\$1,114,060	\$2,825,060	\$2,262,800	\$2,262,800
Communication Expenses	\$1,278	\$719	\$1,300	\$1,300	\$1,300	\$1,300
Maintenance	\$2,507	\$2,484	\$2,550	\$2,550	\$0	\$0
Retirement	\$78,111	\$84,535	\$86,881	\$86,881	\$74,854	\$74,854
Social Security/FICA	\$39,427	\$42,755	\$41,733	\$42,498	\$44,117	\$44,117
Health Insurance	\$165,201	\$155,857	\$166,939	\$166,939	\$177,484	\$177,484
Employee Payments	\$10,829	\$7,915	\$6,500	\$6,500	\$8,500	\$8,500
Workers' Compensation	\$11,852	\$11,513	\$12,000	\$12,000	\$0	\$0
Other Benefits	\$1,114	\$1,117	\$1,200	\$1,200	\$0	\$0
Total Expense Objects:	\$1,614,956	\$1,958,281	\$2,081,040	\$3,843,209	\$3,246,445	\$3,246,445



Revenue by Fund

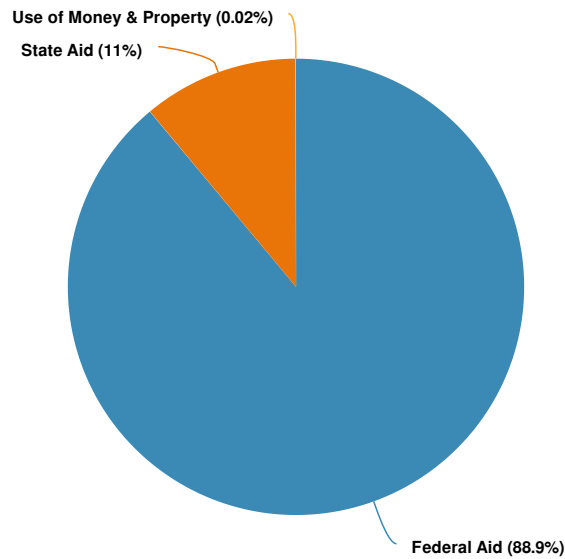
Budgeted and Historical 2022 Revenue by Fund



Name	FY2019 Actual	FY2020 Actual	FY2021 Adopted Budget	FY2021 Amended Budget	FY2022 Executive Budget	FY2022 Adopted Budget
Special Grants	\$1,655,650	\$2,050,924	\$2,081,040	\$3,810,588	\$3,246,445	\$3,246,445
Total Special Grants:	\$1,655,650	\$2,050,924	\$2,081,040	\$3,810,588	\$3,246,445	\$3,246,445

Revenues by Source

Projected 2022 Revenues by Source



Name	FY2019 Actual	FY2020 Actual	FY2021 Adopted Budget	FY2021 Amended Budget	FY2022 Executive Budget	FY2022 Adopted Budget
Revenue Source						
Use of Money & Property	\$4,090	\$2,295	\$2,000	\$2,000	\$750	\$750
State Aid	\$335,664	\$350,268	\$332,650	\$414,198	\$358,150	\$358,150
Federal Aid	\$1,302,596	\$1,698,361	\$1,746,390	\$3,394,390	\$2,887,545	\$2,887,545
Interfund Transfers In	\$13,300	\$0	\$0			
Total Revenue Source:	\$1,655,650	\$2,050,924	\$2,081,040	\$3,810,588	\$3,246,445	\$3,246,445

The County Road Fund accounts for and reports the acquisition and maintenance of roads and bridges pursuant to Section 114 Highway Law.

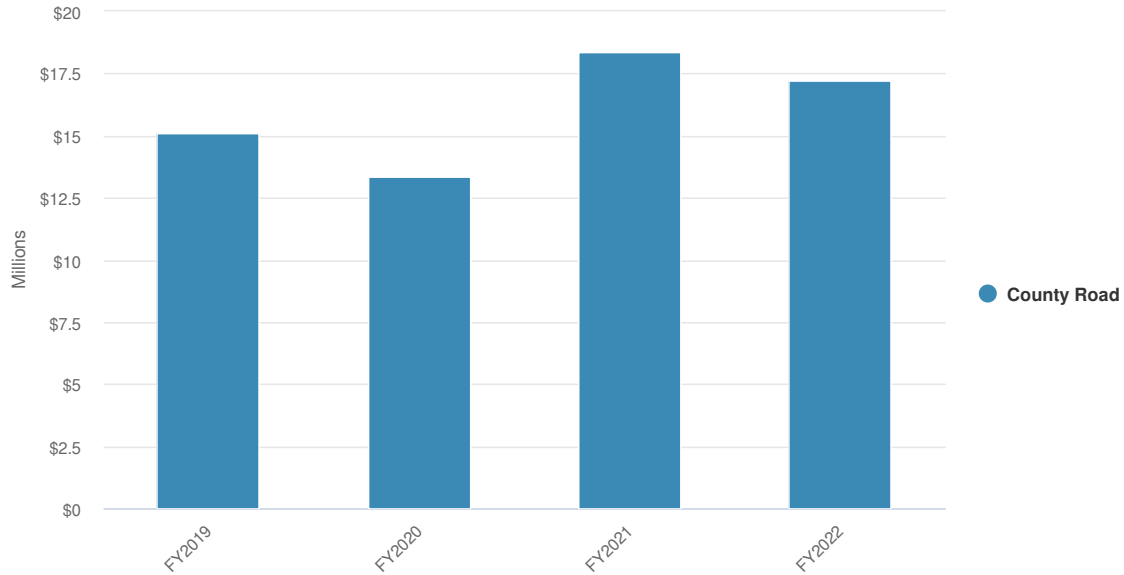


County Road

The County Road Fund is considered a Special Revenue Fund, which is used to account for and report the proceeds of specific revenue sources that are restricted, committed, or assigned to expenditures for specified purposes other than debt service or capital projects. Each fund is established on a functional basis and may include one or more grants or other funding sources.

Expenditures by Fund

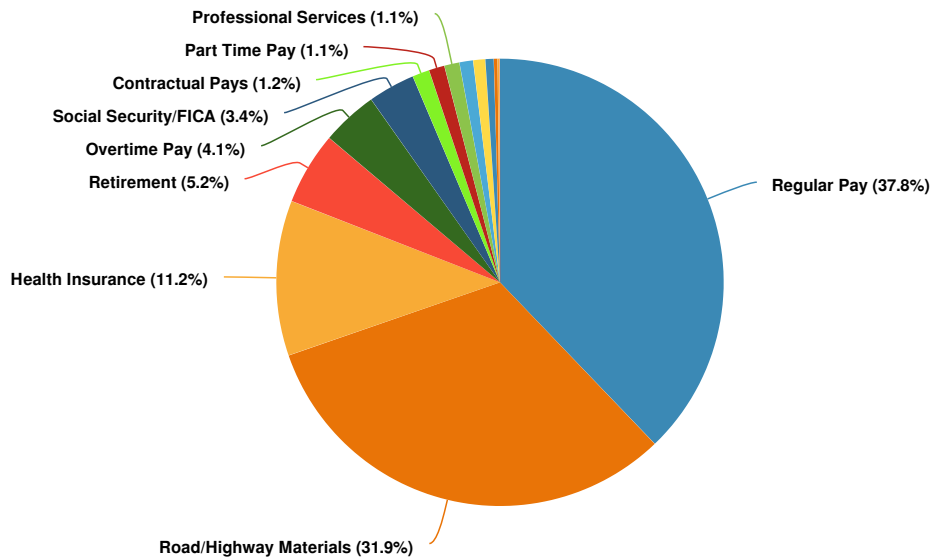
Budgeted and Historical 2022 Expenditures by Fund



Name	FY2019 Actual	FY2020 Actual	FY2021 Adopted Budget	FY2021 Amended Budget	FY2022 Executive Budget	FY2022 Adopted Budget
County Road	\$15,116,621	\$13,371,550	\$14,601,017	\$18,387,393	\$17,216,892	\$17,216,892
Total County Road:	\$15,116,621	\$13,371,550	\$14,601,017	\$18,387,393	\$17,216,892	\$17,216,892

Expenditures by Expense Type

Budgeted Expenditures by Expense Type

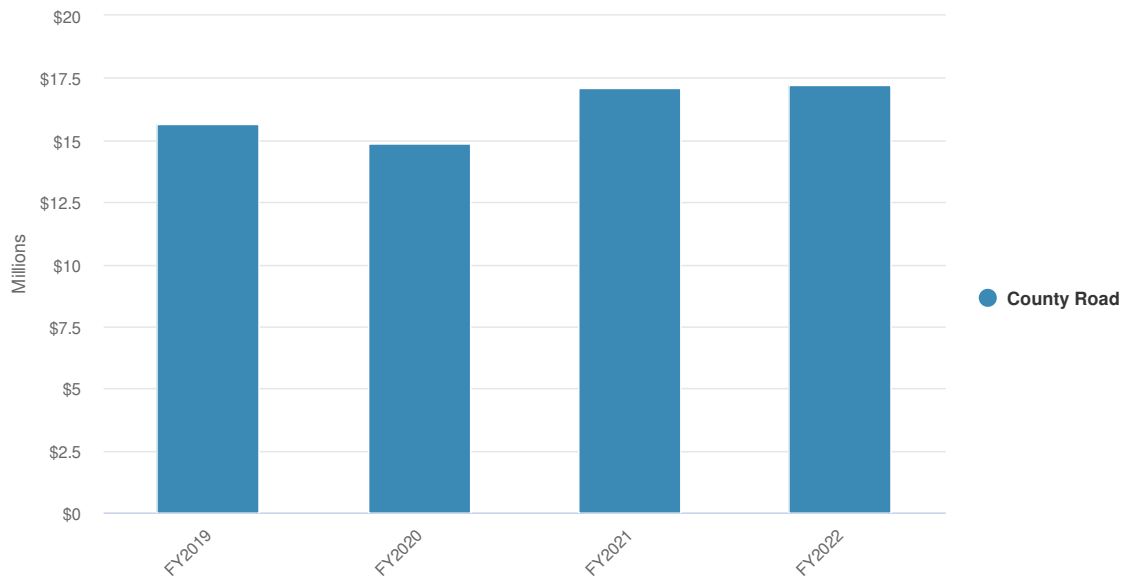


Name	FY2019 Actual	FY2020 Actual	FY2021 Adopted Budget	FY2021 Amended Budget	FY2022 Executive Budget	FY2022 Adopted Budget
Expense Objects						
Regular Pay	\$4,593,612	\$4,477,072	\$4,598,338	\$5,234,321	\$6,515,341	\$6,515,341
Part Time Pay	\$59,773	\$3,992	\$180,000	\$185,000	\$196,300	\$196,300
Overtime Pay	\$714,899	\$551,652	\$619,700	\$756,700	\$698,000	\$698,000
Contractual Pays	\$135,066	\$99,661	\$230,000	\$667,700	\$213,000	\$213,000
Other Equipment & Capital Outlays	\$0	\$0		\$49,200	\$0	\$0
Road/Highway Materials	\$5,968,515	\$4,845,894	\$5,451,418	\$7,913,471	\$5,486,418	\$5,486,418
Building Maint & Repair	\$111,071	\$113,798	\$148,330	\$148,330	\$170,264	\$170,264
Professional Services	\$88,669	\$91,475	\$132,250	\$162,750	\$188,000	\$188,000
Leases/Rental	\$119,948	\$116,048	\$140,800	\$149,860	\$150,800	\$150,800
Conference Expenses	\$13,184	\$4,228	\$4,000	\$4,000	\$24,460	\$24,460
Travel	\$550	\$897	\$150	\$625	\$3,000	\$3,000
Misc Contractual Expense	\$137,515	\$72,195	\$18,350	\$24,035	\$104,300	\$104,300
Maintenance	\$380	\$0	\$0			
Retirement	\$802,570	\$762,123	\$827,062	\$825,162	\$903,805	\$903,805
Social Security/FICA	\$412,798	\$385,862	\$430,545	\$444,265	\$583,133	\$583,133
Health Insurance	\$1,878,741	\$1,781,026	\$1,743,574	\$1,743,574	\$1,932,596	\$1,932,596
Employee Payments	\$79,329	\$65,628	\$76,500	\$78,400	\$47,475	\$47,475
Total Expense Objects:	\$15,116,621	\$13,371,550	\$14,601,017	\$18,387,393	\$17,216,892	\$17,216,892



Revenue by Fund

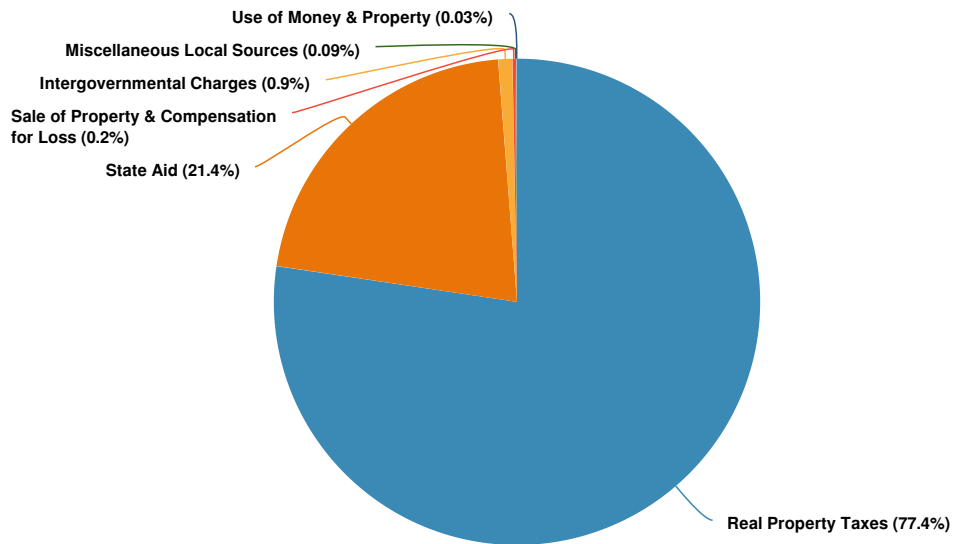
Budgeted and Historical 2022 Revenue by Fund



Name	FY2019 Actual	FY2020 Actual	FY2021 Adopted Budget	FY2021 Amended Budget	FY2022 Executive Budget	FY2022 Adopted Budget
County Road	\$15,664,088	\$14,882,012	\$14,601,017	\$17,115,467	\$17,216,892	\$17,216,892
Total County Road:	\$15,664,088	\$14,882,012	\$14,601,017	\$17,115,467	\$17,216,892	\$17,216,892

Revenues by Source

Projected 2022 Revenues by Source



Name	FY2019 Actual	FY2020 Actual	FY2021 Adopted Budget	FY2021 Amended Budget	FY2022 Executive Budget	FY2022 Adopted Budget
Revenue Source						
Real Property Taxes	\$11,121,314	\$11,052,325	\$8,491,099	\$8,491,099	\$13,319,474	\$13,319,474
Intergovernmental Charges	\$194,425	\$267,503	\$110,000	\$110,000	\$160,000	\$160,000
Use of Money & Property	\$33,711	\$19,888	\$18,500	\$18,500	\$6,000	\$6,000
Sale of Property & Compensation for Loss	\$22,395	\$25,205	\$30,000	\$30,000	\$30,000	\$30,000
Miscellaneous Local Sources	\$20,535	\$13,673	\$15,000	\$15,000	\$15,000	\$15,000
State Aid	\$4,271,707	\$3,503,418	\$3,686,418	\$6,200,868	\$3,686,418	\$3,686,418
Appropriated Fund Balance	\$0	\$0	\$2,250,000	\$2,250,000	\$0	\$0
Total Revenue Source:	\$15,664,088	\$14,882,012	\$14,601,017	\$17,115,467	\$17,216,892	\$17,216,892



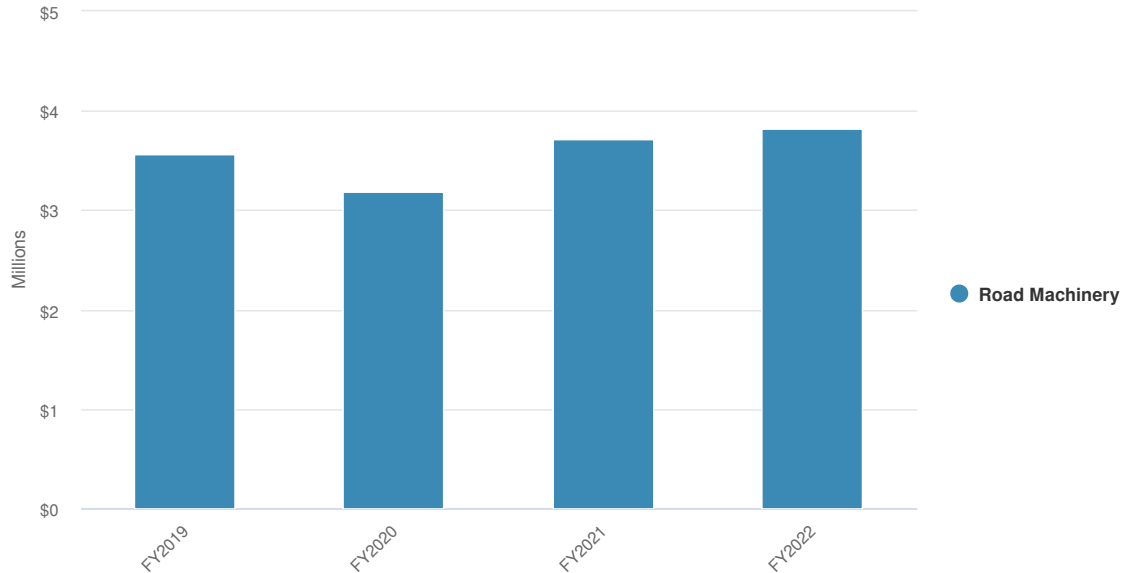
Road Machinery

The Road Machinery Fund accounts for and reports the acquisition and maintenance of road machinery and equipment pursuant to Section 133 of Highway Law.

The Road Machinery Fund is considered a Special Revenue Fund, which is used to account for and report the proceeds of specific revenue sources that are restricted, committed, or assigned to expenditures for specified purposes other than debt service or capital projects. Each fund is established on a functional basis and may include one or more grants or other funding sources.

Expenditures by Fund

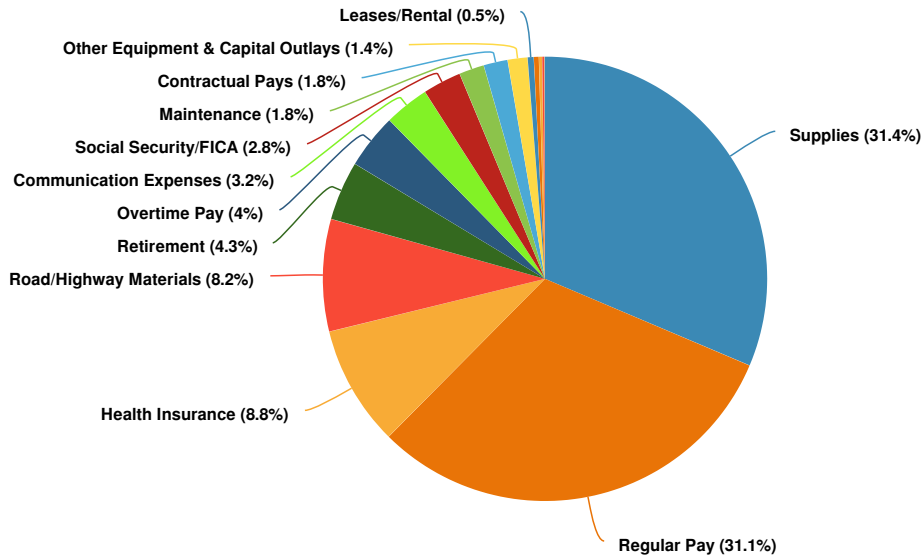
Budgeted and Historical 2022 Expenditures by Fund



Name	FY2019 Actual	FY2020 Actual	FY2021 Adopted Budget	FY2021 Amended Budget	FY2022 Executive Budget	FY2022 Adopted Budget
Road Machinery	\$3,571,739	\$3,180,647	\$3,444,400	\$3,709,047	\$3,827,494	\$3,827,494
Total Road Machinery:	\$3,571,739	\$3,180,647	\$3,444,400	\$3,709,047	\$3,827,494	\$3,827,494

Expenditures by Expense Type

Budgeted Expenditures by Expense Type

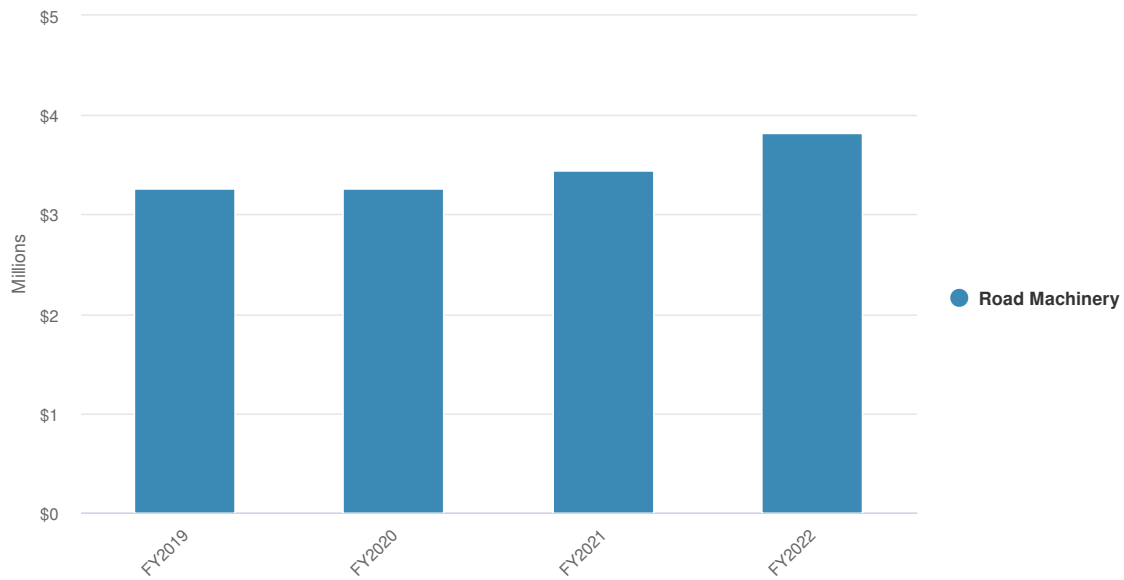


Name	FY2019 Actual	FY2020 Actual	FY2021 Adopted Budget	FY2021 Amended Budget	FY2022 Executive Budget	FY2022 Adopted Budget
Expense Objects						
Regular Pay	\$1,046,138	\$1,033,892	\$904,131	\$1,055,234	\$1,188,480	\$1,188,480
Overtime Pay	\$152,028	\$110,957	\$140,000	\$140,000	\$153,000	\$153,000
Contractual Pays	\$3,895	\$89,526	\$62,000	\$155,000	\$67,000	\$67,000
Other Equipment & Capital Outlays	\$54,793	\$17,751	\$55,000	\$55,000	\$55,000	\$55,000
Supplies	\$1,182,185	\$971,385	\$1,173,000	\$1,174,180	\$1,201,000	\$1,201,000
Road/Highway Materials	\$249,653	\$51,955	\$297,500	\$315,410	\$312,500	\$312,500
Building Maint & Repair	\$1,380	\$0	\$1,600	\$1,600	\$1,600	\$1,600
Professional Services	\$1,092	\$0	\$9,500	\$9,500	\$9,500	\$9,500
Leases/Rental	\$13,366	\$8,905	\$17,500	\$17,500	\$17,500	\$17,500
Misc Contractual Expense	\$4,479	\$2,953	\$5,000	\$5,000	\$13,500	\$13,500
Communication Expenses	\$124,344	\$124,344	\$124,380	\$124,380	\$124,380	\$124,380
Maintenance	\$79,947	\$124,505	\$70,000	\$70,000	\$70,000	\$70,000
Retirement	\$175,300	\$183,296	\$162,618	\$162,618	\$165,163	\$165,163
Social Security/FICA	\$90,042	\$91,990	\$84,620	\$86,074	\$107,749	\$107,749
Health Insurance	\$386,476	\$364,673	\$333,876	\$332,626	\$335,247	\$335,247
Employee Payments	\$6,621	\$4,515	\$3,675	\$4,925	\$5,875	\$5,875
Total Expense Objects:	\$3,571,739	\$3,180,647	\$3,444,400	\$3,709,047	\$3,827,494	\$3,827,494



Revenue by Fund

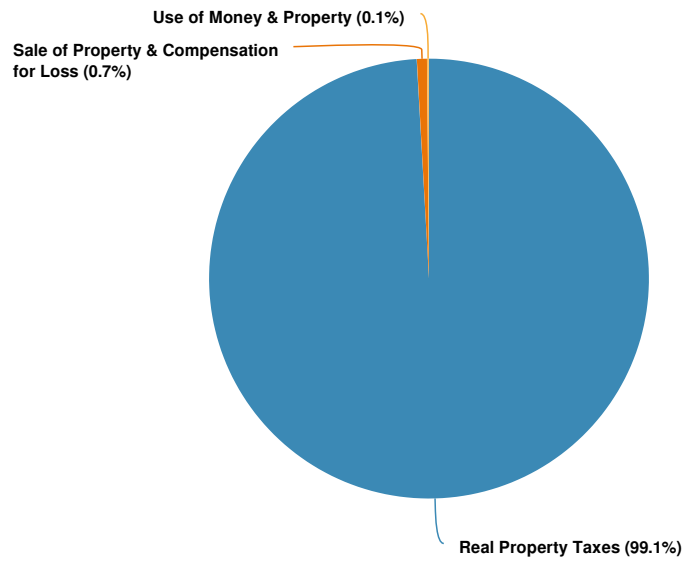
Budgeted and Historical 2022 Revenue by Fund



Name	FY2019 Actual	FY2020 Actual	FY2021 Adopted Budget	FY2021 Amended Budget	FY2022 Executive Budget	FY2022 Adopted Budget
Road Machinery	\$3,267,512	\$3,266,315	\$3,444,400	\$3,444,400	\$3,827,494	\$3,827,494
Total Road Machinery:	\$3,267,512	\$3,266,315	\$3,444,400	\$3,444,400	\$3,827,494	\$3,827,494

Revenues by Source

Projected 2022 Revenues by Source



Name	FY2019 Actual	FY2020 Actual	FY2021 Adopted Budget	FY2021 Amended Budget	FY2022 Executive Budget	FY2022 Adopted Budget
Revenue Source						
Real Property Taxes	\$3,181,384	\$3,096,236	\$638,400	\$638,400	\$3,793,994	\$3,793,994
Use of Money & Property	\$45,184	\$20,354	\$27,500	\$27,500	\$5,000	\$5,000
Sale of Property & Compensation for Loss	\$40,944	\$149,726	\$28,500	\$28,500	\$28,500	\$28,500
Appropriated Fund Balance	\$0	\$0	\$2,750,000	\$2,750,000	\$0	\$0
Total Revenue Source:	\$3,267,512	\$3,266,315	\$3,444,400	\$3,444,400	\$3,827,494	\$3,827,494



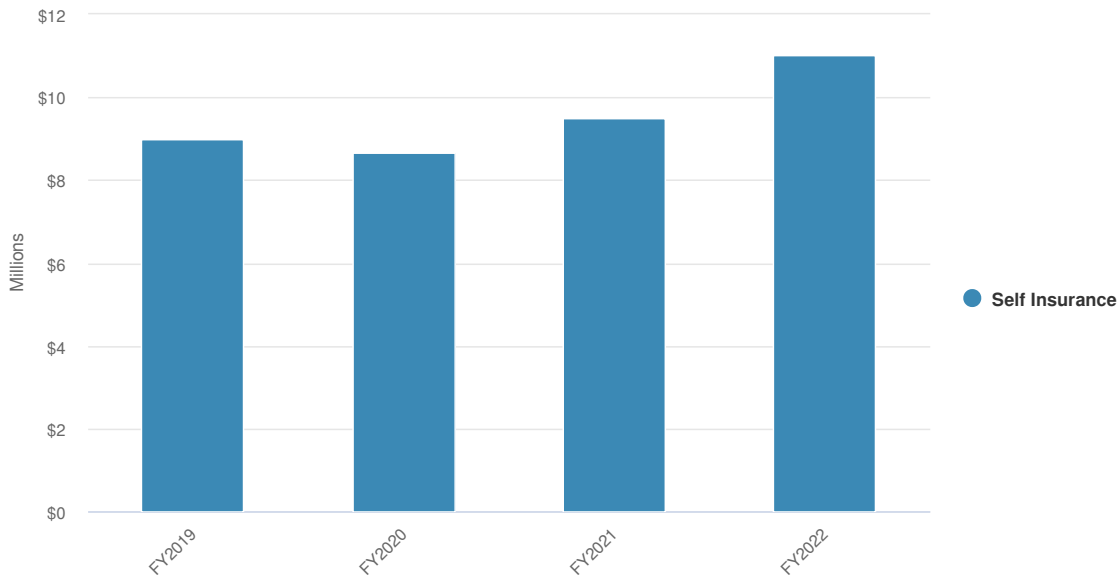
Self Insurance

The Self Insurance Fund, is a Workers' Compensation Pool that is used to account for a workers' compensation claims-servicing pool, which was created in 1979 under Article 5 of the NYS Workers' Compensation Law. Each of the approximately 62 participants in the pool are responsible for their share of the liabilities of the pool and risk is not shared among the members.

Proprietary funds are used to account for activities that are similar to those often found in the private sector and follow accounting standards promulgated by the Governmental Accounting Standards Board. The measurement focus is upon determination of net income, financial position, and changes in financial position.

Expenditures by Fund

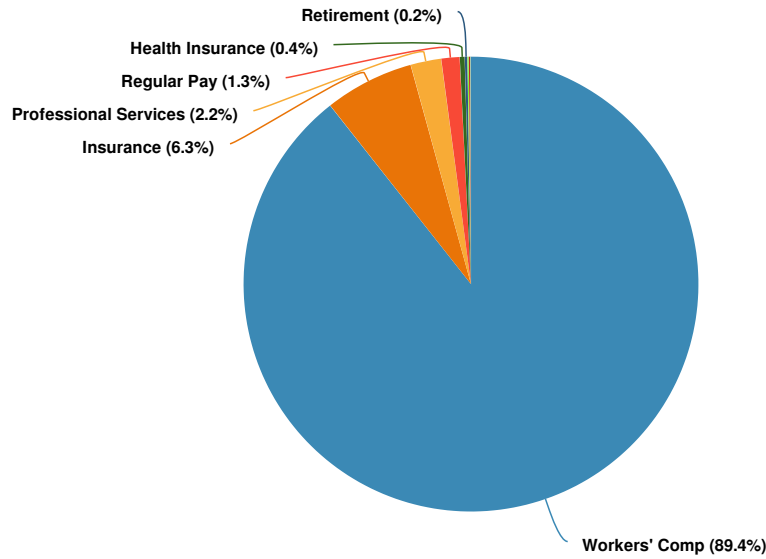
Budgeted and Historical 2022 Expenditures by Fund



Name	FY2019 Actual	FY2020 Actual	FY2021 Adopted Budget	FY2021 Amended Budget	FY2022 Executive Budget	FY2022 Adopted Budget
Self Insurance	\$8,979,899	\$8,665,636	\$9,484,558	\$9,487,249	\$11,036,967	\$11,036,967
Total Self Insurance:	\$8,979,899	\$8,665,636	\$9,484,558	\$9,487,249	\$11,036,967	\$11,036,967

Expenditures by Expense Type

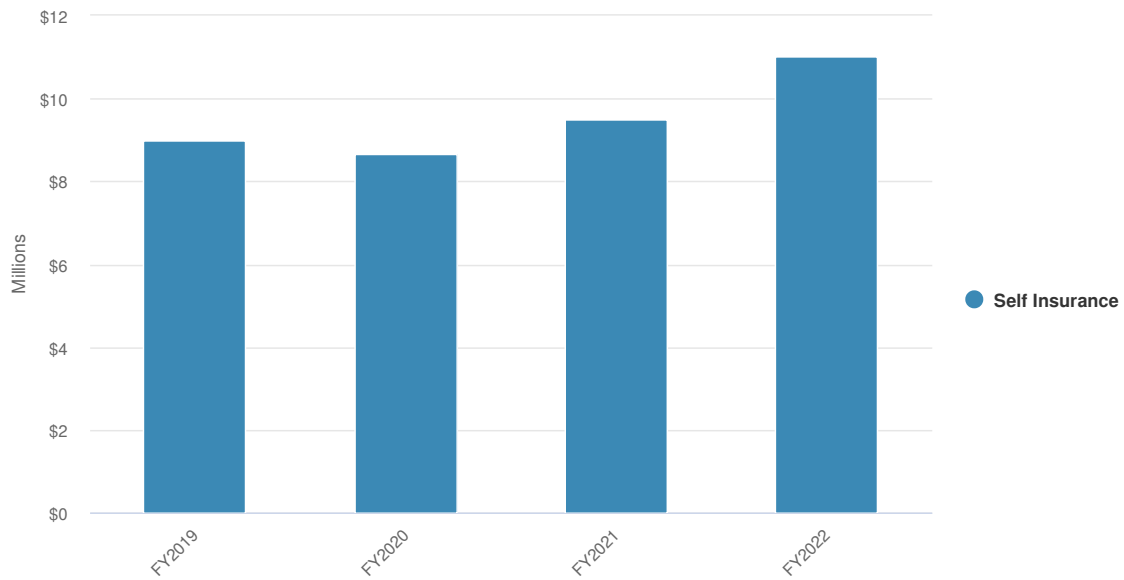
Budgeted Expenditures by Expense Type



Name	FY2019 Actual	FY2020 Actual	FY2021 Adopted Budget	FY2021 Amended Budget	FY2022 Executive Budget	FY2022 Adopted Budget
Expense Objects						
Regular Pay	\$131,928	\$134,163	\$137,299	\$138,940	\$144,253	\$144,253
Contractual Pays	\$9,000	\$9,000	\$9,000	\$10,050	\$10,000	\$10,000
Supplies	\$69	\$53	\$300	\$300	\$300	\$300
Professional Services	\$263,453	\$273,245	\$283,000	\$283,193	\$240,421	\$240,421
Insurance	\$637,244	\$692,230	\$700,000	\$700,000	\$700,000	\$700,000
Leases/Rental	\$4,848	\$3,150	\$3,150	\$3,150	\$3,150	\$3,150
Conference Expenses	\$1,355	\$0	\$0	\$0	\$2,000	\$2,000
Misc Contractual Expense	\$4,036	\$2,568	\$555	\$555	\$555	\$555
Workers' Comp	\$7,860,201	\$7,421,076	\$8,278,270	\$8,278,078	\$9,865,000	\$9,865,000
Retirement	\$20,552	\$21,259	\$24,695	\$24,695	\$20,047	\$20,047
Social Security/FICA	\$10,505	\$10,720	\$11,192	\$11,192	\$11,801	\$11,801
Health Insurance	\$36,709	\$98,172	\$37,097	\$37,097	\$39,440	\$39,440
Total Expense Objects:	\$8,979,899	\$8,665,636	\$9,484,558	\$9,487,249	\$11,036,967	\$11,036,967

Revenue by Fund

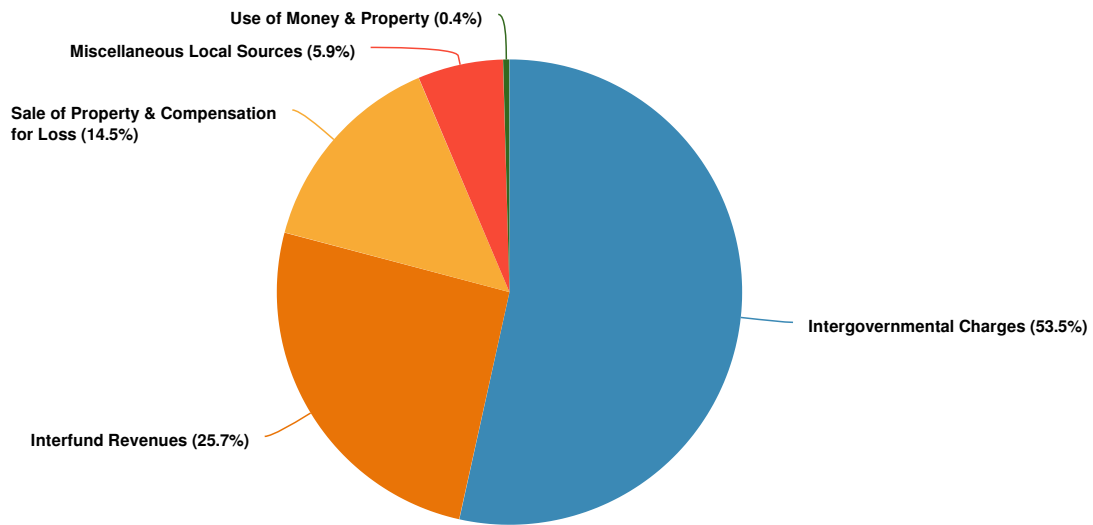
Budgeted and Historical 2022 Revenue by Fund



Name	FY2019 Actual	FY2020 Actual	FY2021 Adopted Budget	FY2021 Amended Budget	FY2022 Executive Budget	FY2022 Adopted Budget
Self Insurance	\$8,979,899	\$8,665,636	\$9,484,558	\$9,484,558	\$11,036,967	\$11,036,967
Total Self Insurance:	\$8,979,899	\$8,665,636	\$9,484,558	\$9,484,558	\$11,036,967	\$11,036,967

Revenues by Source

Projected 2022 Revenues by Source



Name	FY2019 Actual	FY2020 Actual	FY2021 Adopted Budget	FY2021 Amended Budget	FY2022 Executive Budget	FY2022 Adopted Budget
Revenue Source						
Intergovernmental Charges	\$8,070,573	\$8,066,042	\$5,884,810	\$5,884,810	\$5,902,046	\$5,902,046
Use of Money & Property	\$341,794	\$183,427	\$200,000	\$200,000	\$47,500	\$47,500
Sale of Property & Compensation for Loss				\$0	\$1,600,000	\$1,600,000
Miscellaneous Local Sources	\$567,532	\$352,618	\$580,500	\$580,500	\$655,500	\$655,500
Interfund Revenues	\$0	\$63,548	\$2,819,248	\$2,819,248	\$2,831,921	\$2,831,921
Total Revenue Source:	\$8,979,899	\$8,665,636	\$9,484,558	\$9,484,558	\$11,036,967	\$11,036,967

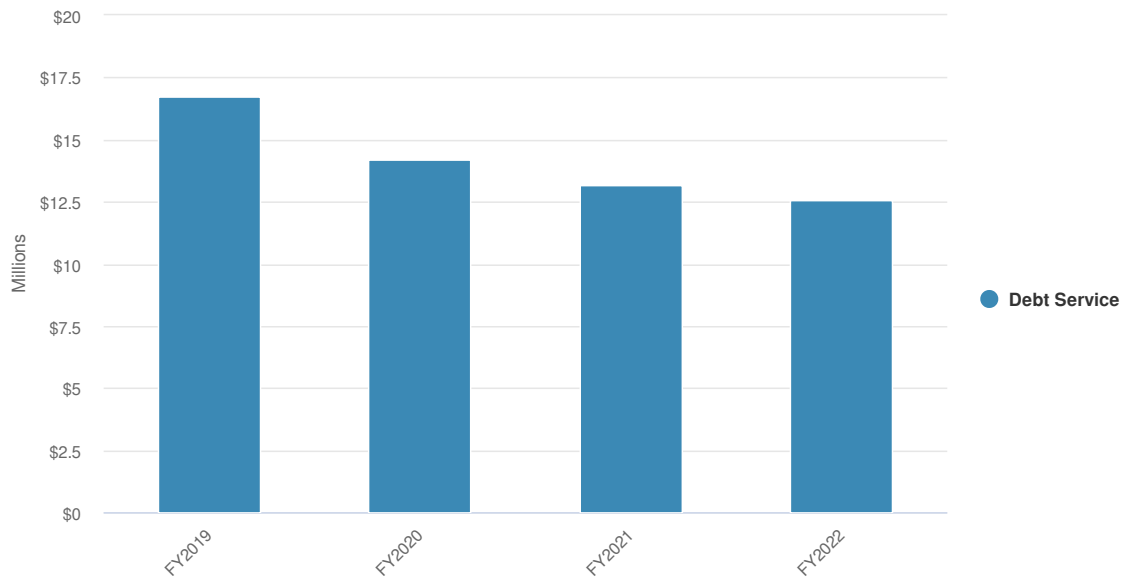


Debt Service

The Debt Service Fund is used to account for and report the financial resources that are restricted, committed or assigned to expenditures for principal and interest on long-term general obligation debt of governmental funds not accounted for in the General Fund, Capital Projects Fund and the component units. The major revenue source of the Debt Service Fund is real property taxes, and for purposes of this report, Tobacco Settlement Revenues.

Expenditures by Fund

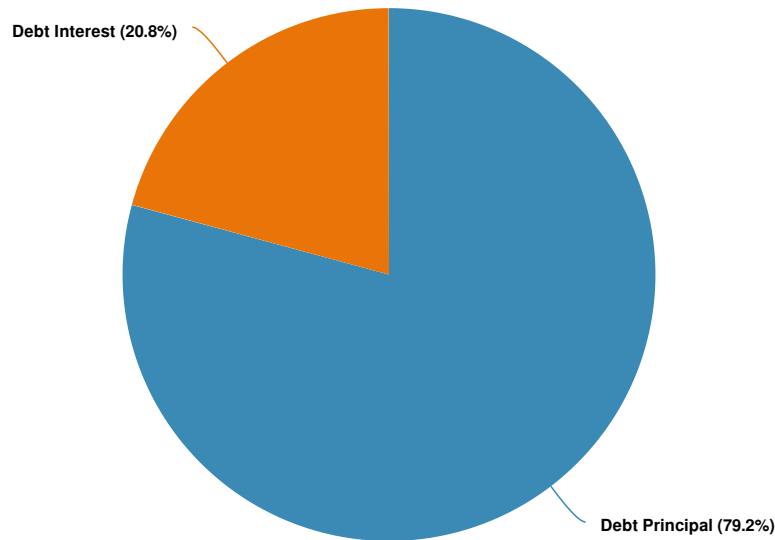
Budgeted and Historical 2022 Expenditures by Fund



Name	FY2019 Actual	FY2020 Actual	FY2021 Adopted Budget	FY2021 Amended Budget	FY2022 Executive Budget	FY2022 Adopted Budget
Debt Service	\$16,727,421	\$14,216,759	\$13,145,698	\$13,145,698	\$12,565,466	\$12,565,466
Total Debt Service:	\$16,727,421	\$14,216,759	\$13,145,698	\$13,145,698	\$12,565,466	\$12,565,466

Expenditures by Expense Type

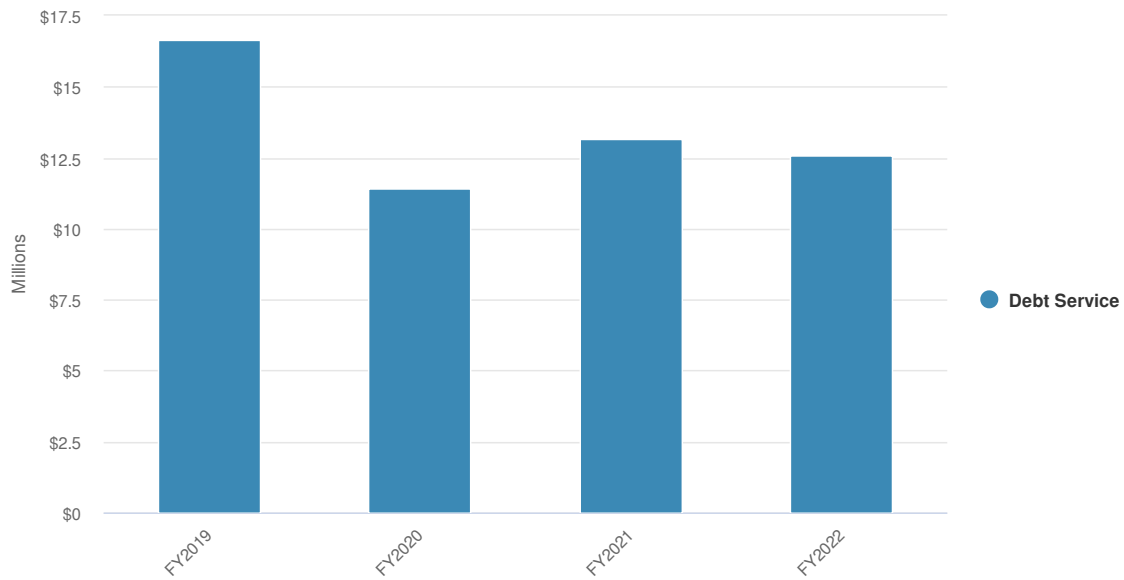
Budgeted Expenditures by Expense Type



Name	FY2019 Actual	FY2020 Actual	FY2021 Adopted Budget	FY2021 Amended Budget	FY2022 Executive Budget	FY2022 Adopted Budget
Expense Objects						
Professional Services	\$5,909,500	\$0	\$0	\$0		\$0
Debt Principal	\$7,909,000	\$10,943,235	\$9,840,000	\$9,840,000	\$9,955,000	\$9,955,000
Debt Interest	\$2,908,921	\$3,273,524	\$3,305,698	\$3,305,698	\$2,610,466	\$2,610,466
Total Expense Objects:	\$16,727,421	\$14,216,759	\$13,145,698	\$13,145,698	\$12,565,466	\$12,565,466

Revenue by Fund

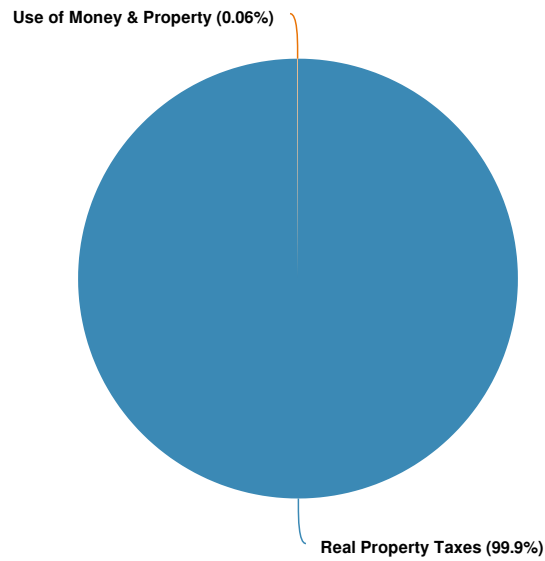
Budgeted and Historical 2022 Revenue by Fund



Name	FY2019 Actual	FY2020 Actual	FY2021 Adopted Budget	FY2021 Amended Budget	FY2022 Executive Budget	FY2022 Adopted Budget
Debt Service	\$16,661,831	\$11,419,457	\$13,145,698	\$13,145,698	\$12,565,466	\$12,565,466
Total Debt Service:	\$16,661,831	\$11,419,457	\$13,145,698	\$13,145,698	\$12,565,466	\$12,565,466

Revenues by Source

Projected 2022 Revenues by Source



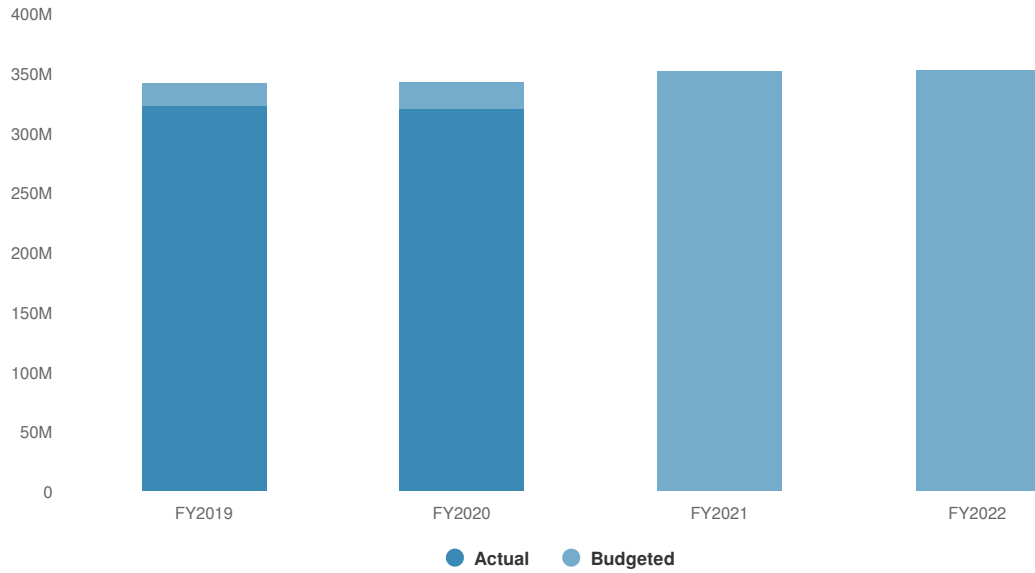
Name	FY2019 Actual	FY2020 Actual	FY2021 Adopted Budget	FY2021 Amended Budget	FY2022 Executive Budget	FY2022 Adopted Budget
Revenue Source						
Real Property Taxes	\$10,263,025	\$10,754,060	\$11,950,698	\$11,950,698	\$12,558,466	\$12,558,466
Use of Money & Property	\$96,763	\$37,711	\$45,000	\$45,000	\$7,000	\$7,000
Miscellaneous Local Sources	\$634,237	\$271,196	\$0	\$0		\$0
Interfund Transfers In	\$387,805	\$356,491	\$0	\$0		\$0
Appropriated Fund Balance	\$0	\$0	\$1,150,000	\$1,150,000	\$0	\$0
Other Financing Sources	\$5,280,000	\$0	\$0	\$0		\$0
Total Revenue Source:	\$16,661,831	\$11,419,457	\$13,145,698	\$13,145,698	\$12,565,466	\$12,565,466

FUNDING SOURCES

All Revenue Summary

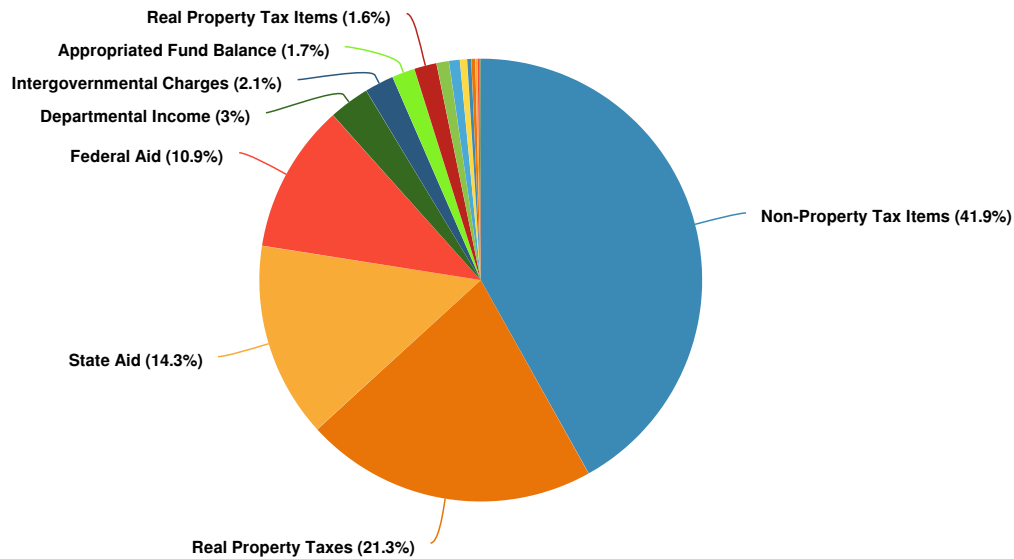
\$352,966,745 **\$1,339,461**
(0.38% vs. prior year)

All Revenue Summary Proposed and Historical Budget vs. Actual



Revenues by Source

Projected 2022 Revenues by Source



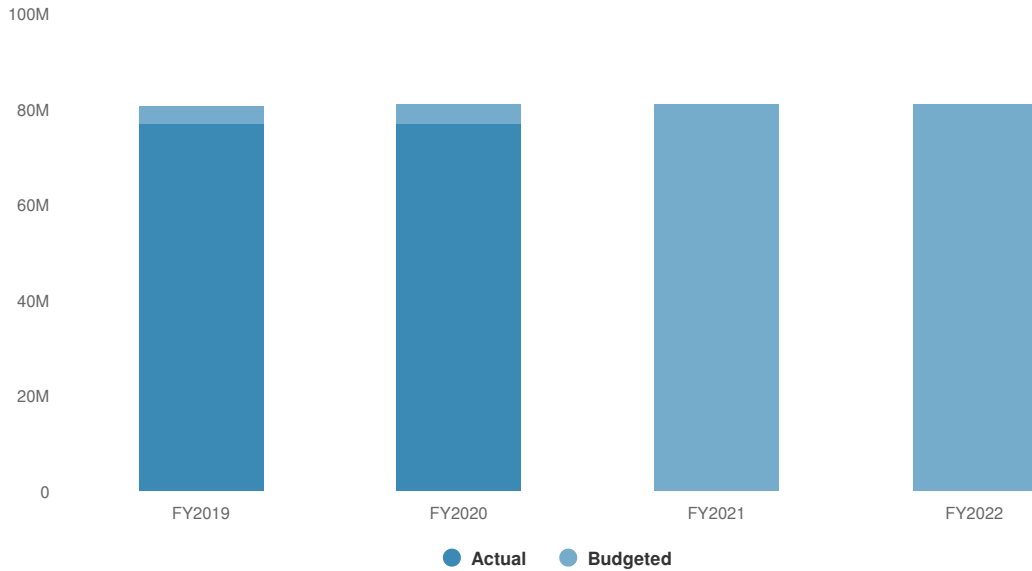
Name	FY2019 Actual	FY2020 Actual	FY2021 Adopted Budget	FY2021 Amended Budget	FY2022 Executive Budget	FY2022 Adopted Budget
Revenue Source						
Real Property Taxes	\$72,067,714	\$72,026,254	\$75,567,758	\$75,567,758	\$75,317,758	\$75,317,758
Real Property Tax Items	\$5,078,862	\$4,957,180	\$5,681,911	\$5,681,911	\$5,794,000	\$5,794,000
Non-Property Tax Items	\$131,215,584	\$130,937,067	\$124,564,288	\$129,564,288	\$147,880,000	\$147,880,000
Departmental Income	\$9,240,832	\$10,030,575	\$10,992,154	\$11,245,874	\$10,521,033	\$10,527,690
Intergovernmental Charges	\$9,868,531	\$10,206,182	\$7,762,387	\$7,762,387	\$7,511,884	\$7,511,884
Use of Money & Property	\$2,068,978	\$1,425,684	\$1,558,637	\$1,558,637	\$979,830	\$979,830
Licenses and Permits	\$470,166	\$504,052	\$498,170	\$498,170	\$475,160	\$475,160
Fines & Forfeitures	\$403,147	\$337,007	\$376,000	\$376,000	\$326,000	\$326,000
Sale of Property & Compensation for Loss	\$2,112,318	\$2,964,526	\$1,566,950	\$1,593,123	\$3,156,950	\$3,156,950
Miscellaneous Local Sources	\$2,599,765	\$1,433,195	\$1,046,900	\$1,051,900	\$1,115,100	\$1,115,100
Interfund Revenues	\$6,163	\$71,987	\$2,828,546	\$2,828,546	\$2,836,371	\$2,836,371
State Aid	\$50,304,599	\$49,330,815	\$52,910,151	\$57,726,788	\$50,265,876	\$50,307,888
Federal Aid	\$30,121,920	\$34,013,942	\$33,837,478	\$41,002,568	\$37,777,964	\$38,407,333
Interfund Transfers In	\$401,106	\$356,491	\$0	\$0		\$0
Intra-fund Revenues	\$1,818,912	\$1,541,270	\$1,955,367	\$1,955,367	\$1,830,441	\$1,830,441
Appropriated Fund Balance	\$0	\$0	\$11,755,782	\$11,755,782	\$4,714,738	\$5,926,256
Appropriated Reserves	\$0	\$0	\$1,458,185	\$1,458,185	\$574,084	\$574,084
Other Financing Sources	\$5,280,000	\$0	\$0	\$0		\$0
Total Revenue Source:	\$323,058,597	\$320,136,227	\$334,360,664	\$351,627,284	\$351,077,189	\$352,966,745



Real Property Tax Items Summary

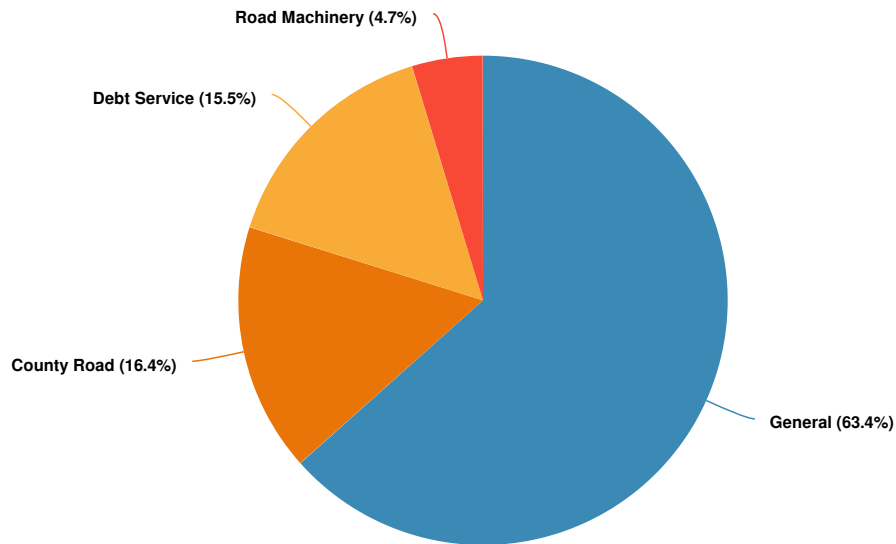
\$81,111,758 **-\$137,911**
(-0.17% vs. prior year)

Real Property Taxes Proposed and Historical Budget vs. Actual



Revenue by Fund

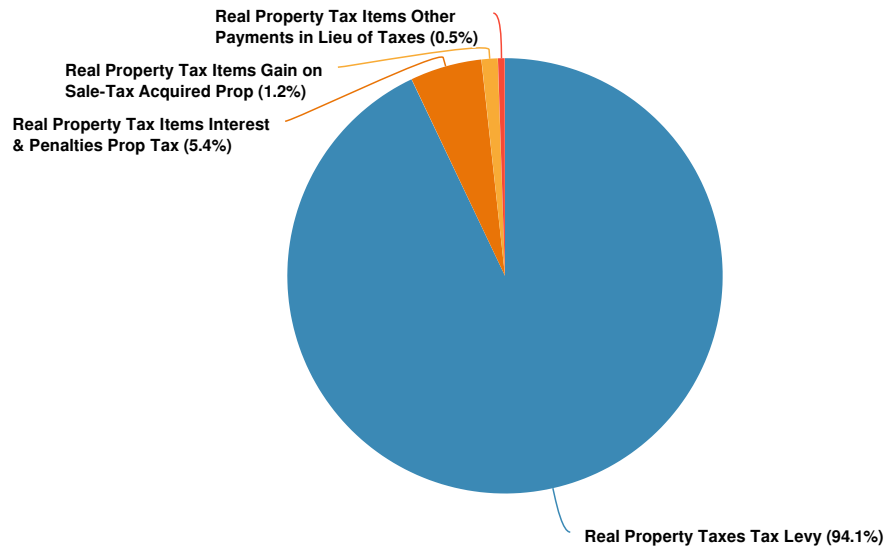
2022 Revenue by Fund



Name	FY2019 Actual	FY2020 Actual	FY2021 Adopted Budget	FY2021 Amended Budget	FY2022 Executive Budget	FY2022 Adopted Budget
General	\$52,580,853	\$52,080,814	\$60,169,472	\$60,169,472	\$51,439,824	\$51,439,824
Total General:	\$52,580,853	\$52,080,814	\$60,169,472	\$60,169,472	\$51,439,824	\$51,439,824
County Road	\$11,121,314	\$11,052,325	\$8,491,099	\$8,491,099	\$13,319,474	\$13,319,474
Total County Road:	\$11,121,314	\$11,052,325	\$8,491,099	\$8,491,099	\$13,319,474	\$13,319,474
Road Machinery	\$3,181,384	\$3,096,236	\$638,400	\$638,400	\$3,793,994	\$3,793,994
Total Road Machinery:	\$3,181,384	\$3,096,236	\$638,400	\$638,400	\$3,793,994	\$3,793,994
Debt Service	\$10,263,025	\$10,754,060	\$11,950,698	\$11,950,698	\$12,558,466	\$12,558,466
Total Debt Service:	\$10,263,025	\$10,754,060	\$11,950,698	\$11,950,698	\$12,558,466	\$12,558,466
Total:	\$77,146,576	\$76,983,435	\$81,249,669	\$81,249,669	\$81,111,758	\$81,111,758

Revenues by Source

Projected 2022 Revenues by Source

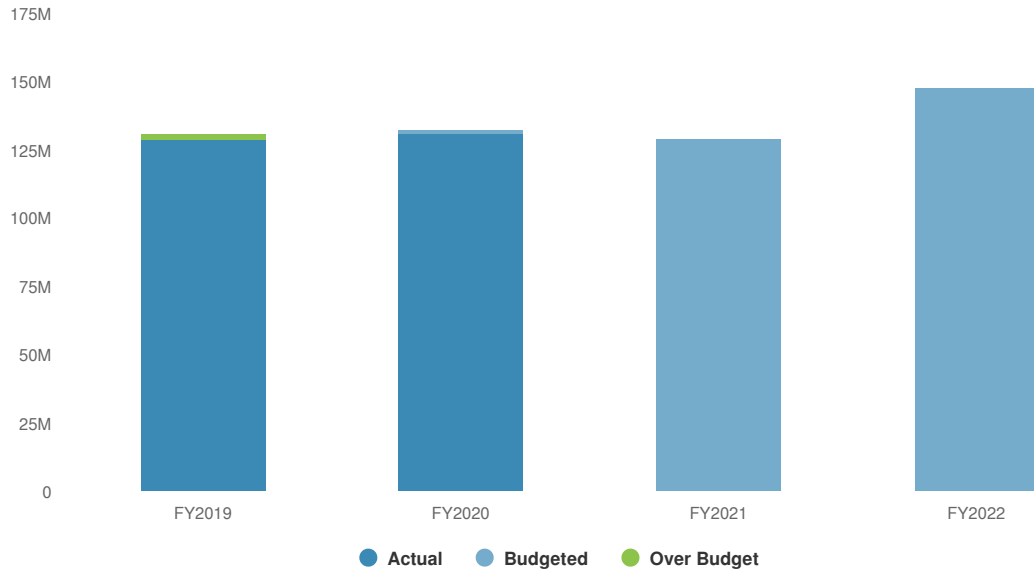


Name	FY2019 Actual	FY2020 Actual	FY2021 Adopted Budget	FY2021 Amended Budget	FY2022 Executive Budget	FY2022 Adopted Budget
Revenue Source						
Real Property Taxes						
Real Property Taxes Tax Levy	\$72,067,714	\$72,026,254	\$76,317,758	\$76,317,758	\$76,317,758	\$76,317,758
Real Property Taxes Deferred Property Tax Revenue	\$0	\$0	-\$750,000	-\$750,000	-\$1,000,000	-\$1,000,000
Total Real Property Taxes:	\$72,067,714	\$72,026,254	\$75,567,758	\$75,567,758	\$75,317,758	\$75,317,758
Real Property Tax Items						
Real Property Tax Items Gain on Sale- Tax Acquired Prop	\$985,711	\$157,945	\$1,030,911	\$1,030,911	\$1,000,000	\$1,000,000
Real Property Tax Items Other Payments in Lieu of Taxes	\$310,058	\$376,419	\$376,000	\$376,000	\$419,000	\$419,000
Real Property Tax Items Interest & Penalties Prop Tax	\$3,783,093	\$4,422,817	\$4,275,000	\$4,275,000	\$4,375,000	\$4,375,000
Total Real Property Tax Items:	\$5,078,862	\$4,957,180	\$5,681,911	\$5,681,911	\$5,794,000	\$5,794,000
Total Revenue Source:	\$77,146,576	\$76,983,435	\$81,249,669	\$81,249,669	\$81,111,758	\$81,111,758

Non-Property Tax Items Summary

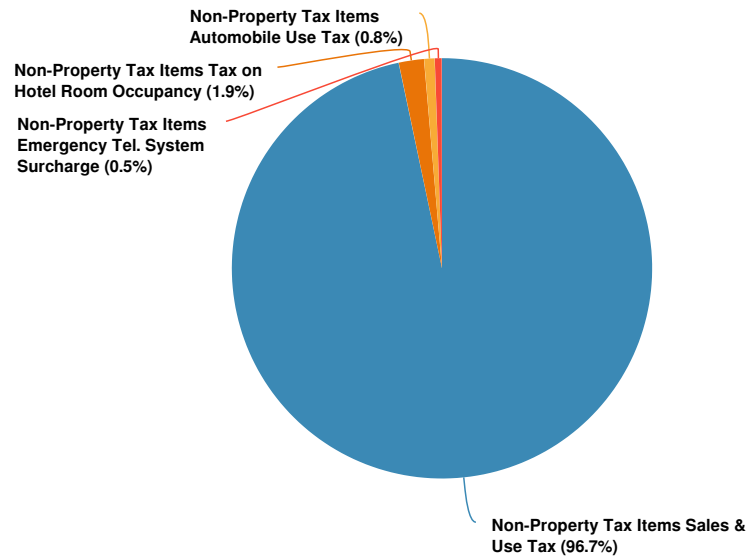
\$147,880,000 **\$18,315,712**
(14.14% vs. prior year)

Non-Property Tax Items Proposed and Historical Budget vs. Actual



Revenues by Source

Projected 2022 Revenues by Source

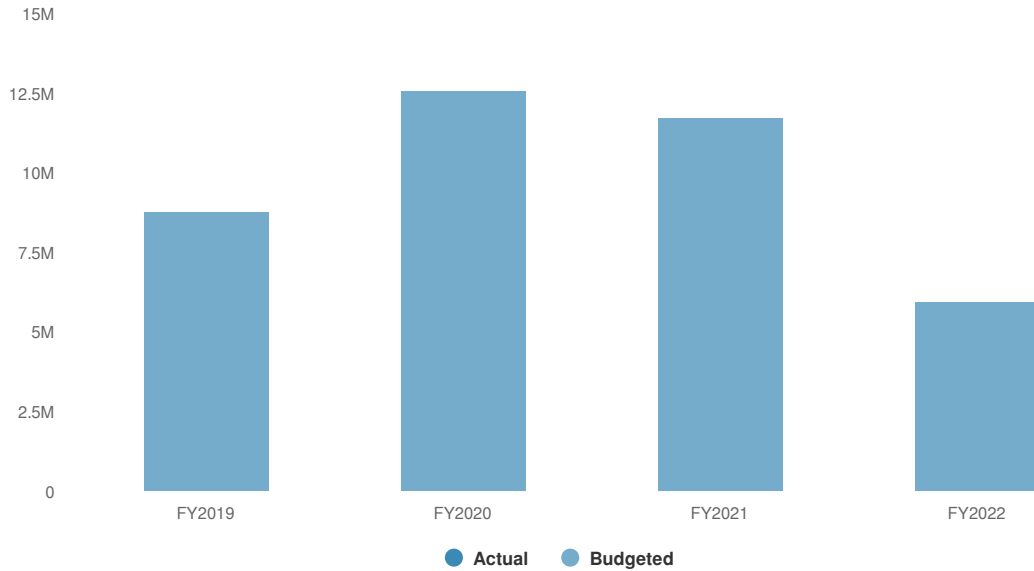


Name	FY2019 Actual	FY2020 Actual	FY2021 Adopted Budget	FY2021 Amended Budget	FY2022 Executive Budget	FY2022 Adopted Budget
Revenue Source						
Non-Property Tax Items						
Non-Property Tax Items Sales & Use Tax	\$127,215,937	\$127,306,183	\$120,559,288	\$125,559,288	\$143,000,000	\$143,000,000
Non-Property Tax Items Tax on Hotel Room Occupancy	\$2,032,778	\$1,691,458	\$2,000,000	\$2,000,000	\$2,875,000	\$2,875,000
Non-Property Tax Items Automobile Use Tax	\$1,196,815	\$1,163,108	\$1,200,000	\$1,200,000	\$1,200,000	\$1,200,000
Non-Property Tax Items Emergency Tel. System Surcharge	\$770,054	\$776,317	\$805,000	\$805,000	\$805,000	\$805,000
Total Non-Property Tax Items:	\$131,215,584	\$130,937,067	\$124,564,288	\$129,564,288	\$147,880,000	\$147,880,000
Total Revenue Source:	\$131,215,584	\$130,937,067	\$124,564,288	\$129,564,288	\$147,880,000	\$147,880,000

Appropriated Fund Balance Summary

\$5,926,256 **-\$5,829,526**
(-49.59% vs. prior year)

Appropriated Fund Balance Proposed and Historical Budget vs. Actual



Revenues by Source

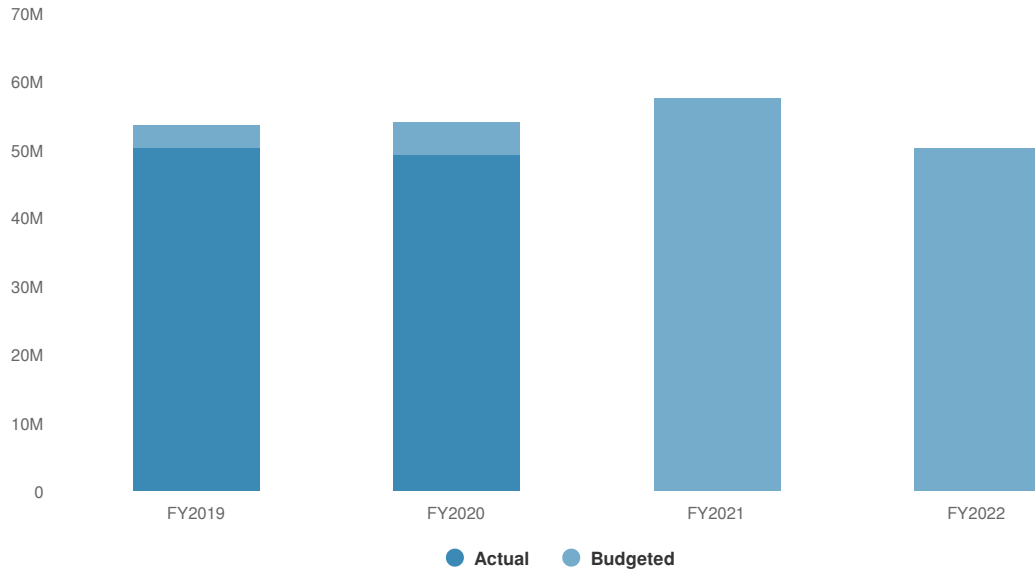
Name	Account ID	FY2019 Adopted Budget	FY2021 Adopted Budget	FY2021 Amended Budget	FY2022 Executive Budget	FY2022 Adopted Budget
Revenue Source						
Appropriated Fund Balance						
Appropriated Fund Balance Current Year						
Appropriated Fund Balance Current Year	AA.9900.9900- 3700.9990	\$7,082,711	\$5,605,782	\$5,605,782	\$4,714,738	\$5,926,256
Appropriated Fund Balance Current Year	DD.9900.9900- 3700.9990	\$350,000	\$2,250,000	\$2,250,000	\$0	\$0
Appropriated Fund Balance Current Year	EE.9900.9900- 3700.9990	\$500,000	\$2,750,000	\$2,750,000	\$0	\$0
Appropriated Fund Balance Current Year	VV.9900.9900- 3700.9990	\$850,000	\$1,150,000	\$1,150,000	\$0	\$0
Total Appropriated Fund Balance Current Year:		\$8,782,711	\$11,755,782	\$11,755,782	\$4,714,738	\$5,926,256
Total Appropriated Fund Balance:		\$8,782,711	\$11,755,782	\$11,755,782	\$4,714,738	\$5,926,256
Total Revenue Source:		\$8,782,711	\$11,755,782	\$11,755,782	\$4,714,738	\$5,926,256



State Aid Summary

\$50,307,888 **-\$7,418,900**
(-12.85% vs. prior year)

State Aid Proposed and Historical Budget vs. Actual



Revenues by Source

Name	FY2019 Actual	FY2020 Actual	FY2021 Adopted Budget	FY2021 Amended Budget	FY2022 Executive Budget	FY2022 Adopted Budget
Revenue Source						
State Aid						
State Aid Casino & Various Gaming Revenue	\$771,531	\$660,075	\$500,000	\$500,000	\$750,000	\$750,000
State Aid Court Facilities	\$374,634	\$404,823	\$347,475	\$347,475	\$347,475	\$347,475
State Aid Indigent Legal Services	\$17,177	\$1,726,315	\$2,251,551	\$2,251,551	\$1,897,286	\$1,897,286
State Aid District Attorney Salaries	\$79,181	\$63,345	\$79,181	\$79,181	\$79,181	\$79,181
State Aid Real Property Tax Administration	\$2,410	\$0	\$0			
State Aid Records Management	\$11,930	\$0	\$0			
State Aid General Government- Other	\$374,682	\$329,679	\$401,203	\$622,766	\$353,913	\$353,913
State Aid Probation Services	\$851,019	\$723,779	\$812,178	\$852,994	\$834,803	\$834,803
State Aid Unified Court Bdgt Security Serv	\$3,585	\$0	\$0			
State Aid Other Public Safety	\$538,309	\$1,384,409	\$1,121,152	\$1,301,643	\$1,080,504	\$1,080,504
State Aid Public Health	\$1,217,844	\$986,095	\$1,428,513	\$1,428,513	\$1,336,159	\$1,336,159
State Aid Compassionate Care Act	\$37,878	\$10,503	\$0	\$0		\$0
State Aid Early Intervention	\$8,818,460	\$7,734,850	\$10,600,925	\$10,600,925	\$7,755,687	\$7,755,687
State Aid Special Health Programs	\$601,426	\$327,385	\$728,816	\$728,816	\$701,017	\$701,017
State Aid Narcotic Addiction Control	\$517,008	\$851,449	\$1,045,350	\$1,052,007	\$955,640	\$955,640
State Aid Other Health	\$979,259	\$958,411	\$1,088,063	\$1,088,063	\$166,713	\$166,713
State Aid Mental Health	\$5,378,948	\$5,902,404	\$6,541,786	\$6,913,032	\$6,885,662	\$6,885,662
State Aid Consolidated Highway Aid	\$4,271,707	\$3,501,635	\$3,686,418	\$6,200,868	\$3,686,418	\$3,686,418
State Aid Other Transportation	\$2,795,959	\$1,571,007	\$1,510,000	\$1,510,000	\$1,644,254	\$1,644,254
State Aid Medical Assistance	-\$215,148	-\$53,051	-\$232,500	-\$232,500	-\$250,000	-\$250,000
State Aid Family Assistance	\$402,712	\$262,913	\$276,378	\$276,378	\$399,509	\$399,509
State Aid Social Services Administration	\$11,514,971	\$11,676,174	\$10,104,360	\$11,384,393	\$11,115,549	\$11,115,549
State Aid Child Care	\$3,866,761	\$4,041,770	\$2,919,838	\$2,919,838	\$3,022,975	\$3,022,975
State Aid Juvenile Delinquent	\$267,251	\$366,810	\$283,484	\$359,337	\$292,795	\$292,795
State Aid Safety Net	\$1,715,400	\$1,484,151	\$1,779,911	\$1,779,911	\$1,731,474	\$1,773,079
State Aid Emergency Aid for Adults	\$55,247	\$22,325	\$70,000	\$70,000	\$50,000	\$50,407
State Aid Day Care	\$2,519,130	\$1,869,832	\$2,721,482	\$2,721,482	\$2,558,263	\$2,558,263
State Aid Services for Recipients	\$275,192	\$209,098	\$376,219	\$395,199	\$333,848	\$333,848
State Aid Veterans Service Agencies	\$74,864	\$96,566	\$50,000	\$50,000	\$67,000	\$67,000
State Aid Tourism Promotion	\$76,620	\$141,442	\$76,620	\$76,620	\$76,620	\$76,620
State Aid Programs for Aging	\$1,350,806	\$1,463,202	\$1,653,839	\$1,653,839	\$1,670,457	\$1,670,457

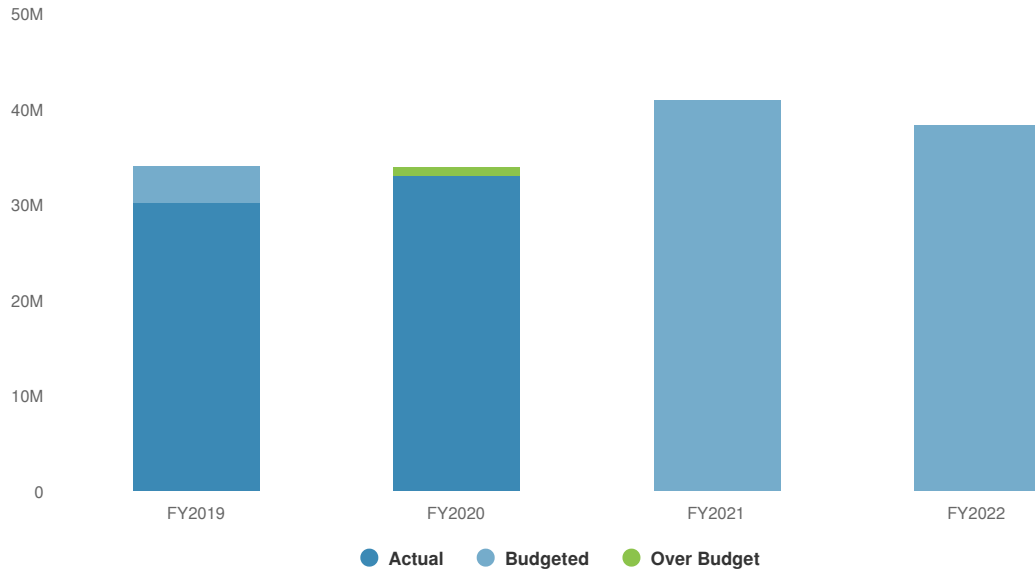


Name	FY2019 Actual	FY2020 Actual	FY2021 Adopted Budget	FY2021 Amended Budget	FY2022 Executive Budget	FY2022 Adopted Budget
State Aid Other - Economic Asst & Opp	\$7,610	\$3,214	\$10,242	\$10,242	\$10,242	\$10,242
State Aid Youth Programs	\$231,472	\$29,286	\$262,892	\$287,892	\$259,157	\$259,157
State Aid Planning Studies	\$0	\$0	\$0	\$0	\$45,000	\$45,000
State Aid Conservation Programs	\$183,099	\$105,805	\$82,125	\$82,125	\$50,125	\$50,125
State Aid Other-Home & Community Svcs	\$335,664	\$475,112	\$332,650	\$414,198	\$358,150	\$358,150
Total State Aid:	\$50,304,599	\$49,330,815	\$52,910,151	\$57,726,788	\$50,265,876	\$50,307,888
Total Revenue Source:	\$50,304,599	\$49,330,815	\$52,910,151	\$57,726,788	\$50,265,876	\$50,307,888

Federal Aid Summary

\$38,407,333 **-\$2,595,235**
(-6.33% vs. prior year)

Federal Aid Proposed and Historical Budget vs. Actual



Revenues by Source

Name	FY2019 Actual	FY2020 Actual	FY2021 Adopted Budget	FY2021 Amended Budget	FY2022 Executive Budget	FY2022 Adopted Budget
Revenue Source						
Federal Aid						
Federal Aid Other-General Government	\$0	\$5,958	\$0	\$125,299	\$281,722	\$676,069
Federal Aid Probation Services	\$770,967	\$1,046,103	\$1,022,801	\$1,022,801	\$1,040,976	\$1,040,976
Federal Aid Other Public Safety	\$349,655	\$962,833	\$1,223,170	\$1,886,394	\$1,803,542	\$1,932,291
Federal Aid WIC Program	\$717,870	\$731,746	\$802,447	\$802,447	\$802,447	\$802,447
Federal Aid Narcotic Addiction Control Prog.	\$415,120	\$0	\$12,000	\$12,000	\$12,000	\$12,000
Federal Aid Other-Health	\$306,411	\$486,100	\$920,509	\$5,048,816	\$2,056,852	\$2,056,852
Federal Aid Mental Health	\$306,865	\$411,033	\$206,351	\$206,351	\$198,970	\$198,970
Federal Aid Other-Transportaion	\$1,712,925	\$5,048,714	\$3,595,000	\$3,595,000	\$3,745,000	\$3,745,000
Federal Aid Medicaid Assistance	-\$215,708	-\$53,489	\$199,010	\$199,010	-\$250,000	-\$250,000
Federal Aid Family Assistance	\$4,617,403	\$4,320,715	\$4,799,872	\$4,799,872	\$4,928,820	\$5,035,093
Federal Aid Social Services Administration	\$8,680,848	\$8,991,799	\$8,536,138	\$8,898,652	\$9,218,867	\$9,218,867
Federal Aid Flex Fund for Family Services	\$6,853,777	\$6,853,777	\$6,853,777	\$6,853,777	\$6,853,777	\$6,853,777
Federal Aid Child Care	\$3,449,536	\$2,398,947	\$2,820,324	\$2,820,324	\$2,855,310	\$2,855,310
Federal Aid Juvenile Delinquent	\$1,008	\$36,604	\$3,855	\$3,855	\$5,101	\$5,101
Federal Aid Safety Net	\$17,951	\$11,628	\$35,701	\$35,701	\$30,441	\$30,441
Federal Aid Home Energy Assistance	-\$134,370	-\$109,801	-\$119,608	-\$119,608	-\$114,061	-\$114,061
Federal Aid Services for Recipients	\$205,524	\$74,891	\$61,348	\$61,348	\$75,667	\$75,667
Federal Aid Programs for the Aging	\$757,543	\$1,098,024	\$1,118,393	\$1,260,581	\$1,344,988	\$1,344,988
Federal Aid Job Training Partnership	\$1,019,806	\$1,070,128	\$1,446,390	\$1,446,390	\$1,687,545	\$1,687,545
Federal Aid Workforce Investment Act	\$51,121	\$0	\$0			
Federal Aid Planning Studies	\$6,000	\$0	\$0			
Federal Aid Other-Home & Comm Services	\$231,669	\$628,234	\$300,000	\$2,043,558	\$1,200,000	\$1,200,000
Total Federal Aid:	\$30,121,920	\$34,013,942	\$33,837,478	\$41,002,568	\$37,777,964	\$38,407,333
Total Revenue Source:	\$30,121,920	\$34,013,942	\$33,837,478	\$41,002,568	\$37,777,964	\$38,407,333



DEPARTMENTS

All Departments Summary

This section is a summary of all departmental expenses and revenues.

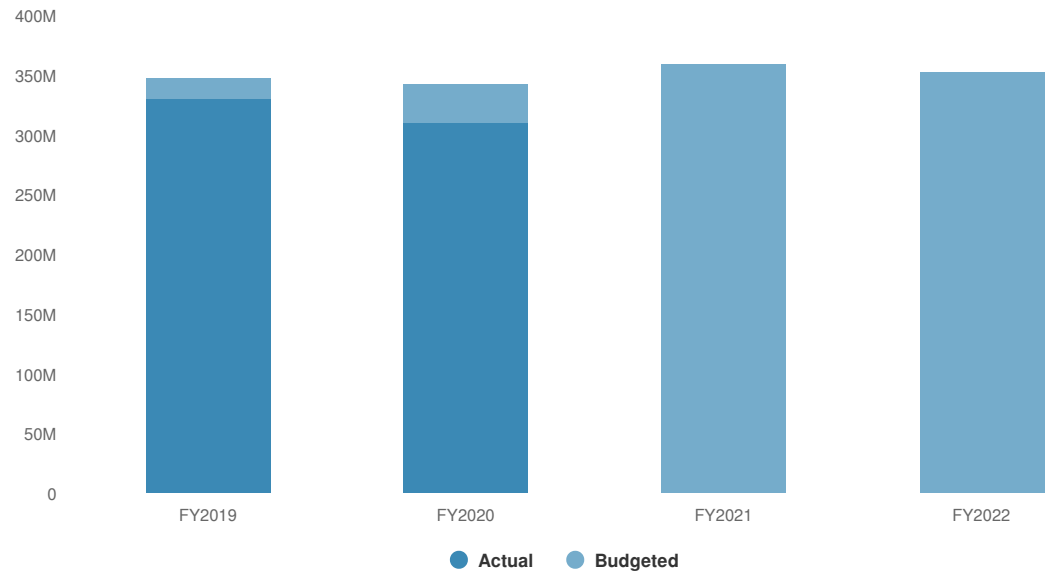
Expenditures Summary

\$352,966,745

-\$6,309,296

(-1.76% vs. prior year)

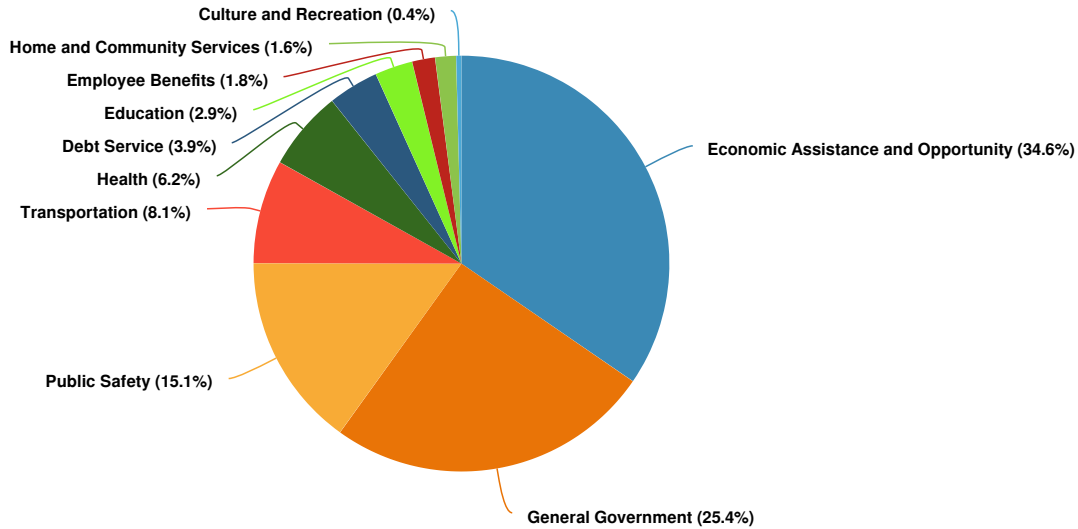
All Departments Summary Proposed and Historical Budget vs. Actual



This summary compares the 2022 Adopted Budget to the 2021 Amended Budget.

Expenditures by Department and Subject Area

Budgeted Expenditures by Subject Area



Name	FY2020 Actual	FY2021 Adopted Budget	FY2021 Amended Budget	FY2022 Executive Budget	FY2022 Adopted Budget
Expenditures					
General Government					
Legislative Board	\$812,828	\$872,128	\$872,128	\$885,359	\$885,359
Clerk of Legislative Board	\$1,069,283	\$1,302,230	\$1,322,293	\$1,348,992	\$1,348,997
Unified Court Budget Costs	\$18,693	\$28,500	\$28,500	\$30,000	\$30,000
District Attorney	\$4,631,352	\$4,967,575	\$5,461,521	\$5,581,304	\$5,723,410
Public Defender	\$3,168,601	\$4,107,642	\$4,145,283	\$4,242,720	\$4,242,720
Assigned Counsel Administration			\$209,554	\$211,461	\$211,461
Medical Examiner	\$896,094	\$856,692	\$856,692	\$866,016	\$866,016
Municipal Executive	\$1,151,738	\$1,296,757	\$1,296,757	\$1,315,370	\$1,313,094
Commissioner of Finance	\$3,478,775	\$3,713,623	\$3,694,582	\$4,102,554	\$4,100,326
Comptroller	\$772,357	\$862,335	\$884,665	\$1,035,970	\$1,035,970
Budget	\$241,518	\$573,170	\$573,670	\$802,109	\$646,130
Purchasing	\$1,153,460	\$1,216,702	\$1,255,251	\$1,307,207	\$1,307,207
Assessment	\$478,350	\$505,687	\$523,724	\$535,447	\$535,447
Clerk	\$4,205,006	\$4,284,833	\$4,409,851	\$4,566,951	\$4,516,315
Law	\$1,424,153	\$1,560,570	\$1,573,569	\$1,858,408	\$1,858,408
Personnel	\$1,344,212	\$1,447,138	\$1,532,388	\$1,522,032	\$1,522,032
Elections	\$2,254,104	\$2,268,937	\$2,527,253	\$2,478,326	\$2,478,326
Public Works Administration	\$1,031,780	\$1,109,123	\$1,135,798	\$1,178,343	\$1,178,343
Buildings	\$8,170,713	\$8,926,341	\$9,436,261	\$9,502,028	\$9,547,028
Central Garage	\$693,144	\$857,847	\$884,932	\$902,952	\$902,952
Central Data Processing	\$6,464,092	\$6,564,123	\$6,764,211	\$7,668,531	\$7,668,531



Name	FY2020 Actual	FY2021 Adopted Budget	FY2021 Amended Budget	FY2022 Executive Budget	FY2022 Adopted Budget
Self Insurance, Administration	\$2,233,159	\$2,696,558	\$2,699,249	\$2,668,967	\$2,668,967
Benefits and Awards	\$6,432,477	\$6,788,000	\$6,788,000	\$8,368,000	\$8,368,000
Unallocated Insurance	\$5,144,675	\$4,951,920	\$4,954,549	\$5,166,185	\$5,166,185
Municipal Association Dues	\$22,556	\$40,438	\$40,438	\$40,453	\$40,453
Distribution of Sales Tax	\$18,455,998	\$17,481,097	\$22,481,097	\$20,735,000	\$20,735,000
Contingent Account	\$0	\$273,874	\$273,874	\$300,000	\$592,191
Total General Government:	\$75,749,117	\$79,553,840	\$86,626,089	\$89,220,685	\$89,488,868
Education					
Community College Tuition	\$3,724,727	\$3,825,000	\$3,825,000	\$3,950,000	\$3,950,000
Contribution to Community College	\$6,400,863	\$6,400,863	\$6,400,863	\$6,400,863	\$6,400,863
Other Educational Activities	\$10,960	\$10,000	\$10,000	\$10,000	\$10,000
Total Education:	\$10,136,550	\$10,235,863	\$10,235,863	\$10,360,863	\$10,360,863
Public Safety					
Public Safety Communication(911)	\$4,623,354	\$4,387,737	\$5,950,840	\$5,416,753	\$5,416,753
Sheriff	\$11,894,858	\$12,547,728	\$12,887,620	\$14,043,141	\$13,973,373
Probation	\$7,093,177	\$7,221,926	\$7,505,518	\$7,973,352	\$7,973,352
Jail	\$21,806,517	\$22,307,884	\$22,454,814	\$22,812,579	\$24,159,098
Rehabilitation Services	\$167,372	\$189,404	\$195,031	\$206,646	\$206,646
Fire Protection	\$143,206	\$153,175	\$188,578	\$191,285	\$191,285
Arson Task Force	\$42,370	\$248,536	\$71,515	\$69,136	\$69,136
Safety Inspection	\$411,779	\$440,160	\$452,951	\$461,800	\$461,800
Other Public Safety	\$710,578	\$658,675	\$686,957	\$848,553	\$857,407
Total Public Safety:	\$46,893,211	\$48,155,225	\$50,393,825	\$52,023,245	\$53,308,850
Health					
Public Health	\$5,344,608	\$6,330,682	\$11,046,123	\$6,976,264	\$6,976,264
WIC Program	\$739,535	\$802,821	\$828,213	\$863,865	\$863,865
Narcotics Addiction Ctrl Service	\$956,203	\$1,046,156	\$1,259,337	\$1,005,857	\$1,005,857
Mental Health Administration	\$1,246,725	\$1,383,261	\$1,418,217	\$1,762,227	\$1,762,227
Mental Health Programs	\$1,144,314	\$992,014	\$1,043,183	\$1,669,496	\$1,571,541
Contracted Mental Health Service	\$7,995,324	\$9,439,071	\$10,760,240	\$8,914,140	\$8,914,140
Psychiatric Exp Criminal Actions	\$805,325	\$850,000	\$766,097	\$850,000	\$850,000
Total Health:	\$18,232,032	\$20,844,005	\$27,121,410	\$22,041,849	\$21,943,894
Transportation					
Highway Administration	\$3,075,232	\$3,144,471	\$3,144,821	\$3,540,200	\$3,540,200
Engineering	\$415,162	\$475,091	\$561,914	\$554,643	\$554,643
Maintenance of Roads & Bridges	\$3,855,630	\$4,115,671	\$5,407,925	\$5,591,464	\$5,591,464
Permanent Improvements	\$3,501,635	\$3,686,418	\$6,200,868	\$3,686,418	\$3,686,418
Machinery	\$3,128,693	\$3,146,900	\$3,393,637	\$3,514,994	\$3,514,994
Snow Removal	\$2,523,891	\$3,179,366	\$3,071,865	\$3,844,167	\$3,844,167



Name	FY2020 Actual	FY2021 Adopted Budget	FY2021 Amended Budget	FY2022 Executive Budget	FY2022 Adopted Budget
Stock Pile	\$51,955	\$297,500	\$315,410	\$312,500	\$312,500
Bus Operations	\$5,671,383	\$6,721,816	\$6,925,633	\$7,333,780	\$7,333,780
Off Street Parking	\$47,947	\$66,405	\$71,920	\$66,940	\$66,940
Total Transportation:	\$22,271,527	\$24,833,638	\$29,093,993	\$28,445,106	\$28,445,106
Economic Assistance and Opportunity					
Social Services Administration	\$30,735,166	\$29,133,452	\$32,801,438	\$31,912,281	\$32,062,281
Day Care	\$2,066,978	\$2,900,000	\$2,900,000	\$2,600,000	\$2,600,000
Services for Recipients	\$667,715	\$950,000	\$968,980	\$800,000	\$800,000
Medical Assistance	\$24,609	\$25,000	\$150,000	\$100,000	\$100,000
Medical Assistance - MMIS	\$31,751,728	\$33,124,580	\$31,333,399	\$32,869,274	\$32,869,274
Family Assistance	\$7,588,299	\$9,800,000	\$9,800,000	\$9,750,000	\$9,856,273
Child Care	\$24,650,246	\$33,355,000	\$33,355,000	\$27,027,368	\$27,027,368
Juvenile Delinquent	\$435,500	\$700,000	\$775,853	\$500,000	\$500,000
State Training School	\$159,275	\$575,000	\$1,015,056	\$1,100,000	\$1,100,000
Safety Net	\$5,867,269	\$7,100,000	\$7,100,000	\$6,900,000	\$7,066,421
Home Energy Assistance	\$152,348	\$150,000	\$150,000	\$150,000	\$150,000
Emergency Aid for Adults	\$45,498	\$140,000	\$140,000	\$100,000	\$100,814
Job Training, Administration	\$924,287	\$902,490	\$953,659	\$919,895	\$919,895
Job Training, Participant Suppt	\$1,600	\$5,000	\$5,000	\$5,000	\$5,000
Job Training and Services	\$404,160	\$873,550	\$936,550	\$1,121,550	\$1,121,550
Tourism	\$897,506	\$982,263	\$1,040,516	\$1,094,616	\$1,094,616
Veterans Services	\$832,741	\$897,845	\$916,429	\$968,112	\$968,112
Sealer Weights & Measures	\$198,425	\$205,702	\$205,702	\$207,533	\$207,533
Programs for the Aging	\$2,976,329	\$3,162,922	\$3,358,810	\$3,531,412	\$3,531,412
Other Economic Development	\$14,375	\$28,750	\$28,750	\$0	\$0
Total Economic Assistance and Opportunity:	\$110,394,055	\$125,011,554	\$127,935,142	\$121,657,041	\$122,080,549
Culture and Recreation					
Parks	\$213,414	\$501,624	\$483,124	\$636,391	\$636,391
Youth Programs	\$549,766	\$553,722	\$650,293	\$688,953	\$688,953
Library	\$76,050	\$84,500	\$84,500	\$0	\$88,100
Historian	\$800	\$1,750	\$1,750	\$1,750	\$1,750
Other Performing Arts	\$78,563	\$114,750	\$114,750	\$0	\$0
Total Culture and Recreation:	\$918,593	\$1,256,346	\$1,334,417	\$1,327,094	\$1,415,194
Home and Community Services					
Planning	\$1,505,774	\$1,252,934	\$1,571,097	\$1,712,743	\$1,712,743
Economic Development	\$446,960	\$768,768	\$864,326	\$880,228	\$880,228
Human Rights Commission	\$110,213	\$136,579	\$136,579	\$200,817	\$200,817
Environmental Control	\$890,541	\$677,183	\$767,549	\$918,677	\$928,892
Rehabilitation, Loans & Grants	\$628,234	\$300,000	\$1,948,000	\$1,200,000	\$1,200,000

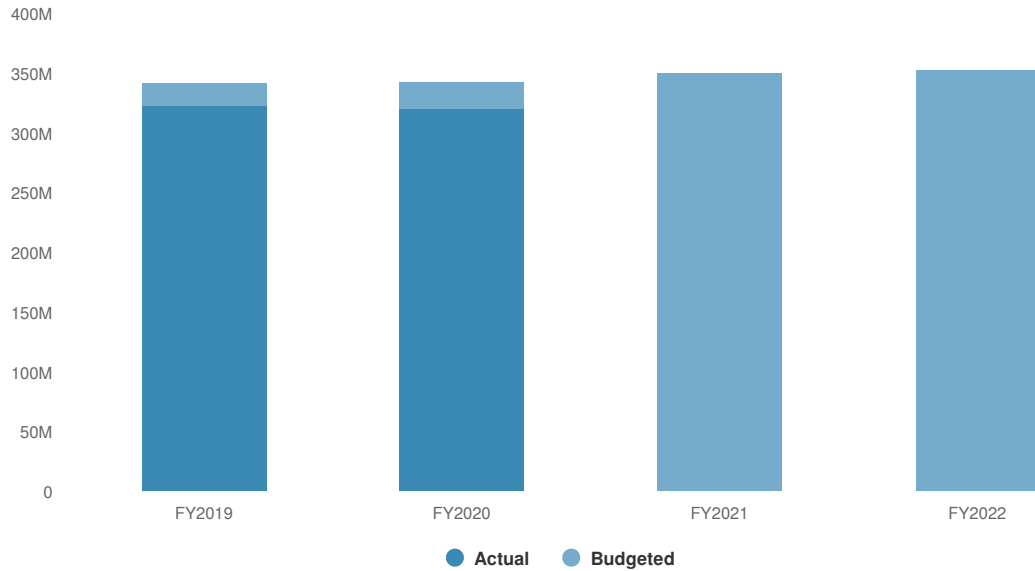


Name	FY2020 Actual	FY2021 Adopted Budget	FY2021 Amended Budget	FY2022 Executive Budget	FY2022 Adopted Budget
Conservation	\$409,980	\$453,500	\$453,500	\$0	\$441,500
Other Home & Comm Services	\$60,892	\$227,250	\$247,118	\$908,750	\$379,150
Total Home and Community Services:	\$4,052,593	\$3,816,214	\$5,988,169	\$5,821,215	\$5,743,330
Employee Benefits					
State Retirement, Emp Ben	\$602,674	\$674,512	\$674,512	\$548,715	\$548,715
Unemployment Expenses, Emp Ben	\$102,829	\$100,000	\$47,300	\$60,000	\$60,000
Disability Insurance, Emp Ben	\$47,977	\$80,738	\$80,738	\$64,590	\$64,590
Hospital & Medical, Emp Ben	\$2,688,973	\$3,093,556	\$2,662,910	\$3,303,162	\$3,303,162
Other Employee Benefits	\$2,643,033	\$2,559,475	\$2,935,975	\$2,338,158	\$2,338,158
Total Employee Benefits:	\$6,085,485	\$6,508,281	\$6,401,435	\$6,314,625	\$6,314,625
Debt Service					
Serial Bonds	\$14,216,759	\$13,145,698	\$13,145,698	\$12,565,466	\$12,565,466
Bond Anticipation Notes	\$1,174,759	\$1,000,000	\$1,000,000	\$1,300,000	\$1,300,000
Total Debt Service:	\$15,391,518	\$14,145,698	\$14,145,698	\$13,865,466	\$13,865,466
Total Expenditures:	\$310,124,681	\$334,360,664	\$359,276,041	\$351,077,189	\$352,966,745

Revenues Summary

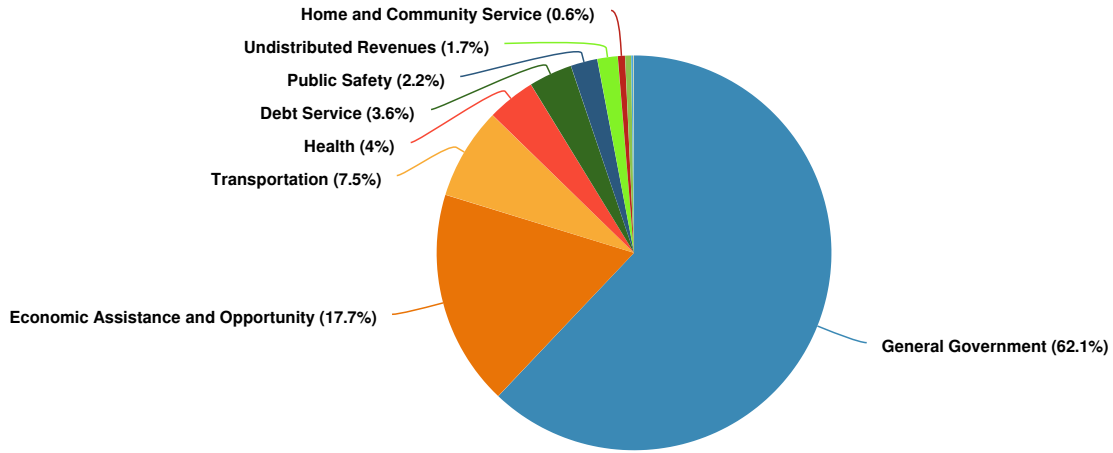
\$352,966,745 **\$1,435,019**
(0.41% vs. prior year)

All Departments Summary Proposed and Historical Budget vs. Actual



Revenue by Department and Subject Area

Projected 2022 Revenue by Department



Name	FY2020 Actual	FY2021 Adopted Budget	FY2021 Amended Budget	FY2022 Executive Budget	FY2022 Adopted Budget
Revenue					
General Government					
Legislative Board	\$47,123,633	\$54,487,561	\$54,487,561	\$45,645,824	\$45,645,824
District Attorney	\$795,991	\$674,181	\$854,672	\$520,861	\$649,610
Public Defender	\$1,740,204	\$2,035,026	\$2,035,026	\$1,760,822	\$1,760,822
Medical Examiner	\$6,758	\$550	\$550	\$550	\$550
Commissioner of Finance	\$8,513,152	\$9,607,658	\$9,538,403	\$10,545,222	\$10,533,777
Purchasing	\$125,904	\$210,000	\$210,000	\$200,000	\$200,000
Assessment	\$5,398	\$14,500	\$14,500	\$14,500	\$14,500
Clerk	\$2,853,893	\$2,709,327	\$2,709,327	\$2,690,800	\$2,690,800
Law	\$157,873	\$0	\$0		\$0
Personnel	\$14,927	\$14,000	\$14,000	\$14,000	\$14,000
Elections	\$443,241	\$305,000	\$526,563	\$258,629	\$258,629
Public Works Administration	\$1,164,508	\$1,215,000	\$1,215,000	\$1,215,000	\$1,215,000
Buildings	\$820,043	\$955,430	\$955,430	\$942,548	\$942,548
Central Garage	\$232,261	\$405,500	\$405,500	\$405,500	\$405,500
Central Data Processing	\$73,518	\$105,112	\$105,112	\$62,000	\$467,792
Self Insurance, Administration	\$63,548	\$15,500	\$15,500	\$10,500	\$10,500
Benefits and Awards	\$8,602,088	\$9,469,058	\$9,469,058	\$11,026,467	\$11,026,467
Unallocated Insurance	\$274,125	\$355,000	\$355,000	\$295,000	\$295,000
Judgments and Claims	\$829	\$0	\$0		\$0
Distribution of Sales Tax	\$127,306,183	\$120,559,288	\$125,559,288	\$143,000,000	\$143,000,000
Total General Government:	\$200,318,077	\$203,137,691	\$208,470,490	\$218,608,223	\$219,131,319



Name	FY2020 Actual	FY2021 Adopted Budget	FY2021 Amended Budget	FY2022 Executive Budget	FY2022 Adopted Budget
Education					
Community College Tuition	\$80,200	\$75,000	\$75,000	\$75,000	\$75,000
Other Educational Activities	\$1,073	\$10,000	\$10,000	\$10,000	\$10,000
Total Education:	\$81,273	\$85,000	\$85,000	\$85,000	\$85,000
Public Safety					
Public Safety Communication(911)	\$1,190,659	\$2,338,543	\$2,832,618	\$2,525,044	\$2,525,044
Sheriff	\$1,146,604	\$1,900,407	\$1,999,556	\$1,635,640	\$1,635,640
Probation	\$2,842,157	\$2,722,539	\$2,763,355	\$2,933,975	\$2,933,975
Jail	\$1,275,257	\$529,800	\$555,973	\$605,147	\$605,147
Rehabilitation Services	\$15,763	\$40,750	\$40,750	\$28,555	\$28,555
Arson Task Force	\$0	\$172,570	\$172,570	\$0	\$0
Other Public Safety	\$37,657	\$4,500	\$4,500	\$4,500	\$4,500
Total Public Safety:	\$6,508,097	\$7,709,109	\$8,369,322	\$7,732,861	\$7,732,861
Health					
Public Health	\$2,709,338	\$4,102,046	\$8,463,364	\$4,604,818	\$4,604,818
WIC Program	\$731,746	\$802,447	\$802,447	\$802,447	\$802,447
Narcotics Addiction Ctrl Service	\$748,499	\$936,516	\$943,173	\$896,217	\$896,217
Mental Health Administration	\$873,763	\$758,487	\$758,487	\$889,173	\$889,173
Mental Health Programs	\$26,713	\$9,000	\$9,000	\$375,451	\$375,451
Contracted Mental Health Service	\$6,487,968	\$7,198,547	\$7,569,793	\$6,433,595	\$6,433,595
Psychiatric Exp Criminal Actions	\$29,233	\$0	\$0		\$0
Total Health:	\$11,607,260	\$13,807,043	\$18,546,264	\$14,001,701	\$14,001,701
Transportation					
Highway Administration	\$1,783	\$0	\$0		\$0
Maintenance of Roads & Bridges	\$11,131,871	\$8,554,599	\$8,554,599	\$13,370,474	\$13,370,474
Permanent Improvements	\$3,501,635	\$3,686,418	\$6,200,868	\$3,686,418	\$3,686,418
Machinery	\$3,266,315	\$694,400	\$694,400	\$3,827,494	\$3,827,494
Snow Removal	\$246,723	\$110,000	\$110,000	\$160,000	\$160,000
Bus Operations	\$6,586,114	\$5,273,000	\$5,273,000	\$5,509,754	\$5,509,754
Off Street Parking	\$13,439	\$51,200	\$51,200	\$51,200	\$51,200
Total Transportation:	\$24,747,880	\$18,369,617	\$20,884,067	\$26,605,340	\$26,605,340
Economic Assistance and Opportunity					
Social Services Administration	\$24,645,396	\$22,552,453	\$24,230,658	\$24,745,753	\$24,745,753
Day Care	\$1,876,025	\$2,731,482	\$2,731,482	\$2,570,263	\$2,570,263
Services for Recipients	\$502,280	\$659,083	\$678,063	\$584,070	\$584,070
Medical Assistance	-\$106,540	-\$465,000	-\$465,000	-\$500,000	-\$500,000
Medical Assistance - MMIS	\$131,131	\$490,000	\$490,000	\$500,000	\$500,000
Family Assistance	\$8,794,316	\$8,825,541	\$8,825,541	\$8,795,647	\$8,901,920
Child Care	\$16,564,023	\$20,456,787	\$20,456,787	\$16,701,709	\$16,701,709



Name	FY2020 Actual	FY2021 Adopted Budget	FY2021 Amended Budget	FY2022 Executive Budget	FY2022 Adopted Budget
Juvenile Delinquent	\$419,532	\$306,486	\$382,339	\$316,437	\$316,437
Safety Net	\$2,212,414	\$2,545,458	\$2,545,458	\$2,505,620	\$2,553,882
Home Energy Assistance	\$130,796	\$126,392	\$126,392	\$128,474	\$128,474
Emergency Aid for Adults	\$22,524	\$70,630	\$70,630	\$50,310	\$50,717
Job Training, Administration	\$920,284	\$902,490	\$921,038	\$919,895	\$919,895
Job Training, Participant Suppt	\$1,300	\$5,000	\$5,000	\$5,000	\$5,000
Job Training and Services	\$501,107	\$873,550	\$936,550	\$1,121,550	\$1,121,550
Tourism	\$150,102	\$87,620	\$87,620	\$87,620	\$87,620
Veterans Services	\$378,620	\$415,282	\$415,282	\$510,605	\$510,605
Sealer Weights & Measures	\$91,844	\$100,242	\$100,242	\$101,242	\$101,242
Programs for the Aging	\$2,641,595	\$2,845,243	\$2,987,431	\$3,089,483	\$3,089,483
Total Economic Assistance and Opportunity:	\$59,876,750	\$63,528,739	\$65,525,513	\$62,233,678	\$62,388,620
Culture and Recreation					
Parks	\$136,426	\$199,100	\$199,100	\$200,100	\$200,100
Youth Programs	\$113,935	\$339,412	\$424,463	\$383,975	\$383,975
Total Culture and Recreation:	\$250,361	\$538,512	\$623,563	\$584,075	\$584,075
Home and Community Service					
Planning	\$675,469	\$495,000	\$495,000	\$620,000	\$620,000
Environmental Control	\$333,675	\$256,561	\$256,561	\$227,528	\$227,528
Rehabilitation, Loans & Grants	\$628,234	\$300,000	\$1,948,000	\$1,200,000	\$1,200,000
Total Home and Community Service:	\$1,637,378	\$1,051,561	\$2,699,561	\$2,047,528	\$2,047,528
Debt Service					
Serial Bonds	\$11,419,457	\$11,995,698	\$11,995,698	\$12,565,466	\$12,565,466
Bond Anticipation Notes	\$513,678	\$0	\$0		\$0
Total Debt Service:	\$11,933,135	\$11,995,698	\$11,995,698	\$12,565,466	\$12,565,466
Employee Benefits					
State Retirement, Emp Ben	\$602,674	\$674,512	\$674,512	\$548,715	\$548,715
Disability Insurance, Emp Ben	\$6,886	\$7,400	\$7,400	\$7,400	\$7,400
Hospital & Medical, Emp Ben	\$2,566,457	\$1,200,000	\$1,200,000	\$1,200,000	\$1,200,000
Total Employee Benefits:	\$3,176,017	\$1,881,912	\$1,881,912	\$1,756,115	\$1,756,115
Undistributed Revenues					
Undistributed	\$0	\$12,255,782	\$12,255,782	\$4,714,738	\$5,926,256
Total Undistributed Revenues:	\$0	\$12,255,782	\$12,255,782	\$4,714,738	\$5,926,256
Assigned Counsel Administration					
Assigned Counsel Admin			\$194,554	\$142,464	\$142,464
Total Assigned Counsel Administration:			\$194,554	\$142,464	\$142,464



Name	FY2020 Actual	FY2021 Adopted Budget	FY2021 Amended Budget	FY2022 Executive Budget	FY2022 Adopted Budget
Total Revenue:	\$320,136,227	\$334,360,664	\$351,531,726	\$351,077,189	\$352,966,745



Office for the Aging (6772)

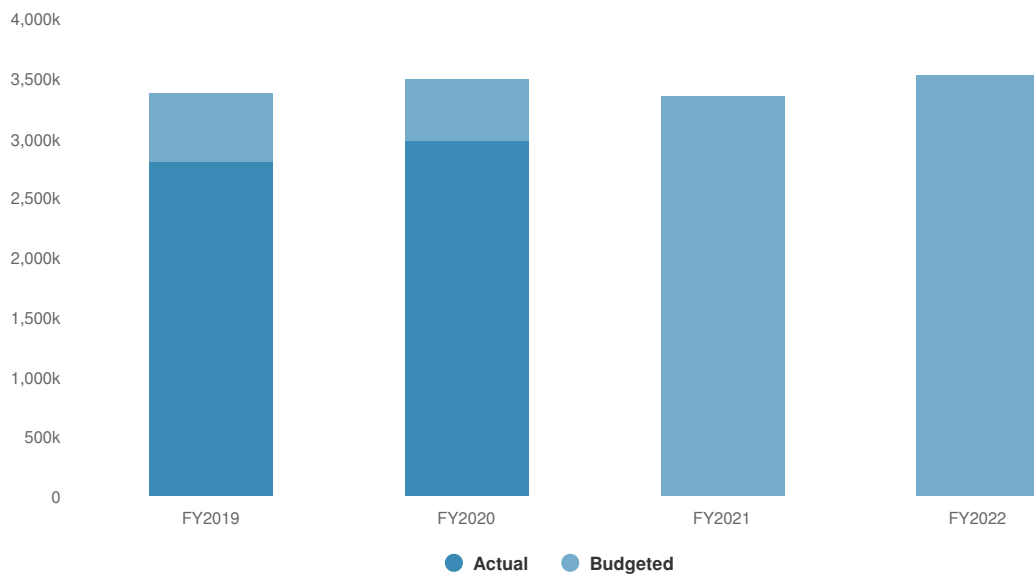
Susan Koppenhaver
Director

Expenditures Summary

The Expenditures Summary provides a comparison between the 2022 Adopted Budget and the 2021 Amended Budget.

\$3,531,412 **\$172,602**
(5.14% vs. prior year)

Office for the Aging (6772) Proposed and Historical Budget vs. Actual



Expenditures by Division and/or Account

This section provides expenditures by division and account to provide the necessary detail required as part of the Adopted Budget.

Name	Account ID	FY2020 Actual	FY2021 Adopted Budget	FY2021 Amended Budget	FY2022 Executive Budget	FY2022 Adopted Budget
Expenditures						
Economic Assistance and Opportunity						
Programs for the Aging						
Programs for the Aging						
Regular Pay Regular Pay	AA.6772.2865-1300.1300	\$843,762	\$830,832	\$866,693	\$927,094	\$926,351
Part Time Pay Part Time Pay	AA.6772.2865-1400.1400	\$0		\$15,750	\$25,495	\$26,238
Overtime Pay Overtime Pay	AA.6772.2865-1410.1410	\$197	\$0	\$130	\$0	\$0
Contractual Pays Longevity Pay	AA.6772.2865-1420.1440	\$3,000	\$4,250	\$4,250	\$5,000	\$5,000
Contractual Pays Retro Pay	AA.6772.2865-1420.1465	\$0		\$16,100		\$0
Computer Equipment Computer Equipment	AA.6772.2865-2200.2200			\$10,315	\$2,100	\$2,100
Supplies Auto Fuel	AA.6772.2865-4000.4000	\$995	\$775	\$1,600	\$1,375	\$1,375
Supplies Office	AA.6772.2865-4000.4025	\$2,743	\$3,500	\$3,500	\$3,500	\$3,500
Supplies Other General	AA.6772.2865-4000.4030	\$220	\$350	\$350	\$125	\$125
Supplies Program	AA.6772.2865-4000.4040	\$249	\$3,000	\$12,200	\$6,000	\$6,000
Building Maint & Repair Shredding/Recycling	AA.6772.2865-4200.4215	\$0	\$100	\$100	\$100	\$100
Professional Services Advertising	AA.6772.2865-4300.4325	\$537	\$1,500	\$1,500	\$750	\$750
Professional Services Food	AA.6772.2865-4300.4370	\$955,505	\$900,000	\$950,000	\$1,000,000	\$1,000,000
Professional Services Insurance Counselors	AA.6772.2865-4300.4400	\$37,419	\$49,480	\$44,980	\$20,500	\$20,500
Professional Services Legal	AA.6772.2865-4300.4430	\$35,406	\$37,500	\$26,750	\$62,500	\$62,500
Professional Services Lifeline	AA.6772.2865-4300.4435	\$61,489	\$70,000	\$70,000	\$70,000	\$70,000
Professional Services Medical/Health	AA.6772.2865-4300.4440	\$15,082	\$17,500	\$17,500	\$17,500	\$17,500
Professional Services Personal Care Aides	AA.6772.2865-4300.4450	\$364,268	\$395,000	\$391,975	\$395,000	\$395,000
Professional Services Other Fees	AA.6772.2865-4300.4505	\$120,963	\$213,650	\$286,638	\$309,985	\$309,985
Leases/Rental Real Property	AA.6772.2865-4570.4575	\$3,800	\$5,040	\$5,040	\$5,040	\$5,040



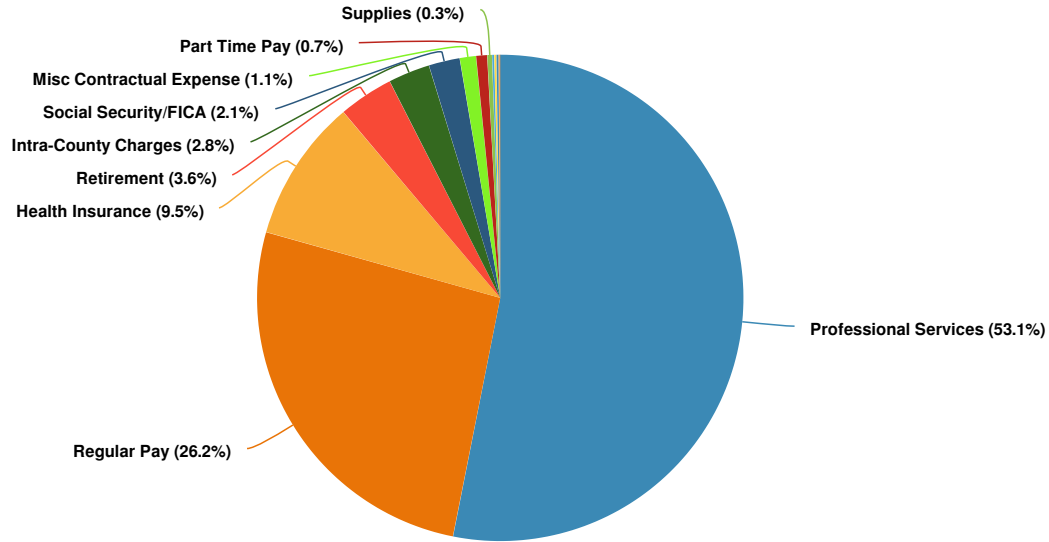
Name	Account ID	FY2020 Actual	FY2021 Adopted Budget	FY2021 Amended Budget	FY2022 Executive Budget	FY2022 Adopted Budget
Conference Expenses Con Exp	AA.6772.2865- 4580.4580	\$0	\$1,250	\$1,250	\$1,250	\$1,250
Travel Trvl	AA.6772.2865- 4590.4590	\$3,969	\$8,500	\$8,500	\$5,100	\$5,100
Misc Contractual Expense Memberships	AA.6772.2865- 4600.4625	\$1,731	\$1,750	\$1,750	\$1,775	\$1,775
Misc Contractual Expense Postage	AA.6772.2865- 4600.4645	\$3,367	\$0	\$3,500	\$2,700	\$2,700
Misc Contractual Expense Printing Service	AA.6772.2865- 4600.4650	\$701	\$3,000	\$3,000	\$1,500	\$1,500
Misc Contractual Expense Other	AA.6772.2865- 4600.4660	\$4,980	\$22,000	\$20,085	\$32,060	\$32,060
Communication Expenses Telephone Services	AA.6772.2865- 4670.4680	\$28	\$300	\$600	\$225	\$225
Intra-County Charges UCAT Transportation	AA.6772.2865- 4750.4800	\$44,051	\$65,000	\$65,000	\$97,500	\$97,500
Retirement Ret	AA.6772.2865- 8000.8000	\$125,768	\$149,434	\$149,434	\$128,735	\$128,735
Retirement Retirement - VDC	AA.6772.2865- 8000.8001	\$7,199	\$0	\$0		\$0
Social Security/FICA SS/FICA	AA.6772.2865- 8010.8010	\$61,836	\$63,884	\$64,993	\$73,256	\$73,256
Health Insurance Dental	AA.6772.2865- 8020.8020	\$12,354	\$15,724	\$15,724	\$16,638	\$16,638
Health Insurance Hospital & Medical	AA.6772.2865- 8020.8035	\$261,879	\$297,401	\$297,401	\$316,279	\$316,279
Health Insurance Optical	AA.6772.2865- 8020.8055	\$2,833	\$2,202	\$2,202	\$2,330	\$2,330
Total Programs for the Aging:		\$2,976,329	\$3,162,922	\$3,358,810	\$3,531,412	\$3,531,412
Total Programs for the Aging:		\$2,976,329	\$3,162,922	\$3,358,810	\$3,531,412	\$3,531,412
Total Economic Assistance and Opportunity:		\$2,976,329	\$3,162,922	\$3,358,810	\$3,531,412	\$3,531,412
Total Expenditures:		\$2,976,329	\$3,162,922	\$3,358,810	\$3,531,412	\$3,531,412



Expenditures by Expense Type

This section provides a summary of expenditures by type in order to provide context on categorical spending.

Budgeted Expenditures by Expense Type



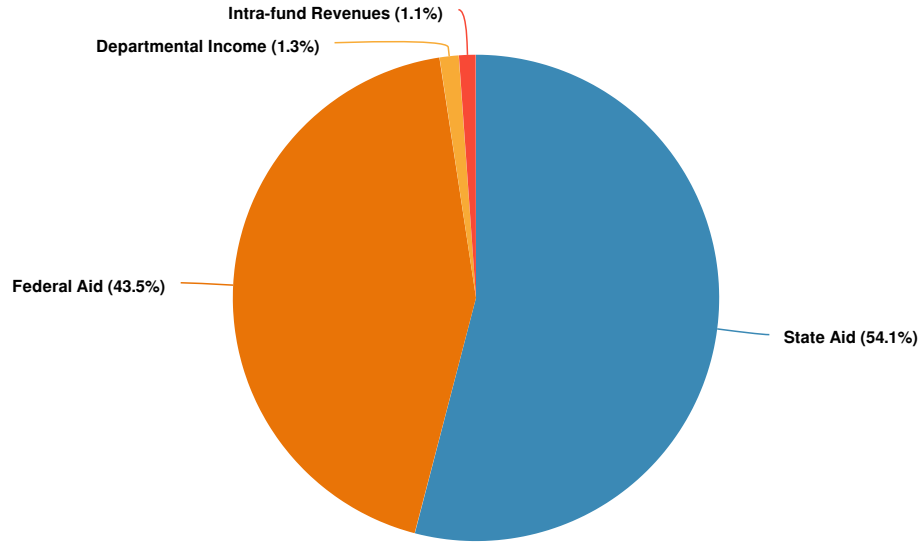
Name	FY2020 Actual	FY2021 Adopted Budget	FY2021 Amended Budget	FY2022 Executive Budget	FY2022 Adopted Budget
Expense Objects					
Regular Pay	\$843,762	\$830,832	\$866,693	\$927,094	\$926,351
Part Time Pay	\$0		\$15,750	\$25,495	\$26,238
Overtime Pay	\$197	\$0	\$130	\$0	\$0
Contractual Pays	\$3,000	\$4,250	\$20,350	\$5,000	\$5,000
Computer Equipment			\$10,315	\$2,100	\$2,100
Supplies	\$4,206	\$7,625	\$17,650	\$11,000	\$11,000
Building Maint & Repair	\$0	\$100	\$100	\$100	\$100
Professional Services	\$1,590,669	\$1,684,630	\$1,789,343	\$1,876,235	\$1,876,235
Leases/Rental	\$3,800	\$5,040	\$5,040	\$5,040	\$5,040
Conference Expenses	\$0	\$1,250	\$1,250	\$1,250	\$1,250
Travel	\$3,969	\$8,500	\$8,500	\$5,100	\$5,100
Misc Contractual Expense	\$10,778	\$26,750	\$28,335	\$38,035	\$38,035
Communication Expenses	\$28	\$300	\$600	\$225	\$225
Intra-County Charges	\$44,051	\$65,000	\$65,000	\$97,500	\$97,500
Retirement	\$132,967	\$149,434	\$149,434	\$128,735	\$128,735
Social Security/FICA	\$61,836	\$63,884	\$64,993	\$73,256	\$73,256
Health Insurance	\$277,065	\$315,327	\$315,327	\$335,247	\$335,247
Total Expense Objects:	\$2,976,329	\$3,162,922	\$3,358,810	\$3,531,412	\$3,531,412



Revenues by Source

This section provides a detailed listing of revenues by source and account.

Projected 2022 Revenues by Source



Name	Account ID	FY2020 Actual	FY2021 Adopted Budget	FY2021 Amended Budget	FY2022 Executive Budget	FY2022 Adopted Budget
Revenue Source						
Departmental Income						
Departmental Income Charges Programs for the Aging	AA.6772.2865-3120.1972	\$45,353	\$37,930	\$37,930	\$39,620	\$39,620
Total Departmental Income:		\$45,353	\$37,930	\$37,930	\$39,620	\$39,620
Miscellaneous Local Sources						
Miscellaneous Local Sources Gifts and Donations	AA.6772.2865-3280.2705	\$4,909	\$0	\$0		\$0
Total Miscellaneous Local Sources:		\$4,909	\$0	\$0		\$0
State Aid						
State Aid Programs for Aging	AA.6772.2865-3300.3772	\$1,463,202	\$1,653,839	\$1,653,839	\$1,670,457	\$1,670,457
Total State Aid:		\$1,463,202	\$1,653,839	\$1,653,839	\$1,670,457	\$1,670,457
Federal Aid						
Federal Aid Programs for the Aging	AA.6772.2865-3400.4772	\$1,098,024	\$1,118,393	\$1,260,581	\$1,344,988	\$1,344,988
Total Federal Aid:		\$1,098,024	\$1,118,393	\$1,260,581	\$1,344,988	\$1,344,988
Intra-fund Revenues						



Name	Account ID	FY2020 Actual	FY2021 Adopted Budget	FY2021 Amended Budget	FY2022 Executive Budget	FY2022 Adopted Budget
Intra-fund Revenues Inter- departmental Revenues	AA.6772.2865- 3600.2802	\$30,107	\$35,081	\$35,081	\$34,418	\$34,418
Total Intra-fund Revenues:		\$30,107	\$35,081	\$35,081	\$34,418	\$34,418
Total Revenue Source:		\$2,641,595	\$2,845,243	\$2,987,431	\$3,089,483	\$3,089,483

Department Position Summary - Office for the Aging (A6772)

A6772		Office for the Aging			
Division	Position #	Title	2021 Adopted	2022 Executive Recommended	2022 Adopted
2865					
	67721001	DIR OFA	82,708	84,867	84,867
	67721002	ADM AST/T	54,828	59,933	59,933
	67721102	ACCOUNTANT	60,894	66,867	66,867
	67721110	SR TYPIST	44,561	48,758	48,758
	67721227	DEP DIR OA	74,145	76,086	76,086
	67721234	RECEPT/T	31,325	35,725	35,725
	67721235	SR AC/T	44,889	49,377	49,377
	67721238	SR AGE AID	38,988	43,098	43,098
	67721241	CASE MGR	53,836	60,125	60,125
	67721248	SR AGE AID	37,983	42,237	42,237
	67721250	SR CSWKR	62,327	68,760	68,760
	67721255	SR AGE AID	36,808	41,493	41,493
	67721260	CASEWORKER	52,340	58,614	58,614
	67721270	SR AGE AID	37,601	0	0
	67721270	CASE MGR	0	53,362	53,362
	67721275	CASE MGR	47,439	56,663	56,663
	67721280	HOMEMKR AIDE	35,080	40,193	40,193
	67721285	HOMEMKR AIDE	35,080	40,193	40,193
	Total Full Time Salary		830,832	926,351	926,351
	Other Part Time Pay		0	26,238	26,238
	Division Total		830,832	952,589	952,589
	Department Total		830,832	952,589	952,589
	Total Benefited Employees		17	17	17

PL Notes:

67721270 - Title Change



County Attorney (1420)

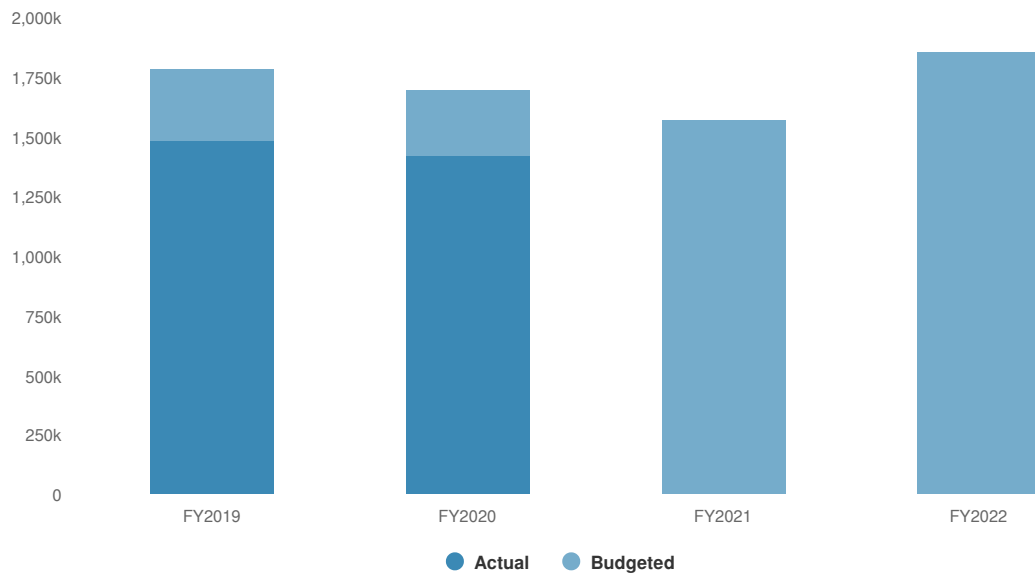
Clinton G. Johnson, Esq
County Attorney

Expenditures Summary

The Expenditures Summary provides a comparison between the 2022 Adopted Budget and the 2021 Amended Budget.

\$1,858,408 **\$284,839**
(18.1% vs. prior year)

County Attorney (1420) Proposed and Historical Budget vs. Actual



Expenditures by Division and/or Account

This section provides expenditures by division and account to provide the necessary detail required as part of the Adopted Budget.

Name	Account ID	FY2020 Actual	FY2021 Adopted Budget	FY2021 Amended Budget	FY2022 Executive Budget	FY2022 Adopted Budget
Expenditures						
General Government						
Law						
County Attorney						
Regular Pay Regular Pay	AA.1420.1146-1300.1300	\$829,530	\$858,259	\$868,458	\$922,068	\$922,068
Part Time Pay Part Time Pay	AA.1420.1146-1400.1400	\$53,605	\$57,634	\$57,634	\$76,668	\$76,668
Contractual Pays Longevity Pay	AA.1420.1146-1420.1440	\$21,321	\$26,880	\$26,880	\$14,856	\$14,856
Contractual Pays Retro Pay	AA.1420.1146-1420.1465			\$2,800		\$0
Supplies Office	AA.1420.1146-4000.4025	\$3,360	\$2,200	\$2,200	\$7,000	\$7,000
Professional Services Court Transcript	AA.1420.1146-4300.4340	\$234	\$1,000	\$1,000	\$1,000	\$1,000
Professional Services Legal	AA.1420.1146-4300.4430	\$49,409	\$109,000	\$108,150	\$300,000	\$300,000
Professional Services Other Fees	AA.1420.1146-4300.4505	\$3,865	\$20,000	\$19,800	\$45,500	\$45,500
Conference Expenses Con Exp	AA.1420.1146-4580.4580	\$460	\$1,000	\$1,250	\$10,000	\$10,000
Travel Trvl	AA.1420.1146-4590.4590	\$1,031	\$400	\$1,200	\$1,500	\$1,500
Misc Contractual Expense Licenses & Certifications	AA.1420.1146-4600.4620	\$449	\$500	\$500	\$380	\$380
Misc Contractual Expense Memberships	AA.1420.1146-4600.4625	\$995	\$1,500	\$1,500	\$3,570	\$3,570
Misc Contractual Expense Periodicals	AA.1420.1146-4600.4635	\$2,153	\$500	\$500	\$0	\$0
Misc Contractual Expense Postage	AA.1420.1146-4600.4645	\$0	\$50	\$50	\$50	\$50
Maintenance Repair & Maintenance - Equipment	AA.1420.1146-4690.4695	\$216	\$0	\$0	\$500	\$500
Retirement Ret	AA.1420.1146-8000.8000	\$134,306	\$163,392	\$163,392	\$136,411	\$136,411
Retirement Retirement - VDC	AA.1420.1146-8000.8001	\$12,626	\$0	\$0		\$0
Social Security/FICA SS/FICA	AA.1420.1146-8010.8010	\$68,153	\$72,123	\$72,123	\$77,540	\$77,540
Health Insurance Dental	AA.1420.1146-8020.8020	\$10,810	\$12,024	\$12,024	\$12,723	\$12,723
Health Insurance Hospital & Medical	AA.1420.1146-8020.8035	\$229,152	\$227,424	\$227,424	\$241,860	\$241,860
Health Insurance Optical	AA.1420.1146-8020.8055	\$2,479	\$1,684	\$1,684	\$1,782	\$1,782



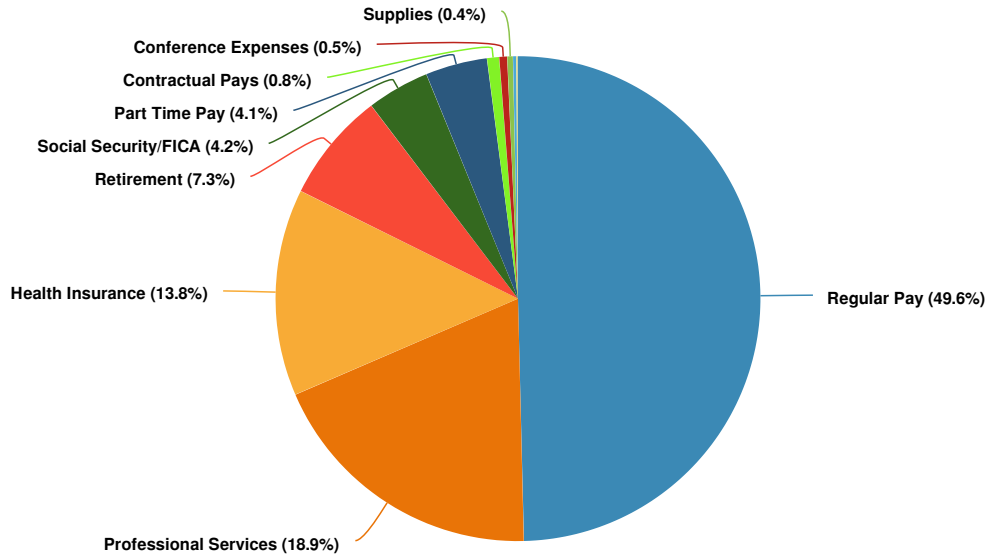
Name	Account ID	FY2020 Actual	FY2021 Adopted Budget	FY2021 Amended Budget	FY2022 Executive Budget	FY2022 Adopted Budget
Total County Attorney:		\$1,424,153	\$1,555,570	\$1,568,569	\$1,853,408	\$1,853,408
Board of Ethics						
Professional Services Legal	AA.1420.1149- 4300.4430	\$0	\$5,000	\$5,000	\$5,000	\$5,000
Total Board of Ethics:		\$0	\$5,000	\$5,000	\$5,000	\$5,000
Total Law:		\$1,424,153	\$1,560,570	\$1,573,569	\$1,858,408	\$1,858,408
Total General Government:		\$1,424,153	\$1,560,570	\$1,573,569	\$1,858,408	\$1,858,408
Total Expenditures:		\$1,424,153	\$1,560,570	\$1,573,569	\$1,858,408	\$1,858,408



Expenditures by Expense Type

This section provides a summary of expenditures by type to provide context on categorical spending.

Budgeted Expenditures by Expense Type



Name	FY2020 Actual	FY2021 Adopted Budget	FY2021 Amended Budget	FY2022 Executive Budget	FY2022 Adopted Budget
Expense Objects					
Regular Pay	\$829,530	\$858,259	\$868,458	\$922,068	\$922,068
Part Time Pay	\$53,605	\$57,634	\$57,634	\$76,668	\$76,668
Contractual Pays	\$21,321	\$26,880	\$29,680	\$14,856	\$14,856
Supplies	\$3,360	\$2,200	\$2,200	\$7,000	\$7,000
Professional Services	\$53,508	\$135,000	\$133,950	\$351,500	\$351,500
Conference Expenses	\$460	\$1,000	\$1,250	\$10,000	\$10,000
Travel	\$1,031	\$400	\$1,200	\$1,500	\$1,500
Misc Contractual Expense	\$3,597	\$2,550	\$2,550	\$4,000	\$4,000
Maintenance	\$216	\$0	\$0	\$500	\$500
Retirement	\$146,931	\$163,392	\$163,392	\$136,411	\$136,411
Social Security/FICA	\$68,153	\$72,123	\$72,123	\$77,540	\$77,540
Health Insurance	\$242,441	\$241,132	\$241,132	\$256,365	\$256,365
Total Expense Objects:	\$1,424,153	\$1,560,570	\$1,573,569	\$1,858,408	\$1,858,408

Revenues by Source

This section provides a detailed listing of revenues by source and account.

Name	Account ID	FY2020 Actual	FY2021 Adopted Budget	FY2021 Amended Budget	FY2022 Adopted Budget
Revenue Source					
Departmental Income Other General Dep. Income	AA.1420.1146- 3120.1289	\$157,873	\$0	\$0	\$0
Total Revenue Source:		\$157,873	\$0	\$0	\$0



Department Positions Summary - County Attorney (A1420)

A1420		County Attorney			
Division	Position #	Title	2021 Adopted	2022 Executive Recommended	2022 Adopted
1146					
	14201001	CO ATTY	120,454	123,596	123,596
	14201050	AST CO ATT	92,757	95,168	95,168
	14201054	AST CO ATT	73,208	82,410	82,410
	14201055	AST CO ATT	74,889	82,410	82,410
	14201056	AST CO ATT	77,702	79,734	79,734
	14201110	CON SEC CA	51,412	52,744	52,744
	14201115	LGL SEC CA	57,477	58,968	58,968
	14201120	PARALEGAL	60,894	67,323	67,323
	14201125	PARALEGAL	59,670	66,066	66,066
	14201130	ADM AST/T	51,960	57,093	57,093
	14201590	AST CO ATT	70,712	78,278	78,278
	14201600	AST CO ATT	<u>67,124</u>	<u>78,278</u>	<u>78,278</u>
	Total Full Time Salary		858,259	922,068	922,068
	14201053	AST CO ATT	50,175	59,514	59,514
	Benefited Part-Time Salary		50,175	59,514	59,514
	Other Part Time Pay		<u>7,459</u>	<u>17,154</u>	<u>17,154</u>
	Division Total		<u>915,893</u>	<u>998,736</u>	<u>998,736</u>
	Department Total		915,893	998,736	998,736
	Total Benefited Employees		13	13	13

County Executive (1230)

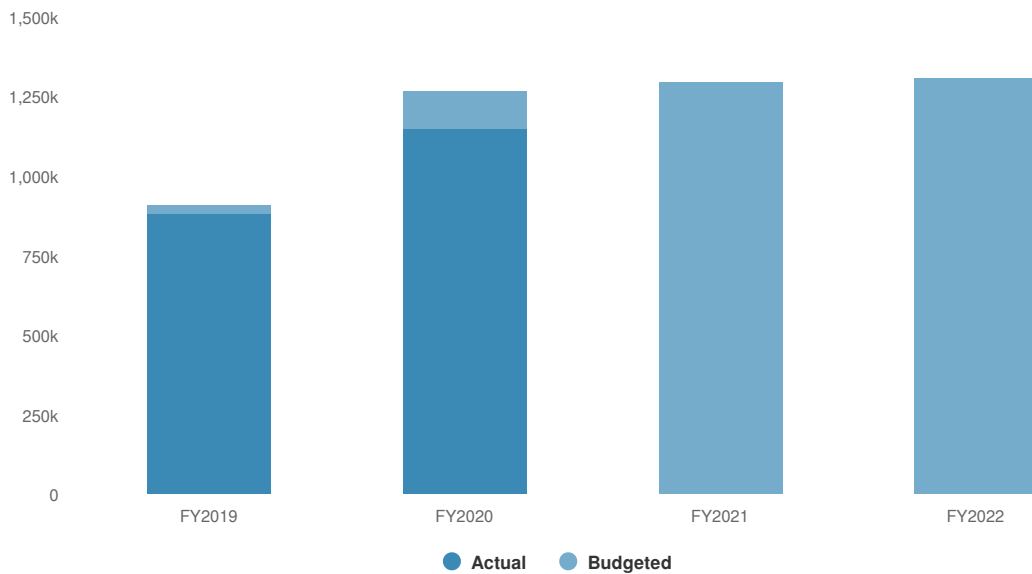
Patrick K. Ryan
County Executive

Expenditures Summary

The Expenditures Summary provides a comparison between the 2022 Adopted Budget and the 2021 Amended Budget.

\$1,313,094 **\$16,337**
(1.26% vs. prior year)

County Executive (1230) Proposed and Historical Budget vs. Actual



Expenditures by Division and/or Account

This section provides expenditures division and account to provide the necessary detail required as part of the Adopted Budget.

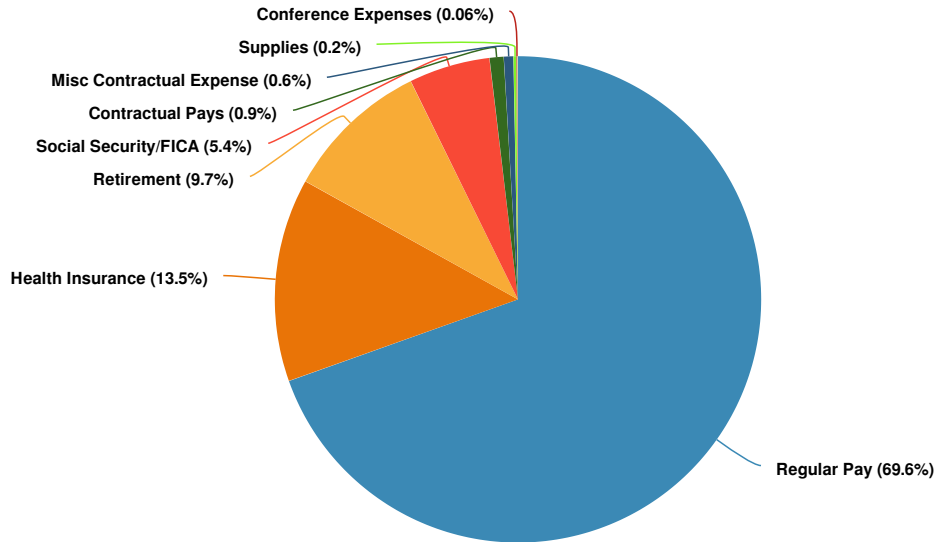
Name	Account ID	FY2020 Actual	FY2021 Adopted Budget	FY2021 Amended Budget	FY2022 Executive Budget	FY2022 Adopted Budget
Expenditures						
General Government						
Municipal Executive						
County Executive						
Regular Pay Regular Pay	AA.1230.1072-1300.1300	\$814,887	\$881,785	\$880,485	\$915,242	\$913,371
Contractual Pays Longevity Pay	AA.1230.1072-1420.1440	\$4,250	\$9,500	\$9,500	\$12,250	\$12,250
Contractual Pays Retro Pay	AA.1230.1072-1420.1465			\$1,300		\$0
Supplies Office	AA.1230.1072-4000.4025	\$991	\$2,500	\$2,250	\$2,500	\$2,500
Professional Services Advertising	AA.1230.1072-4300.4325	\$463	\$0	\$0	\$500	\$500
Conference Expenses Con Exp	AA.1230.1072-4580.4580	\$1,141	\$750	\$1,050	\$750	\$750
Travel Trvl	AA.1230.1072-4590.4590	\$0	\$0	\$500		\$0
Misc Contractual Expense Memberships	AA.1230.1072-4600.4625	\$3,888	\$4,000	\$4,000	\$4,000	\$4,000
Misc Contractual Expense Periodicals	AA.1230.1072-4600.4635	\$981	\$2,000	\$2,000	\$2,000	\$2,000
Misc Contractual Expense Other	AA.1230.1072-4600.4660	\$1,330	\$2,500	\$1,950	\$2,500	\$2,500
Retirement Ret	AA.1230.1072-8000.8000	\$121,636	\$158,599	\$158,599	\$127,191	\$126,931
Retirement Retirement - VDC	AA.1230.1072-8000.8001	\$19,251	\$0	\$0		\$0
Social Security/FICA SS/FICA	AA.1230.1072-8010.8010	\$61,687	\$68,184	\$68,184	\$70,953	\$70,808
Health Insurance Dental	AA.1230.1072-8020.8020	\$5,406	\$8,325	\$8,325	\$8,808	\$8,808
Health Insurance Hospital & Medical	AA.1230.1072-8020.8035	\$114,587	\$157,448	\$157,448	\$167,442	\$167,442
Health Insurance Optical	AA.1230.1072-8020.8055	\$1,239	\$1,166	\$1,166	\$1,234	\$1,234
Total County Executive:		\$1,151,738	\$1,296,757	\$1,296,757	\$1,315,370	\$1,313,094
Total Municipal Executive:		\$1,151,738	\$1,296,757	\$1,296,757	\$1,315,370	\$1,313,094
Total General Government:		\$1,151,738	\$1,296,757	\$1,296,757	\$1,315,370	\$1,313,094
Total Expenditures:		\$1,151,738	\$1,296,757	\$1,296,757	\$1,315,370	\$1,313,094



Expenditures by Expense Type

This section provides a summary of expenditures by type to provide context on categorical spending.

Budgeted Expenditures by Expense Type



Name	FY2020 Actual	FY2021 Adopted Budget	FY2021 Amended Budget	FY2022 Executive Budget	FY2022 Adopted Budget
Expense Objects					
Regular Pay	\$814,887	\$881,785	\$880,485	\$915,242	\$913,371
Contractual Pays	\$4,250	\$9,500	\$10,800	\$12,250	\$12,250
Supplies	\$991	\$2,500	\$2,250	\$2,500	\$2,500
Professional Services	\$463	\$0	\$0	\$500	\$500
Conference Expenses	\$1,141	\$750	\$1,050	\$750	\$750
Travel	\$0	\$0	\$500		\$0
Misc Contractual Expense	\$6,199	\$8,500	\$7,950	\$8,500	\$8,500
Retirement	\$140,887	\$158,599	\$158,599	\$127,191	\$126,931
Social Security/FICA	\$61,687	\$68,184	\$68,184	\$70,953	\$70,808
Health Insurance	\$121,232	\$166,939	\$166,939	\$177,484	\$177,484
Total Expense Objects:	\$1,151,738	\$1,296,757	\$1,296,757	\$1,315,370	\$1,313,094



Department Position Summary - County Executive (A1230)

A1230		County Executive			
Division	Position #	Title	2021 Adopted	2022 Executive Recommended	2022 Adopted
1072					
	12301020	CO EXEC	133,572	133,570	133,570
	12301025	DEP CO EXE	126,374	129,675	129,675
	12301027	DEP CO EXE	126,374	129,675	129,675
	12301030	DEP CO EXE	126,374	129,675	129,675
	12301032	AST DEP CE	89,633	91,965	91,965
	12301034	AST DEP CE	87,879	90,163	90,163
	12301038	DIR RSH OP	76,478	78,478	78,478
	12301039	COMM SPEC	72,407	74,001	72,130
	12301050	CON SEC CE	<u>42,694</u>	<u>58,040</u>	<u>58,040</u>
	Total Full Time Salary		881,785	915,242	913,371
	Division Total		<u>881,785</u>	<u>915,242</u>	<u>913,371</u>
	Department Total		881,785	915,242	913,371
	Total Benefited Employees		9	9	9

Historian (7510)

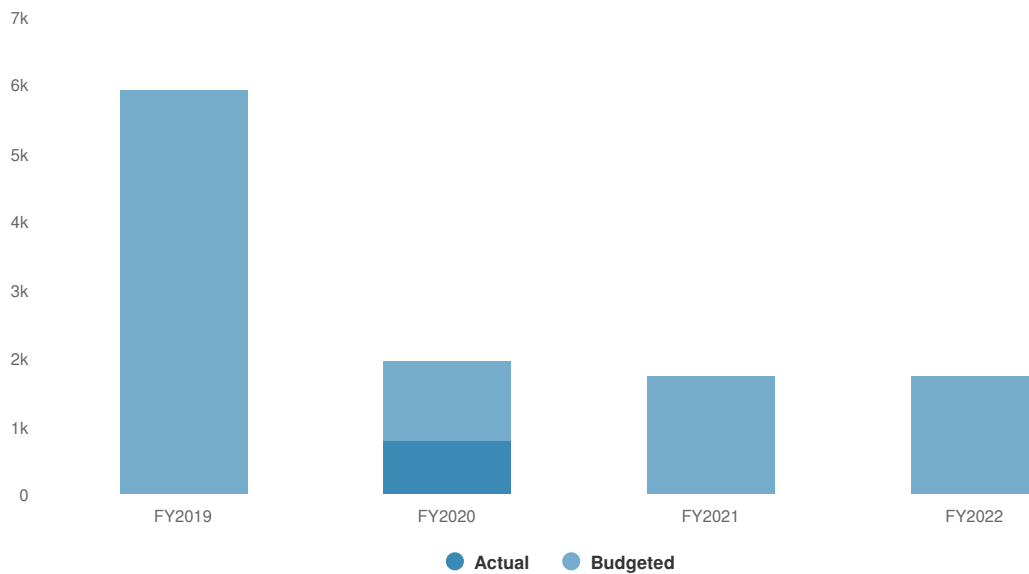
Geoffrey Miller
County Historian

Expenditures Summary

The Expenditures Summary provides a comparison between the 2022 Adopted Budget and the 2021 Amended Budget.

\$1,750 **\$0**
(0% vs. prior year)

Historian (7510) Proposed and Historical Budget vs. Actual



Expenditures by Division and/or Account

This section provides expenditures by division and account to provide the necessary detail required as part of the Adopted Budget.

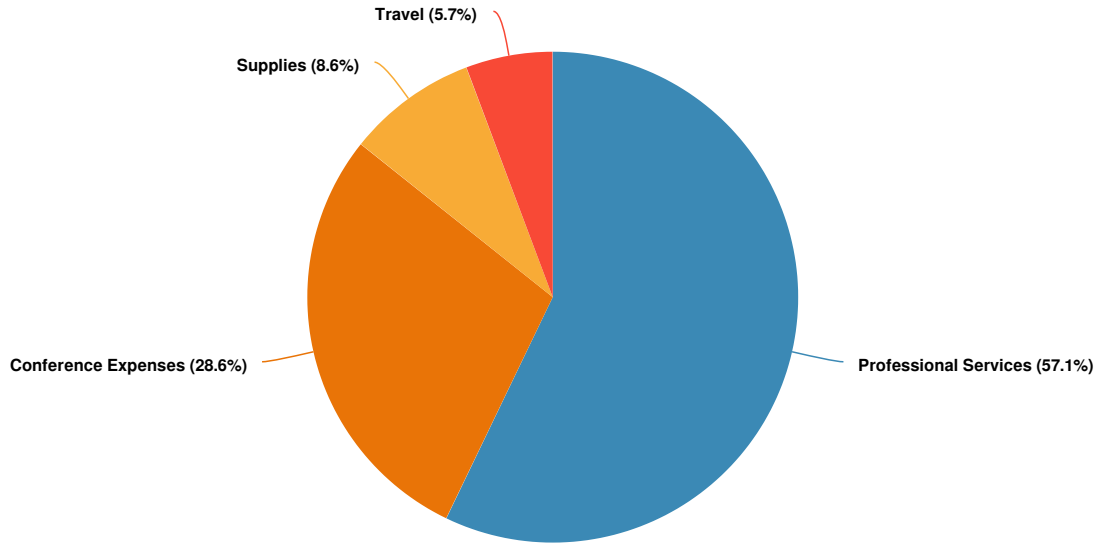
Name	Account ID	FY2020 Actual	FY2021 Adopted Budget	FY2021 Amended Budget	FY2022 Executive Budget	FY2022 Adopted Budget
Expenditures						
Culture and Recreation						
Historian						
Historian						
Supplies Office	AA.7510.3275-4000.4025	\$0	\$150	\$150	\$150	\$150
Professional Services Other Fees	AA.7510.3275-4300.4505	\$800	\$1,000	\$1,000	\$1,000	\$1,000
Conference Expenses Con Exp	AA.7510.3275-4580.4580	\$0	\$500	\$500	\$500	\$500
Travel Trvl	AA.7510.3275-4590.4590	\$0	\$100	\$100	\$100	\$100
Total Historian:		\$800	\$1,750	\$1,750	\$1,750	\$1,750
Total Historian:		\$800	\$1,750	\$1,750	\$1,750	\$1,750
Total Culture and Recreation:		\$800	\$1,750	\$1,750	\$1,750	\$1,750
Total Expenditures:		\$800	\$1,750	\$1,750	\$1,750	\$1,750



Expenditures by Expense Type

This section provides a summary of expenditures by type to provide context on categorical spending.

Budgeted Expenditures by Expense Type



Name	FY2020 Actual	FY2021 Adopted Budget	FY2021 Amended Budget	FY2022 Executive Budget	FY2022 Adopted Budget
Expense Objects					
Supplies	\$0	\$150	\$150	\$150	\$150
Professional Services	\$800	\$1,000	\$1,000	\$1,000	\$1,000
Conference Expenses	\$0	\$500	\$500	\$500	\$500
Travel	\$0	\$100	\$100	\$100	\$100
Total Expense Objects:	\$800	\$1,750	\$1,750	\$1,750	\$1,750

Office of Economic Development (8021)

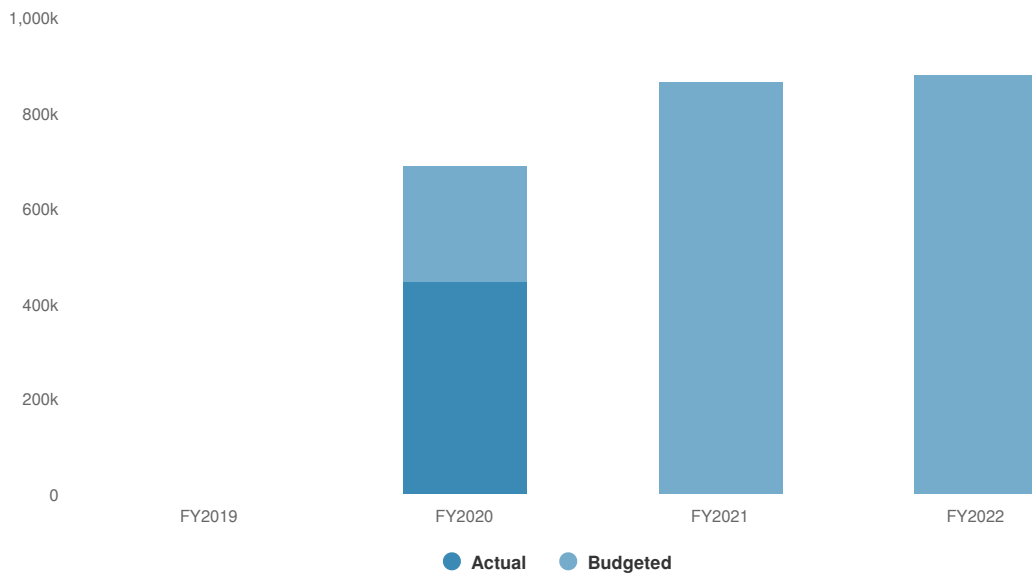
Tim Weidemann
Director

Expenditures Summary

The Expenditures Summary provides a comparison between the 2022 Adopted Budget and the 2021 Amended Budget.

\$880,228 **\$15,902**
(1.84% vs. prior year)

Office of Economic Development (8021) Proposed and Historical Budget vs. Actual



Expenditures by Division and/or Account

This section provides expenditures by division and account to provide the necessary detail required as part of the Adopted Budget.

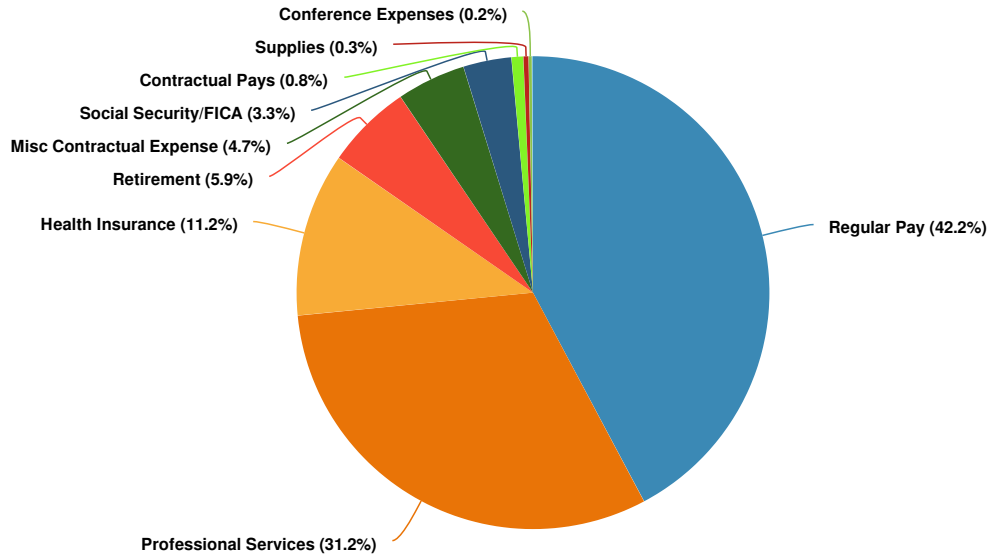
Name	Account ID	FY2020 Actual	FY2021 Adopted Budget	FY2021 Amended Budget	FY2022 Executive Budget	FY2022 Adopted Budget
Expenditures						
Home and Community Services						
Economic Development						
Economic Development						
Regular Pay Regular Pay	AA.8021.3405-1300.1300	\$281,143	\$292,613	\$292,613	\$371,644	\$371,644
Contractual Pays Longevity Pay	AA.8021.3405-1420.1440	\$4,500	\$4,500	\$4,500	\$7,250	\$7,250
Supplies Office	AA.8021.3405-4000.4025	\$29	\$2,500	\$2,500	\$2,500	\$2,500
Supplies Other General	AA.8021.3405-4000.4030	\$582	\$500	\$500	\$500	\$500
Professional Services Other Fees	AA.8021.3405-4300.4505	\$60,889	\$275,000	\$275,000	\$275,000	\$275,000
Conference Expenses Con Exp	AA.8021.3405-4580.4580	\$1,048	\$2,000	\$2,000	\$2,000	\$2,000
Travel Trvl	AA.8021.3405-4590.4590	\$107	\$600	\$600	\$600	\$600
Misc Contractual Expense Memberships	AA.8021.3405-4600.4625	\$8,374	\$1,500	\$1,500	\$6,500	\$6,500
Misc Contractual Expense Other	AA.8021.3405-4600.4660	\$43	\$40,000	\$135,558	\$35,000	\$35,000
Retirement Ret	AA.8021.3405-8000.8000	\$0	\$52,630	\$52,630	\$51,647	\$51,647
Social Security/FICA SS/FICA	AA.8021.3405-8010.8010	\$20,974	\$22,730	\$22,730	\$28,986	\$28,986
Health Insurance Dental	AA.8021.3405-8020.8020	\$3,089	\$3,700	\$3,700	\$4,893	\$4,893
Health Insurance Hospital & Medical	AA.8021.3405-8020.8035	\$65,475	\$69,977	\$69,977	\$93,023	\$93,023
Health Insurance Optical	AA.8021.3405-8020.8055	\$708	\$518	\$518	\$685	\$685
Total Economic Development:		\$446,960	\$768,768	\$864,326	\$880,228	\$880,228
Total Economic Development:		\$446,960	\$768,768	\$864,326	\$880,228	\$880,228
Total Home and Community Services:		\$446,960	\$768,768	\$864,326	\$880,228	\$880,228
Total Expenditures:		\$446,960	\$768,768	\$864,326	\$880,228	\$880,228



Expenditures by Expense Type

This section provides a summary of expenditures by type to provide context on categorical spending.

Budgeted Expenditures by Expense Type



Name	FY2020 Actual	FY2021 Adopted Budget	FY2021 Amended Budget	FY2022 Executive Budget	FY2022 Adopted Budget
Expense Objects					
Regular Pay	\$281,143	\$292,613	\$292,613	\$371,644	\$371,644
Contractual Pays	\$4,500	\$4,500	\$4,500	\$7,250	\$7,250
Supplies	\$611	\$3,000	\$3,000	\$3,000	\$3,000
Professional Services	\$60,889	\$275,000	\$275,000	\$275,000	\$275,000
Conference Expenses	\$1,048	\$2,000	\$2,000	\$2,000	\$2,000
Travel	\$107	\$600	\$600	\$600	\$600
Misc Contractual Expense	\$8,417	\$41,500	\$137,058	\$41,500	\$41,500
Retirement	\$0	\$52,630	\$52,630	\$51,647	\$51,647
Social Security/FICA	\$20,974	\$22,730	\$22,730	\$28,986	\$28,986
Health Insurance	\$69,272	\$74,195	\$74,195	\$98,601	\$98,601
Total Expense Objects:	\$446,960	\$768,768	\$864,326	\$880,228	\$880,228



Department Position Summary - Economic Development (A8021)

A8021		Economic Development			
Division	Position #	Title	2021 Adopted	2022 Executive Recommended	2022 Adopted
3405					
	80211041	DIR ECO DEV	97,014	99,536	99,536
	80211110	DEP DIR ECO DEV	73,190	75,093	75,093
	80211220	BUS SRV AD	69,609	71,417	71,417
	80211221	BUS SRV AD	0	71,417	71,417
	80211225	CON SEC BS	52,800	54,181	54,181
		Total Full Time Salary	292,613	371,644	371,644
		Division Total	<u>292,613</u>	<u>371,644</u>	<u>371,644</u>
		Department Total	292,613	371,644	371,644



Emergency Services - Public Safety Communications (3020)

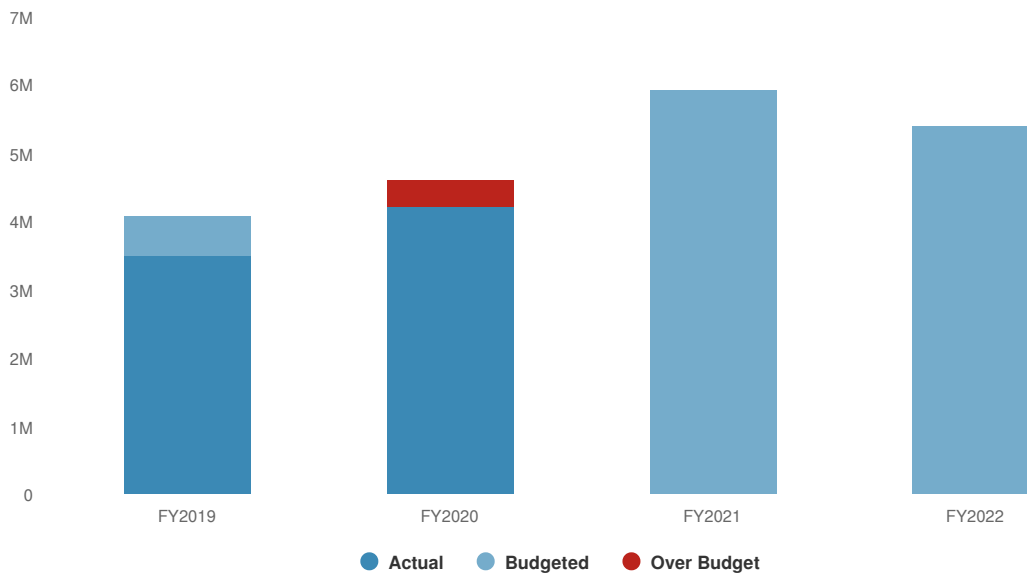
Everett Erichsen
Director

Expenditures Summary

The Expenditures Summary provides a comparison between the 2022 Adopted Budget and the 2021 Amended Budget.

\$5,416,753 **-\$534,087**
(-8.97% vs. prior year)

Emergency Services - Public Safety Communications (3020) Proposed and Historical Budget vs. Actual



Expenditures by Division and/or Account

This section provides expenditures by division and account to provide the necessary detail required as part of the
Adopted Budget.

Name	Account ID	FY2020 Actual	FY2021 Adopted Budget	FY2021 Amended Budget	FY2022 Executive Budget	FY2022 Adopted Budget
Expenditures						
Public Safety						
Public Safety Communication(911)						
Emergency Communications						
Regular Pay Regular Pay	AA.3020.1800-1300.1300	\$1,544,508	\$1,605,645	\$1,690,604	\$1,764,370	\$1,764,370
Part Time Pay Part Time Pay	AA.3020.1800-1400.1400	\$74,820	\$111,180	\$111,180	\$112,602	\$112,602
Overtime Pay Overtime Pay	AA.3020.1800-1410.1410	\$153,851	\$185,743	\$234,743	\$205,000	\$205,000
Contractual Pays Holiday Pay	AA.3020.1800-1420.1430	\$25,776	\$27,131	\$24,631	\$32,500	\$32,500
Contractual Pays Longevity Pay	AA.3020.1800-1420.1440	\$19,500	\$21,500	\$21,500	\$12,750	\$12,750
Contractual Pays Shift Differential Pay	AA.3020.1800-1420.1455	\$98,127	\$114,091	\$90,591	\$98,550	\$98,550
Contractual Pays Retro Pay	AA.3020.1800-1420.1465	\$0		\$65,000		\$0
Office Equipment Office Equipment	AA.3020.1800-2000.2000	\$0	\$3,300	\$3,300	\$3,300	\$3,300
Other Equipment & Capital Outlays Other Equipment	AA.3020.1800-2300.2500	\$50,943	\$524,819	\$461,512	\$691,000	\$691,000
Supplies Auto Fuel	AA.3020.1800-4000.4000	\$1,909	\$4,500	\$4,500	\$18,000	\$18,000
Supplies Office	AA.3020.1800-4000.4025	\$3,241	\$4,700	\$8,411	\$4,700	\$4,700
Supplies Other General	AA.3020.1800-4000.4030	\$8,743	\$7,220	\$7,220	\$7,490	\$7,490
Supplies Program	AA.3020.1800-4000.4040	\$0	\$1,575	\$1,575	\$3,000	\$3,000
Supplies Medical Supplies	AA.3020.1800-4000.4042	\$536,237	\$0	\$660,584	\$100,000	\$100,000
Building Maint & Repair Other Fuels	AA.3020.1800-4200.4240	\$755	\$765	\$665	\$765	\$765
Building Maint & Repair Other Building Maint & Repair	AA.3020.1800-4200.4295	\$962	\$1,100	\$500	\$1,100	\$1,100
Professional Services Advertising	AA.3020.1800-4300.4325	\$6,017	\$0	\$0		\$0
Professional Services Education/Training	AA.3020.1800-4300.4345	\$645	\$5,600	\$5,600	\$5,600	\$5,600
Professional Services Food	AA.3020.1800-4300.4370	\$40,695	\$0	\$24,500	\$0	\$0
Professional Services Interpretor	AA.3020.1800-4300.4405	\$763	\$840	\$1,140	\$840	\$840
Professional Services Medical/Health	AA.3020.1800-4300.4440	\$625,481	\$0	\$818,000	\$0	\$0



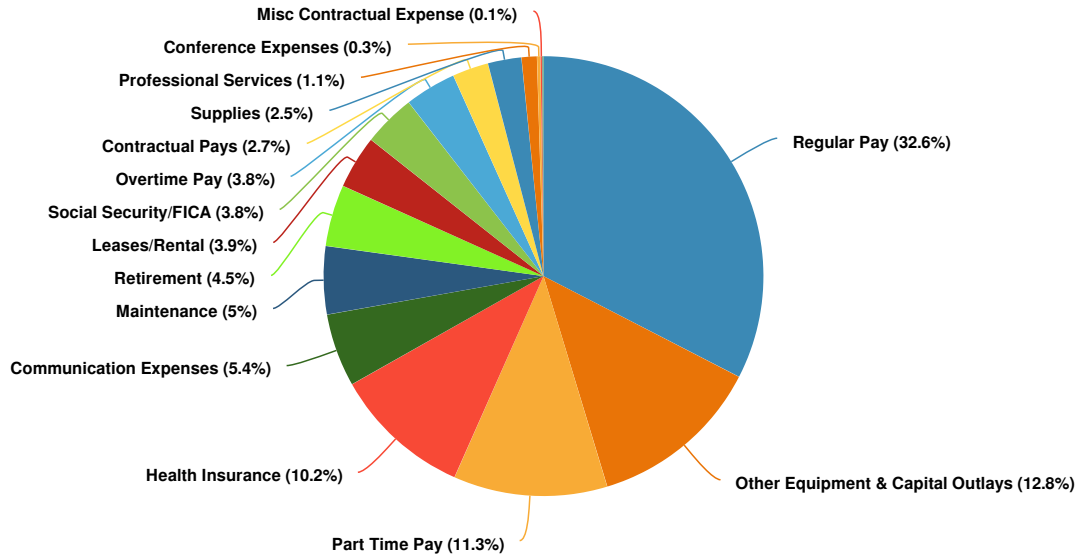
Name	Account ID	FY2020 Actual	FY2021 Adopted Budget	FY2021 Amended Budget	FY2022 Executive Budget	FY2022 Adopted Budget
Professional Services Other Fees	AA.3020.1800-4300.4505	\$15,000	\$35,000	\$21,500	\$55,000	\$55,000
Leases/Rental Real Property	AA.3020.1800-4570.4575	\$137,775	\$206,735	\$206,735	\$212,181	\$212,181
Conference Expenses Con Exp	AA.3020.1800-4580.4580	\$1,112	\$5,450	\$5,100	\$14,300	\$14,300
Travel Trvl	AA.3020.1800-4590.4590	\$150	\$1,090	\$1,090	\$690	\$690
Misc Contractual Expense Licenses & Certifications	AA.3020.1800-4600.4620	\$0	\$1,650	\$1,650	\$1,650	\$1,650
Misc Contractual Expense Memberships	AA.3020.1800-4600.4625	\$1,742	\$1,825	\$7,125	\$1,975	\$1,975
Misc Contractual Expense Periodicals	AA.3020.1800-4600.4635	\$392	\$475	\$897	\$475	\$475
Misc Contractual Expense Postage	AA.3020.1800-4600.4645	\$0	\$200	\$200	\$200	\$200
Misc Contractual Expense Recognition & Awards	AA.3020.1800-4600.4655	\$0	\$1,000	\$1,000	\$1,000	\$1,000
Communication Expenses Equipment Rentals	AA.3020.1800-4670.4670	\$23,112	\$23,112	\$23,112	\$23,112	\$23,112
Communication Expenses Telephone Services	AA.3020.1800-4670.4680	\$148,130	\$266,064	\$171,064	\$267,924	\$267,924
Maintenance Repair & Maintenance - Equipment	AA.3020.1800-4690.4695	\$191,858	\$259,276	\$253,176	\$270,792	\$270,792
Retirement Ret	AA.3020.1800-8000.8000	\$284,599	\$288,793	\$288,793	\$245,195	\$245,195
Social Security/FICA SS/FICA	AA.3020.1800-8010.8010	\$141,632	\$157,995	\$195,819	\$170,272	\$170,272
Health Insurance Dental	AA.3020.1800-8020.8020	\$21,620	\$25,899	\$25,899	\$27,403	\$27,403
Health Insurance Hospital & Medical	AA.3020.1800-8020.8035	\$458,305	\$489,837	-\$5,163	\$520,929	\$520,929
Health Insurance Optical	AA.3020.1800-8020.8055	\$4,957	\$3,627	\$3,627	\$3,838	\$3,838
Total Emergency Communications:		\$4,623,354	\$4,387,737	\$5,437,379	\$4,878,503	\$4,878,503
Vaccine POD						
Part Time Pay Part Time Pay	AA.3020.1805-1400.1400			\$466,675	\$500,000	\$500,000
Social Security/FICA SS/FICA	AA.3020.1805-8010.8010			\$46,786	\$38,250	\$38,250
Total Vaccine POD:				\$513,461	\$538,250	\$538,250
Total Public Safety Communication(911):		\$4,623,354	\$4,387,737	\$5,950,840	\$5,416,753	\$5,416,753
Total Public Safety:		\$4,623,354	\$4,387,737	\$5,950,840	\$5,416,753	\$5,416,753
Total Expenditures:		\$4,623,354	\$4,387,737	\$5,950,840	\$5,416,753	\$5,416,753



Expenditures by Expense Type

This section provides a summary of expenditures by type to provide context on categorical spending.

Budgeted Expenditures by Expense Type



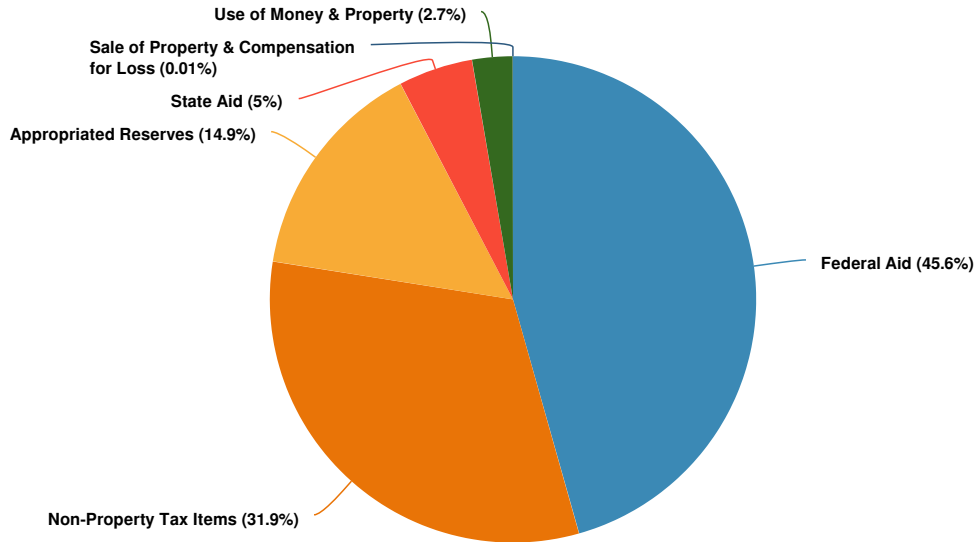
Name	FY2020 Actual	FY2021 Adopted Budget	FY2021 Amended Budget	FY2022 Executive Budget	FY2022 Adopted Budget
Expense Objects					
Regular Pay	\$1,544,508	\$1,605,645	\$1,690,604	\$1,764,370	\$1,764,370
Part Time Pay	\$74,820	\$111,180	\$577,855	\$612,602	\$612,602
Overtime Pay	\$153,851	\$185,743	\$234,743	\$205,000	\$205,000
Contractual Pays	\$143,404	\$162,722	\$201,722	\$143,800	\$143,800
Office Equipment	\$0	\$3,300	\$3,300	\$3,300	\$3,300
Other Equipment & Capital Outlays	\$50,943	\$524,819	\$461,512	\$691,000	\$691,000
Supplies	\$550,129	\$17,995	\$682,290	\$133,190	\$133,190
Building Maint & Repair	\$1,717	\$1,865	\$1,165	\$1,865	\$1,865
Professional Services	\$688,600	\$41,440	\$870,740	\$61,440	\$61,440
Leases/Rental	\$137,775	\$206,735	\$206,735	\$212,181	\$212,181
Conference Expenses	\$1,112	\$5,450	\$5,100	\$14,300	\$14,300
Travel	\$150	\$1,090	\$1,090	\$690	\$690
Misc Contractual Expense	\$2,134	\$5,150	\$10,872	\$5,300	\$5,300
Communication Expenses	\$171,242	\$289,176	\$194,176	\$291,036	\$291,036
Maintenance	\$191,858	\$259,276	\$253,176	\$270,792	\$270,792
Retirement	\$284,599	\$288,793	\$288,793	\$245,195	\$245,195
Social Security/FICA	\$141,632	\$157,995	\$242,605	\$208,522	\$208,522
Health Insurance	\$484,882	\$519,363	\$24,363	\$552,170	\$552,170
Total Expense Objects:	\$4,623,354	\$4,387,737	\$5,950,840	\$5,416,753	\$5,416,753



Revenues by Source

This section provides a detailed listing of revenues by source and account.

Projected 2022 Revenues by Source



Name	Account ID	FY2020 Actual	FY2021 Adopted Budget	FY2021 Amended Budget	FY2022 Executive Budget	FY2022 Adopted Budget
Revenue Source						
Non-Property Tax Items						
Non-Property Tax Items Emergency Tel. System Surcharge	AA.3020.1800-3100.1140	\$776,317	\$805,000	\$805,000	\$805,000	\$805,000
Total Non-Property Tax Items:		\$776,317	\$805,000	\$805,000	\$805,000	\$805,000
Intergovernmental Charges						
Intergovernmental Charges Public Safety Services-Other Gov	AA.3020.1800-3200.2260	\$25,000	\$0	\$0		\$0
Total Intergovernmental Charges:		\$25,000	\$0	\$0		\$0
Use of Money & Property						
Use of Money & Property Rental of Real Property	AA.3020.1800-3240.2410	\$43,120	\$47,983	\$47,983	\$67,794	\$67,794
Total Use of Money & Property:		\$43,120	\$47,983	\$47,983	\$67,794	\$67,794
Sale of Property & Compensation for Loss						
Sale of Property & Compensation for Loss Minor Sales - Other	AA.3020.1800-3270.2655	\$194	\$250	\$250	\$250	\$250
Total Sale of Property & Compensation for Loss:		\$194	\$250	\$250	\$250	\$250
Miscellaneous Local Sources						



Name	Account ID	FY2020 Actual	FY2021 Adopted Budget	FY2021 Amended Budget	FY2022 Executive Budget	FY2022 Adopted Budget
Miscellaneous Local Sources Unclassified Revenues	AA.3020.1800- 3280.2770	\$188	\$0	\$0		\$0
Total Miscellaneous Local Sources:		\$188	\$0	\$0		\$0
State Aid						
State Aid Other Public Safety	AA.3020.1800- 3300.3389	\$183,012	\$123,664	\$123,664	\$125,000	\$125,000
Total State Aid:		\$183,012	\$123,664	\$123,664	\$125,000	\$125,000
Federal Aid						
Federal Aid Other Public Safety	AA.3020.1800- 3400.4389	\$162,828	\$508,761	\$1,002,836	\$652,000	\$652,000
Federal Aid Other Public Safety	AA.3020.1805- 3400.4389			\$0	\$500,000	\$500,000
Total Federal Aid:		\$162,828	\$508,761	\$1,002,836	\$1,152,000	\$1,152,000
Appropriated Reserves						
Appropriated Reserves E-911 Surcharges	AA.3020.1800- 3900.9995	\$0	\$852,885	\$852,885	\$375,000	\$375,000
Total Appropriated Reserves:		\$0	\$852,885	\$852,885	\$375,000	\$375,000
Total Revenue Source:		\$1,190,659	\$2,338,543	\$2,832,618	\$2,525,044	\$2,525,044

Department Position Summary - Emergency Management - Emergency Communications E-911 (A3020)

A3020		Emergency Communications - E911				
Division	Position #	Title	2021 Adopted	2022 Executive Recommended	2022 Adopted	
1800	30201001	DIR EC/EM	100,955	103,584	103,584	
	30201002	DEP DIR FC	69,384	75,198	75,198	
	30201003	DEP DIR EM	69,384	75,198	75,198	
	30201004	DEP DIR EM	69,384	75,198	75,198	
	30201009	EM SR D II	56,982	63,115	63,115	
	30201010	EM SR D II	57,796	63,544	63,544	
	30201011	EM SR D II	59,696	65,631	65,631	
	30201012	EM SR D I	47,700	53,591	53,591	
	30201013	EM SR D I	47,700	57,391	57,391	
	30201014	EM SR D I	54,939	60,861	60,861	
	30201015	EM SR D I	48,448	54,502	54,502	
	30201016	EM SR D I	54,622	60,112	60,112	
	30201017	EM SR D I	55,374	61,470	61,470	
	30201018	EM SR D I	56,236	62,026	62,026	
	30201019	EM SR D I	54,622	60,112	60,112	
	30201020	EM SR D I	48,184	54,219	54,219	
	30201021	EM SR D II	57,796	63,544	63,544	
	30201023	EM SR D I	54,622	60,112	60,112	
	30201024	CON SEC EC	55,303	56,748	56,748	
	30201025	EM SR D I	53,405	59,322	59,322	
	30201026	EM SR D I	52,312	58,011	58,011	
	30201027	EM SR D I	54,622	60,112	60,112	
	30201028	EM SR D I	56,500	62,026	62,026	
	30201029	EM SR D I	50,010	56,215	56,215	
	30201030	EM SR D I	55,299	60,861	60,861	
	30201031	EM SR D II	57,796	63,544	63,544	
	30201032	EM SR D I	51,952	58,011	58,011	
	30201033	EM SR D I	<u>54,622</u>	<u>60,112</u>	<u>60,112</u>	
	Total Full Time Salary		1,605,645	1,764,370	1,764,370	
	Other Part Time Pay		<u>111,180</u>	<u>112,602</u>	<u>112,602</u>	
	Division Total		<u>1,716,825</u>	<u>1,876,972</u>	<u>1,876,972</u>	
	1805	Other Part Time Pay		<u>0</u>	<u>500,000</u>	<u>500,000</u>
		Division Total		<u>0</u>	<u>500,000</u>	<u>500,000</u>
Department Total		1,716,825	2,376,972	2,376,972		
Total Benefited Employees		28	28	28		



Emergency Services - Fire Protection (3410)

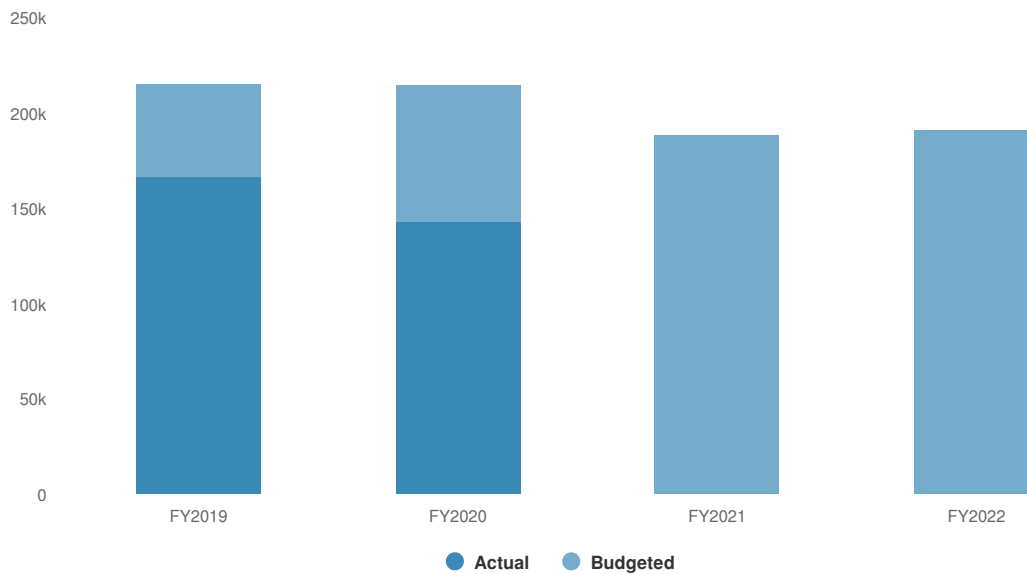
Everett Erichsen
Director

Expenditures Summary

The Expenditures Summary provides a comparison between the 2022 Adopted Budget and the 2021 Amended Budget.

\$191,285 **\$2,707**
(1.44% vs. prior year)

Emergency Services - Fire Protection (3410) Proposed and Historical Budget vs. Actual



Expenditures by Division and/or Account

This section provides expenditures by division and account to provide the necessary detail required as part of the Adopted Budget.

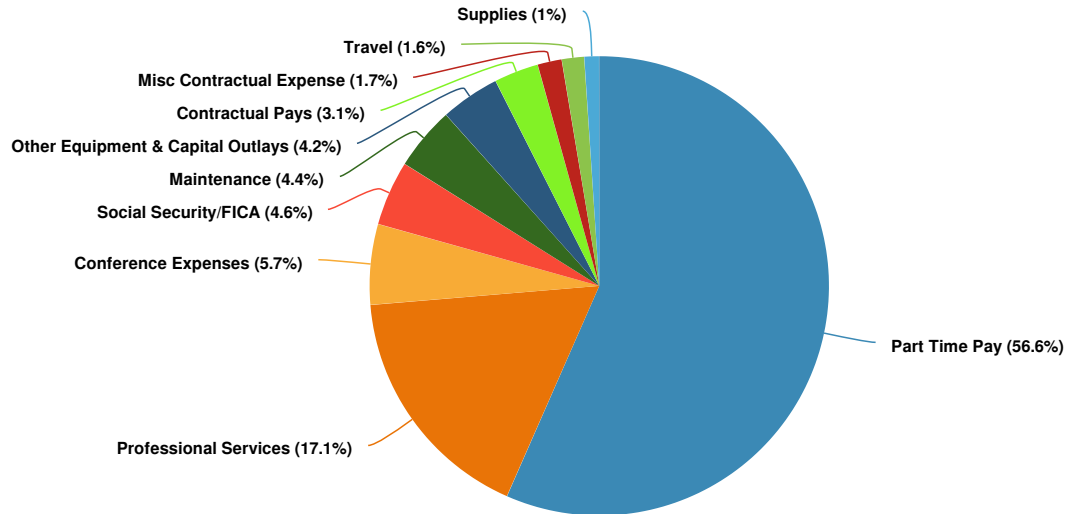
Name	Account ID	FY2020 Actual	FY2021 Adopted Budget	FY2021 Amended Budget	FY2022 Executive Budget	FY2022 Adopted Budget
Expenditures						
Public Safety						
Fire Protection						
Fire Coordinator						
Part Time Pay Part Time Pay	AA.3410.1940-1400.1400	\$54,432	\$82,875	\$82,875	\$108,245	\$108,245
Contractual Pays Stipend Pay	AA.3410.1940-1420.1460	\$4,800	\$6,000	\$6,000	\$6,000	\$6,000
Other Equipment & Capital Outlays Law Enforcement Equipment	AA.3410.1940-2300.2360	\$11,842	\$0	\$32,255	\$0	\$0
Other Equipment & Capital Outlays Other Equipment	AA.3410.1940-2300.2500	\$41,358	\$8,000	\$17,004	\$8,000	\$8,000
Supplies Auto Fuel	AA.3410.1940-4000.4000	\$2,797	\$7,200	\$7,200	\$0	\$0
Supplies Office	AA.3410.1940-4000.4025	\$309	\$500	\$500	\$500	\$500
Supplies Other General	AA.3410.1940-4000.4030	\$773	\$1,500	\$1,500	\$1,500	\$1,500
Professional Services Education/Training	AA.3410.1940-4300.4345	\$5,155	\$14,700	\$8,700	\$32,700	\$32,700
Conference Expenses Con Exp	AA.3410.1940-4580.4580	\$0	\$10,850	\$10,850	\$10,850	\$10,850
Travel Trvl	AA.3410.1940-4590.4590	\$2,787	\$3,000	\$3,000	\$3,000	\$3,000
Misc Contractual Expense Memberships	AA.3410.1940-4600.4625	\$1,725	\$2,040	\$2,040	\$2,040	\$2,040
Misc Contractual Expense Periodicals	AA.3410.1940-4600.4635	\$138	\$210	\$355	\$210	\$210
Misc Contractual Expense Recognition & Awards	AA.3410.1940-4600.4655	\$210	\$0	\$0		\$0
Misc Contractual Expense Other	AA.3410.1940-4600.4660	\$0	\$1,000	\$1,000	\$1,000	\$1,000
Maintenance Repair & Maintenance - Equipment	AA.3410.1940-4690.4695	\$12,350	\$8,500	\$8,500	\$8,500	\$8,500
Social Security/FICA SS/FICA	AA.3410.1940-8010.8010	\$4,531	\$6,800	\$6,800	\$8,740	\$8,740
Total Fire Coordinator:		\$143,206	\$153,175	\$188,578	\$191,285	\$191,285
Total Fire Protection:		\$143,206	\$153,175	\$188,578	\$191,285	\$191,285
Total Public Safety:		\$143,206	\$153,175	\$188,578	\$191,285	\$191,285
Total Expenditures:		\$143,206	\$153,175	\$188,578	\$191,285	\$191,285



Expenditures by Expense Type

This section provides a summary of expenditures by type to provide context on categorical spending.

Budgeted Expenditures by Expense Type



Name	FY2020 Actual	FY2021 Adopted Budget	FY2021 Amended Budget	FY2022 Executive Budget	FY2022 Adopted Budget
Expense Objects					
Part Time Pay	\$54,432	\$82,875	\$82,875	\$108,245	\$108,245
Contractual Pays	\$4,800	\$6,000	\$6,000	\$6,000	\$6,000
Other Equipment & Capital Outlays	\$53,200	\$8,000	\$49,259	\$8,000	\$8,000
Supplies	\$3,879	\$9,200	\$9,200	\$2,000	\$2,000
Professional Services	\$5,155	\$14,700	\$8,700	\$32,700	\$32,700
Conference Expenses	\$0	\$10,850	\$10,850	\$10,850	\$10,850
Travel	\$2,787	\$3,000	\$3,000	\$3,000	\$3,000
Misc Contractual Expense	\$2,073	\$3,250	\$3,395	\$3,250	\$3,250
Maintenance	\$12,350	\$8,500	\$8,500	\$8,500	\$8,500
Social Security/FICA	\$4,531	\$6,800	\$6,800	\$8,740	\$8,740
Total Expense Objects:	\$143,206	\$153,175	\$188,578	\$191,285	\$191,285



Department Position Summary - Emergency Management - Fire Coordinator (A3410)

A3410			Fire Coordinator		
Division	Position #	Title	2021 Adopted	2022 Executive Recommended	2022 Adopted
1940					
		Other Part Time Pay	82,875	108,245	108,245
		Other Stipend Pay	<u>6,000</u>	<u>6,000</u>	<u>6,000</u>
		Division Total	<u>88,875</u>	<u>114,245</u>	<u>114,245</u>
		Department Total	88,875	114,245	114,245
		Total Benefited Employees	0	0	0

Emergency Services - Arson Task Force (3411)

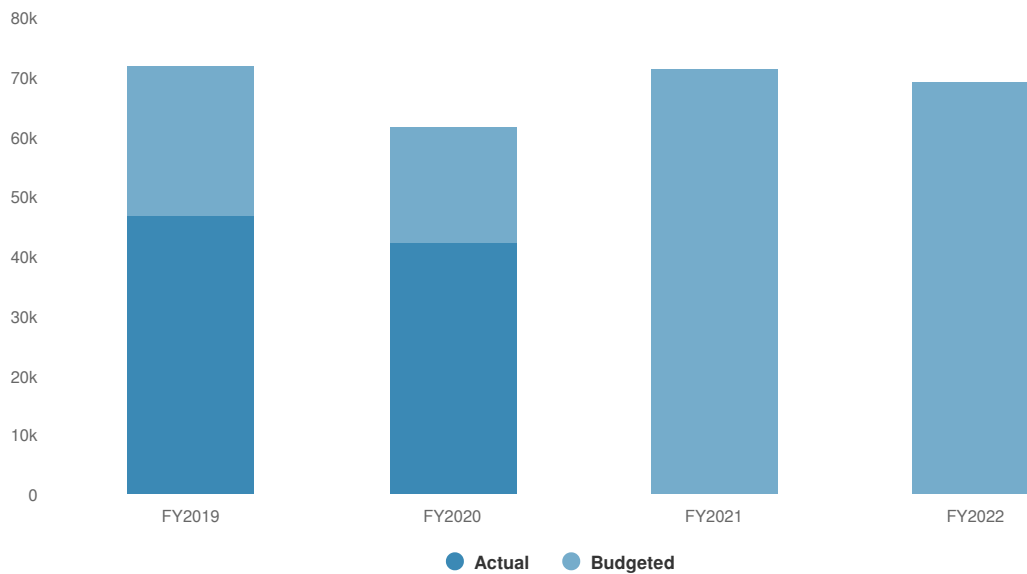
Everett Erichsen
Director

Expenditures Summary

The Expenditures Summary provides a comparison between the 2022 Adopted Budget and the 2021 Amended Budget.

\$69,136 **-\$2,379**
(-3.33% vs. prior year)

Emergency Services - Arson Task Force (3411) Proposed and Historical Budget vs. Actual



Expenditures by Division and/or Account

This section provides expenditures by division and account to provide the necessary detail required as part of the Adopted Budget.

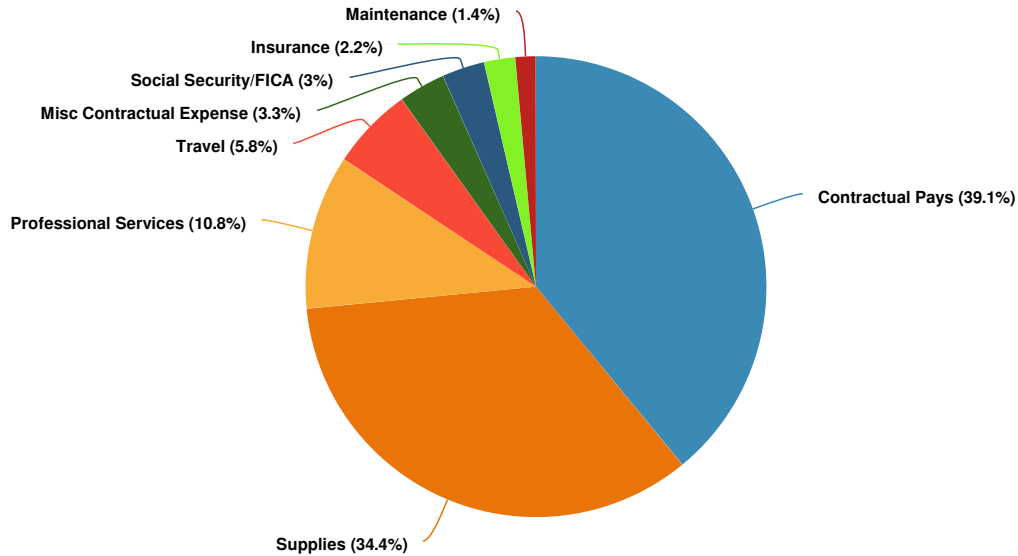
Name	Account ID	FY2020 Actual	FY2021 Adopted Budget	FY2021 Amended Budget	FY2022 Executive Budget	FY2022 Adopted Budget
Expenditures						
Public Safety						
Arson Task Force						
Contractual Pays Stipend Pay	AA.3411.1950-1420.1460	\$20,262	\$27,000	\$27,000	\$27,000	\$27,000
Other Equipment & Capital Outlays Law Enforcement Equipment	AA.3411.1950-2300.2360			-\$1,200	\$0	\$0
Other Equipment & Capital Outlays Other Equipment	AA.3411.1950-2300.2500		\$181,200	\$3,700	\$0	\$0
Supplies Auto Fuel	AA.3411.1950-4000.4000	\$1,371	\$3,500	\$3,500	\$0	\$0
Supplies Auto Parts	AA.3411.1950-4000.4005	\$0	\$1,000	\$1,000	\$1,000	\$1,000
Supplies Office	AA.3411.1950-4000.4025	\$0	\$300	\$300	\$300	\$300
Supplies Other General	AA.3411.1950-4000.4030	\$16,930	\$17,200	\$18,879	\$22,500	\$22,500
Professional Services Education/Training	AA.3411.1950-4300.4345	\$0	\$7,500	\$7,500	\$7,500	\$7,500
Insurance Administrative	AA.3411.1950-4510.4510	\$1,457	\$1,500	\$1,500	\$1,500	\$1,500
Travel Trvl	AA.3411.1950-4590.4590	\$325	\$4,000	\$4,000	\$4,000	\$4,000
Misc Contractual Expense Memberships	AA.3411.1950-4600.4625	\$475	\$1,760	\$1,760	\$1,760	\$1,760
Misc Contractual Expense Periodicals	AA.3411.1950-4600.4635	\$0	\$510	\$510	\$510	\$510
Maintenance Repair & Maintenance - Equipment	AA.3411.1950-4690.4695	\$0	\$1,000	\$1,000	\$1,000	\$1,000
Social Security/FICA SS/FICA	AA.3411.1950-8010.8010	\$1,550	\$2,066	\$2,066	\$2,066	\$2,066
Total Arson Task Force:		\$42,370	\$248,536	\$71,515	\$69,136	\$69,136
Total Public Safety:		\$42,370	\$248,536	\$71,515	\$69,136	\$69,136
Total Expenditures:		\$42,370	\$248,536	\$71,515	\$69,136	\$69,136



Expenditures by Expense Type

This section provides a summary of expenditures by type to provide context on categorical spending.

Budgeted Expenditures by Expense Type



Name	FY2020 Actual	FY2021 Adopted Budget	FY2021 Amended Budget	FY2022 Executive Budget	FY2022 Adopted Budget
Expense Objects					
Contractual Pays	\$20,262	\$27,000	\$27,000	\$27,000	\$27,000
Other Equipment & Capital Outlays		\$181,200	\$2,500	\$0	\$0
Supplies	\$18,301	\$22,000	\$23,679	\$23,800	\$23,800
Professional Services	\$0	\$7,500	\$7,500	\$7,500	\$7,500
Insurance	\$1,457	\$1,500	\$1,500	\$1,500	\$1,500
Travel	\$325	\$4,000	\$4,000	\$4,000	\$4,000
Misc Contractual Expense	\$475	\$2,270	\$2,270	\$2,270	\$2,270
Maintenance	\$0	\$1,000	\$1,000	\$1,000	\$1,000
Social Security/FICA	\$1,550	\$2,066	\$2,066	\$2,066	\$2,066
Total Expense Objects:	\$42,370	\$248,536	\$71,515	\$69,136	\$69,136

Revenues by Source

This section provides a detailed listing of revenues by source and account.

Name	Account ID	FY2020 Actual	FY2021 Adopted Budget	FY2021 Amended Budget	FY2022 Executive Budget	FY2022 Adopted Budget
Revenue Source						
Federal Aid						
Federal Aid Other Public Safety	AA.3411.1950- 3400.4389		\$172,570	\$172,570	\$0	\$0
Total Federal Aid:			\$172,570	\$172,570	\$0	\$0
Total Revenue Source:		\$0	\$172,570	\$172,570	\$0	\$0

Department Position Summary - Emergency Management - Arson Task Force (3411)

A3411		Arson Task Force			
Division	Position #	Title	2021 Adopted	2022 Executive Recommended	2022 Adopted
1950					
		Other Stipend Pay	<u>27,000</u>	<u>27,000</u>	<u>27,000</u>
		Division Total	<u>27,000</u>	<u>27,000</u>	<u>27,000</u>
		Department Total	27,000	27,000	27,000
		Total Benefited Employees	0	0	0

Office of Employment and Training - Job Training Administration (6290)

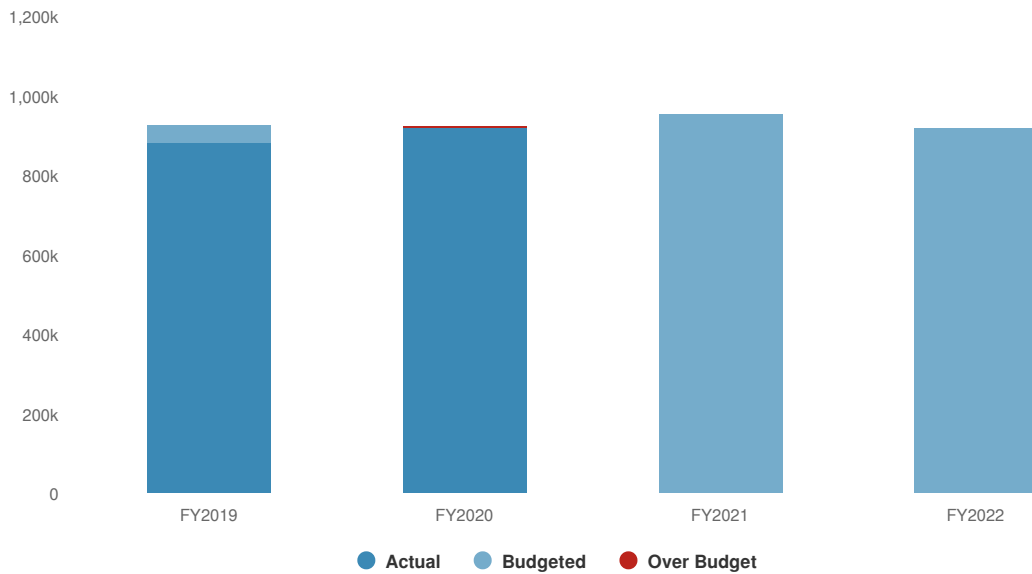
Tomasine Oliphant
Director

Expenditures Summary

The Expenditures Summary provides a comparison between the 2022 Adopted Budget and the 2021 Amended Budget.

\$919,895 **-\$33,764**
(-3.54% vs. prior year)

Office of Employment and Training - Job Training Administration (6290) Proposed and Historical Budget vs. Actual



Expenditures by Division and/or Account

This section provides expenditures by division and account to provide the necessary detail required as part of the Adopted Budget.

Name	Account ID	FY2020 Actual	FY2021 Adopted Budget	FY2021 Amended Budget	FY2022 Executive Budget	FY2022 Adopted Budget
Expenditures						
Economic Assistance and Opportunity						
Administration						
Regular Pay Regular Pay	BB.6290.2941-1300.1300	\$507,229	\$483,043	\$503,976	\$538,634	\$538,634
Part Time Pay Part Time Pay	BB.6290.2941-1400.1400	\$0	\$29,409	\$47,957	\$32,056	\$32,056
Overtime Pay Overtime Pay	BB.6290.2941-1410.1410	\$0		\$900		\$0
Contractual Pays Longevity Pay	BB.6290.2941-1420.1440	\$5,500	\$3,875	\$3,875	\$6,000	\$6,000
Contractual Pays Retro Pay	BB.6290.2941-1420.1465			\$9,600		\$0
Contractual Pays Separation Pay	BB.6290.2941-1420.1500	\$56,554	\$28,200	\$27,700	\$0	\$0
Computer Equipment Computer Equipment	BB.6290.2941-2200.2200	\$27,679	\$0	\$448	\$0	\$0
Supplies Office	BB.6290.2941-4000.4025	\$2,902	\$4,000	\$4,474	\$4,000	\$4,000
Supplies Other General	BB.6290.2941-4000.4030	\$3,975	\$2,250	\$2,250	\$2,250	\$2,250
Professional Services Advertising	BB.6290.2941-4300.4325	\$608	\$2,000	\$2,000	\$2,000	\$2,000
Professional Services Interpretor	BB.6290.2941-4300.4405	\$35	\$150	\$150	\$150	\$150
Professional Services Other Fees	BB.6290.2941-4300.4505	\$4,509	\$9,100	\$9,100	\$5,000	\$5,000
Leases/Rental Equipment	BB.6290.2941-4570.4573	\$2,450	\$2,850	\$2,850	\$3,800	\$3,800
Conference Expenses Con Exp	BB.6290.2941-4580.4580	\$3,158	\$6,000	\$6,000	\$6,000	\$6,000
Travel Trvl	BB.6290.2941-4590.4590	\$1,164	\$2,000	\$2,000	\$2,500	\$2,500
Misc Contractual Expense Memberships	BB.6290.2941-4600.4625	\$0	\$3,500	\$3,500	\$3,500	\$3,500
Misc Contractual Expense Periodicals	BB.6290.2941-4600.4635	\$810	\$760	\$760	\$1,500	\$1,500
Misc Contractual Expense Postage	BB.6290.2941-4600.4645	\$820	\$2,750	\$2,750	\$2,750	\$2,750
Misc Contractual Expense Printing Service	BB.6290.2941-4600.4650	\$0	\$3,500	\$3,500	\$3,500	\$3,500
Communication Expenses Telephone Services	BB.6290.2941-4670.4680	\$719	\$1,300	\$1,300	\$1,300	\$1,300
Maintenance Repair & Maintenance - Equipment	BB.6290.2941-4690.4695	\$2,484	\$2,550	\$2,550	\$0	\$0

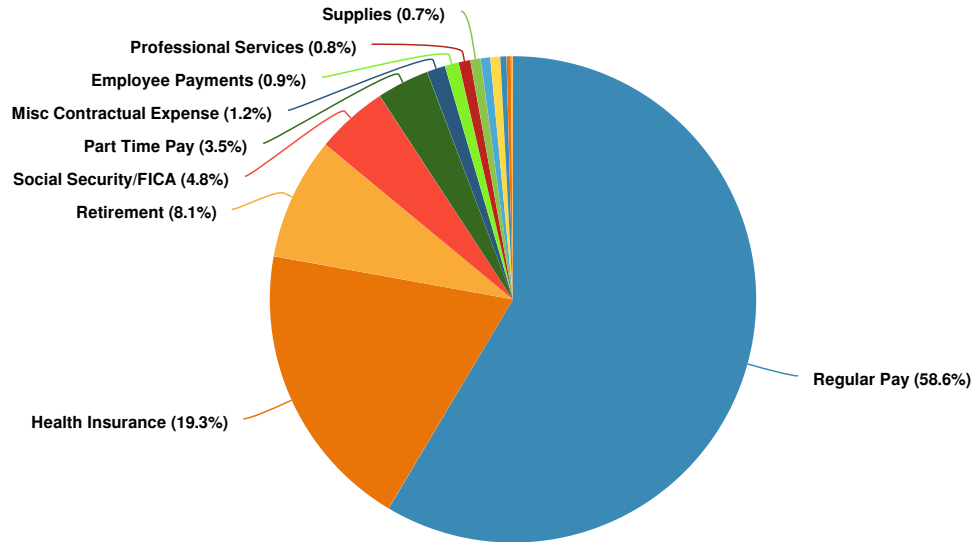


Name	Account ID	FY2020 Actual	FY2021 Adopted Budget	FY2021 Amended Budget	FY2022 Executive Budget	FY2022 Adopted Budget
Retirement Ret	BB.6290.2941- 8000.8000	\$84,535	\$86,881	\$86,881	\$74,854	\$74,854
Social Security/FICA SS/FICA	BB.6290.2941- 8010.8010	\$42,755	\$41,733	\$42,498	\$44,117	\$44,117
Health Insurance Dental	BB.6290.2941- 8020.8020	\$6,949	\$8,325	\$8,325	\$8,808	\$8,808
Health Insurance Hospital & Medical	BB.6290.2941- 8020.8035	\$147,314	\$157,448	\$157,448	\$167,442	\$167,442
Health Insurance Optical	BB.6290.2941- 8020.8055	\$1,593	\$1,166	\$1,166	\$1,234	\$1,234
Employee Payments Sick Time Buyback	BB.6290.2941- 8060.8065	\$6,657	\$6,500	\$6,500	\$6,000	\$6,000
Employee Payments Vacation Buy Back	BB.6290.2941- 8060.8080	\$1,258	\$0	\$0	\$2,500	\$2,500
Workers' Compensation WC	BB.6290.2941- 8100.8100	\$11,513	\$12,000	\$12,000	\$0	\$0
Other Benefits Disability Insurance	BB.6290.2941- 8150.8150	\$1,117	\$1,200	\$1,200	\$0	\$0
Total Administration:		\$924,287	\$902,490	\$953,659	\$919,895	\$919,895
Total Economic Assistance and Opportunity:		\$924,287	\$902,490	\$953,659	\$919,895	\$919,895
Total Expenditures:		\$924,287	\$902,490	\$953,659	\$919,895	\$919,895

Expenditures by Expense Type

This section provides a summary of expenditures by type to provide context on categorical spending.

Budgeted Expenditures by Expense Type



Name	FY2020 Actual	FY2021 Adopted Budget	FY2021 Amended Budget	FY2022 Executive Budget	FY2022 Adopted Budget
Expense Objects					
Regular Pay	\$507,229	\$483,043	\$503,976	\$538,634	\$538,634
Part Time Pay	\$0	\$29,409	\$47,957	\$32,056	\$32,056
Overtime Pay	\$0		\$900		\$0
Contractual Pays	\$62,054	\$32,075	\$41,175	\$6,000	\$6,000
Computer Equipment	\$27,679	\$0	\$448	\$0	\$0
Supplies	\$6,877	\$6,250	\$6,724	\$6,250	\$6,250
Professional Services	\$5,152	\$11,250	\$11,250	\$7,150	\$7,150
Leases/Rental	\$2,450	\$2,850	\$2,850	\$3,800	\$3,800
Conference Expenses	\$3,158	\$6,000	\$6,000	\$6,000	\$6,000
Travel	\$1,164	\$2,000	\$2,000	\$2,500	\$2,500
Misc Contractual Expense	\$1,630	\$10,510	\$10,510	\$11,250	\$11,250
Communication Expenses	\$719	\$1,300	\$1,300	\$1,300	\$1,300
Maintenance	\$2,484	\$2,550	\$2,550	\$0	\$0
Retirement	\$84,535	\$86,881	\$86,881	\$74,854	\$74,854
Social Security/FICA	\$42,755	\$41,733	\$42,498	\$44,117	\$44,117
Health Insurance	\$155,857	\$166,939	\$166,939	\$177,484	\$177,484
Employee Payments	\$7,915	\$6,500	\$6,500	\$8,500	\$8,500
Workers' Compensation	\$11,513	\$12,000	\$12,000	\$0	\$0
Other Benefits	\$1,117	\$1,200	\$1,200	\$0	\$0



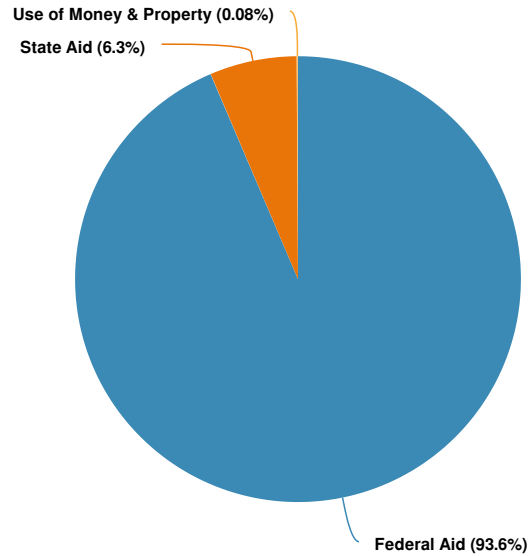
Name	FY2020 Actual	FY2021 Adopted Budget	FY2021 Amended Budget	FY2022 Executive Budget	FY2022 Adopted Budget
Total Expense Objects:	\$924,287	\$902,490	\$953,659	\$919,895	\$919,895



Revenues by Source

This section provides a detailed listing of revenues by source and account.

Projected 2022 Revenues by Source



Name	Account ID	FY2020 Actual	FY2021 Adopted Budget	FY2021 Amended Budget	FY2022 Executive Budget	FY2022 Adopted Budget
Revenue Source						
Use of Money & Property						
Use of Money & Property Interest and Earnings	BB.6290.2941-3240.2401	\$2,295	\$2,000	\$2,000	\$750	\$750
Total Use of Money & Property:		\$2,295	\$2,000	\$2,000	\$750	\$750
State Aid						
State Aid Other-Home & Community Svces	BB.6290.2941-3300.3989	\$58,789	\$57,650	\$76,198	\$58,150	\$58,150
Total State Aid:		\$58,789	\$57,650	\$76,198	\$58,150	\$58,150
Federal Aid						
Federal Aid Job Training Partnership	BB.6290.2941-3400.4790	\$859,200	\$842,840	\$842,840	\$860,995	\$860,995
Total Federal Aid:		\$859,200	\$842,840	\$842,840	\$860,995	\$860,995
Total Revenue Source:		\$920,284	\$902,490	\$921,038	\$919,895	\$919,895



Department Position Summary - Office of Employment and Training (B6290)

B6290		Office of Employment & Training			
Division	Position #	Title	2021 Adopted	2022 Executive Recommended	2022 Adopted
2941					
	62901002	DIR OET	76,405	78,387	78,387
	62901041	DEP DIR ET	65,662	67,376	67,376
	62901131	E&T COORD	44,280	52,775	52,775
	62901138	E&T COORD	46,975	52,821	52,821
	62901170	E&T COORD	54,755	60,207	60,207
	62901172	WRK FRC CO	55,906	61,261	61,261
	62901175	DIS RES CD	42,810	51,747	51,747
	62901180	E&T AST	46,921	0	0
	62901180	E&T COORD	0	60,115	60,115
	62901351	ADM AIDE/T	<u>49,329</u>	<u>53,945</u>	<u>53,945</u>
	Total Full Time Salary		483,043	538,634	538,634
	Other Part Time Pay		<u>29,409</u>	<u>32,056</u>	<u>32,056</u>
	Division Total		<u>512,452</u>	<u>570,690</u>	<u>570,690</u>
	Department Total		512,452	570,690	570,690



Office of Employment and Training - Job Training Participant Support (6291)

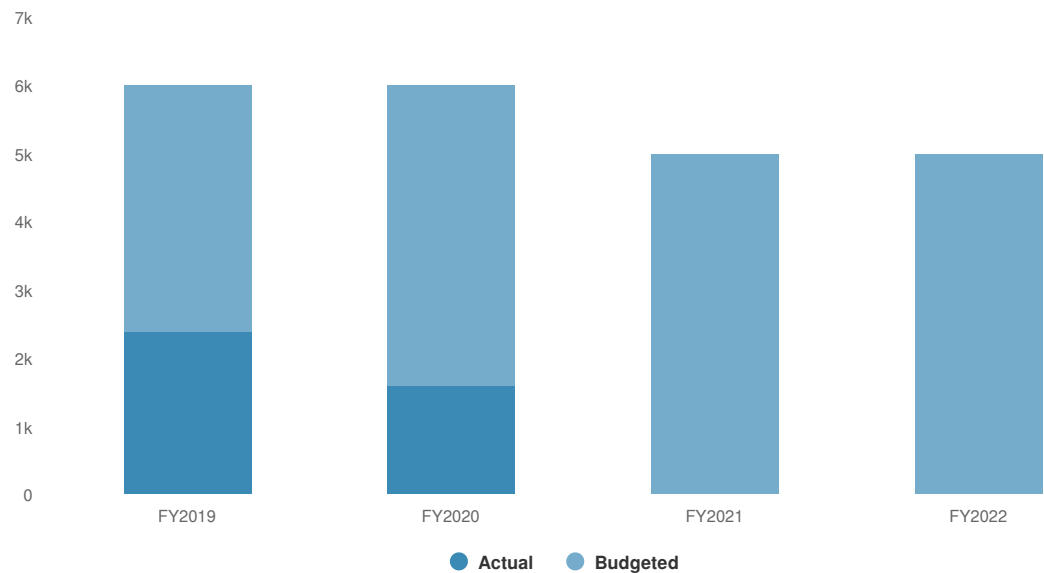
Tomasine Oliphant
Director

Expenditures Summary

The Expenditures Summary provides a comparison between the 2022 Adopted Budget and the 2021 Amended Budget.

\$5,000 **\$0**
(0% vs. prior year)

Office of Employment and Training - Job Training Participant Support (6291) Proposed and Historical Budget vs. Actual



Expenditures by Division and/or Account

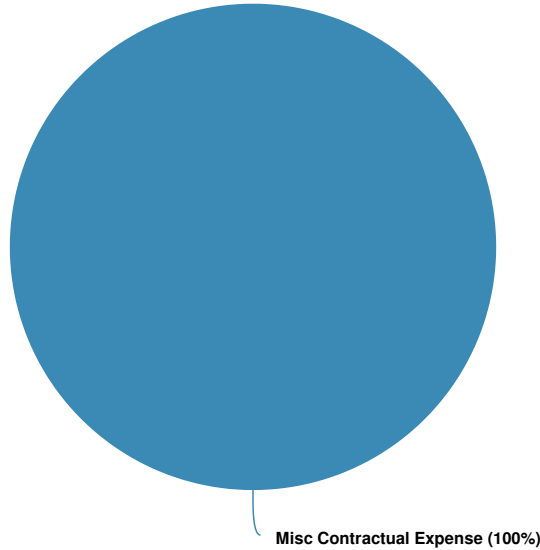
This section provides expenditures by division and account to provide the necessary detail required as part of the Adopted Budget.

Name	Account ID	FY2020 Actual	FY2021 Adopted Budget	FY2021 Amended Budget	FY2022 Executive Budget	FY2022 Adopted Budget
Expenditures						
Economic Assistance and Opportunity						
Participant Support						
Misc Contractual Expense Other	BB.6291.2961-4600.4660	\$1,600	\$5,000	\$5,000	\$5,000	\$5,000
Total Participant Support:		\$1,600	\$5,000	\$5,000	\$5,000	\$5,000
Total Economic Assistance and Opportunity:		\$1,600	\$5,000	\$5,000	\$5,000	\$5,000
Total Expenditures:		\$1,600	\$5,000	\$5,000	\$5,000	\$5,000

Expenditures by Expense Type

This section provides a summary of expenditures by type to provide context on categorical spending.

Budgeted Expenditures by Expense Type

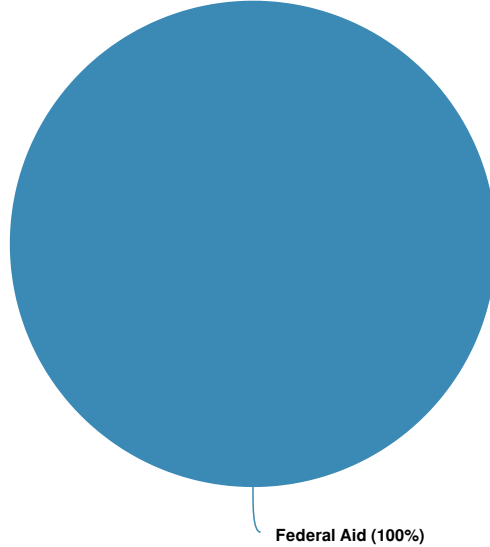


Name	FY2020 Actual	FY2021 Adopted Budget	FY2021 Amended Budget	FY2022 Executive Budget	FY2022 Adopted Budget
Expense Objects					
Misc Contractual Expense	\$1,600	\$5,000	\$5,000	\$5,000	\$5,000
Total Expense Objects:	\$1,600	\$5,000	\$5,000	\$5,000	\$5,000

Revenues by Source

This section provides a detailed listing of revenues by source and account.

Projected 2022 Revenues by Source



Name	Account ID	FY2020 Actual	FY2021 Adopted Budget	FY2021 Amended Budget	FY2022 Executive Budget	FY2022 Adopted Budget
Revenue Source						
Federal Aid						
Federal Aid Job Training Partnership	BB.6291.2961-3400.4790	\$1,300	\$5,000	\$5,000	\$5,000	\$5,000
Total Federal Aid:		\$1,300	\$5,000	\$5,000	\$5,000	\$5,000
Total Revenue Source:		\$1,300	\$5,000	\$5,000	\$5,000	\$5,000

Office of Employment and Training - Job Training and Services (6292)

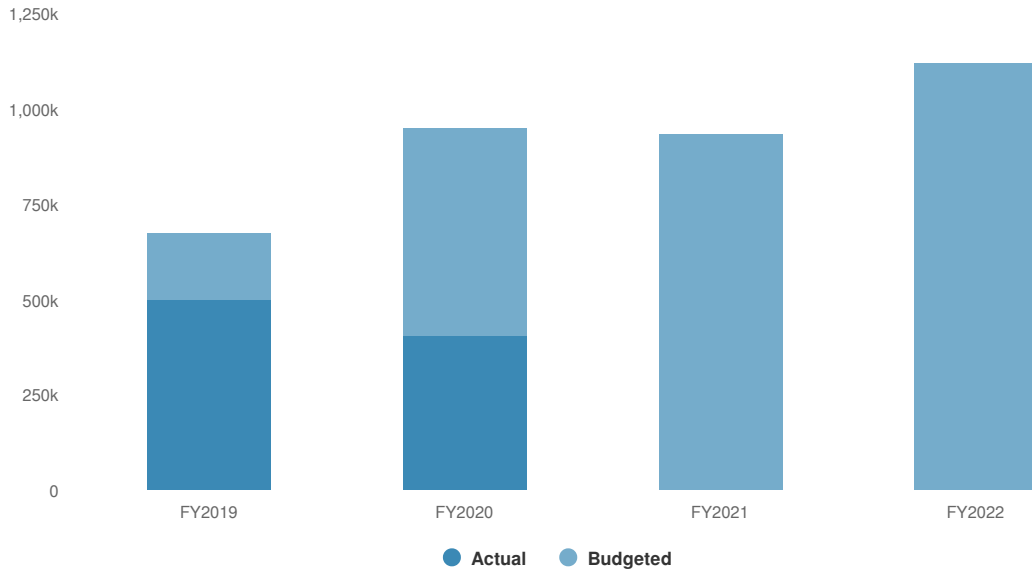
Tomasine Oliphant
Director

Expenditures Summary

The Expenditures Summary provides a comparison between the 2022 Adopted Budget and the 2021 Amended Budget.

\$1,121,550 **\$185,000**
(19.75% vs. prior year)

Office of Employment and Training - Job Training and Services (6292) Proposed and Historical Budget vs. Actual



Expenditures by Division and/or Account

This section provides expenditures by division and account to provide the necessary detail required as part of the Adopted Budget.

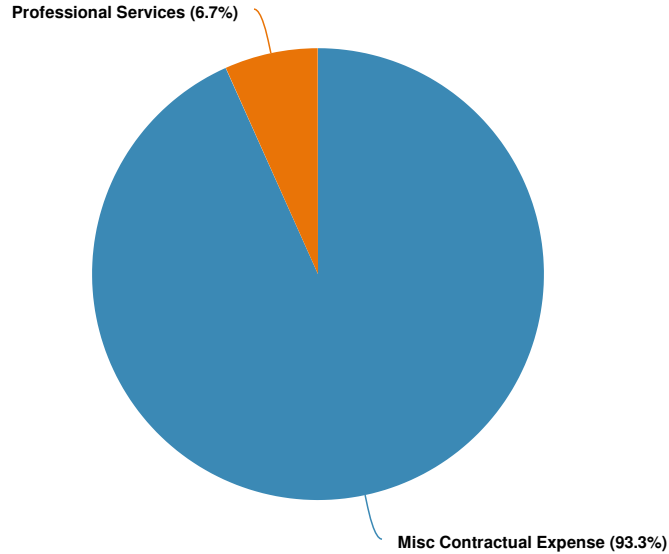
Name	Account ID	FY2020 Actual	FY2021 Adopted Budget	FY2021 Amended Budget	FY2022 Executive Budget	FY2022 Adopted Budget
Expenditures						
Economic Assistance and Opportunity						
Job Training and Services						
Training Services						
Professional Services Other Fees	BB.6292.2980-4300.4505	\$13,200	\$75,000	\$75,000	\$75,000	\$75,000
Misc Contractual Expense Other	BB.6292.2980-4600.4660	\$390,960	\$798,550	\$861,550	\$1,046,550	\$1,046,550
Total Training Services:		\$404,160	\$873,550	\$936,550	\$1,121,550	\$1,121,550
Total Job Training and Services:		\$404,160	\$873,550	\$936,550	\$1,121,550	\$1,121,550
Total Economic Assistance and Opportunity:		\$404,160	\$873,550	\$936,550	\$1,121,550	\$1,121,550
Total Expenditures:		\$404,160	\$873,550	\$936,550	\$1,121,550	\$1,121,550



Expenditures by Expense Type

This section provides a summary of expenditures by type to provide context on categorical spending.

Budgeted Expenditures by Expense Type

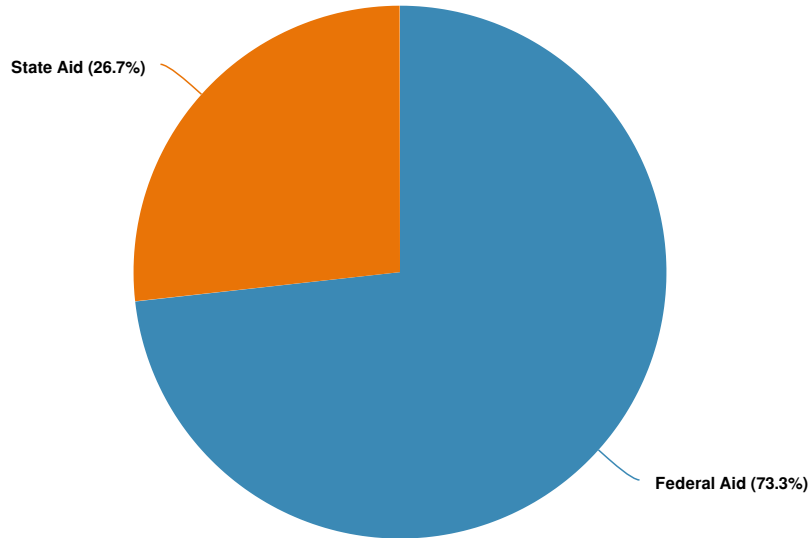


Name	FY2020 Actual	FY2021 Adopted Budget	FY2021 Amended Budget	FY2022 Executive Budget	FY2022 Adopted Budget
Expense Objects					
Professional Services	\$13,200	\$75,000	\$75,000	\$75,000	\$75,000
Misc Contractual Expense	\$390,960	\$798,550	\$861,550	\$1,046,550	\$1,046,550
Total Expense Objects:	\$404,160	\$873,550	\$936,550	\$1,121,550	\$1,121,550

Revenues by Source

This section provides a detailed listing of revenues by source and account.

Projected 2022 Revenues by Source



Name	Account ID	FY2020 Actual	FY2021 Adopted Budget	FY2021 Amended Budget	FY2022 Executive Budget	FY2022 Adopted Budget
Revenue Source						
State Aid						
State Aid Other-Home & Community Svcs	BB.6292.2980-3300.3989	\$291,479	\$275,000	\$338,000	\$300,000	\$300,000
Total State Aid:		\$291,479	\$275,000	\$338,000	\$300,000	\$300,000
Federal Aid						
Federal Aid Job Training Partnership	BB.6292.2980-3400.4790	\$209,628	\$598,550	\$598,550	\$821,550	\$821,550
Total Federal Aid:		\$209,628	\$598,550	\$598,550	\$821,550	\$821,550
Total Revenue Source:		\$501,107	\$873,550	\$936,550	\$1,121,550	\$1,121,550

Department of Environment (8090)

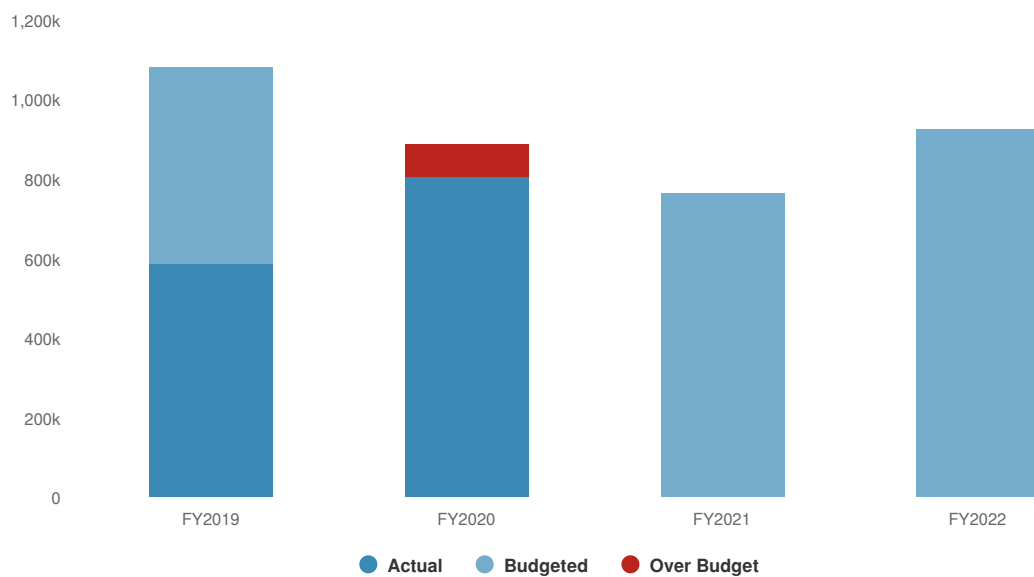
Nicholas Hvozda
Director

Expenditures Summary

The Expenditures Summary provides a comparison between the 2022 Adopted Budget and the 2021 Amended Budget.

\$928,892 **\$161,343**
(21.02% vs. prior year)

Department of Environment (8090) Proposed and Historical Budget vs. Actual



Expenditures by Division and/or Account

This section provides expenditures by division and account to provide the necessary detail required as part of the Adopted Budget.

Name	Account ID	FY2020 Actual	FY2021 Adopted Budget	FY2021 Amended Budget	FY2022 Executive Budget	FY2022 Adopted Budget
Expenditures						
Home and Community Services						
Environment						
Regular Pay Regular Pay	AA.8090.3552-1300.1300	\$307,772	\$309,198	\$348,993	\$388,379	\$396,879
Part Time Pay Part Time Pay	AA.8090.3552-1400.1400	\$5,366	\$10,000	\$10,000	\$10,000	\$10,000
Overtime Pay Overtime Pay	AA.8090.3552-1410.1410	\$4,071	\$0	\$0		\$0
Contractual Pays Longevity Pay	AA.8090.3552-1420.1440	\$5,000	\$6,000	\$6,000	\$6,000	\$6,000
Contractual Pays Retro Pay	AA.8090.3552-1420.1465			\$5,500		\$0
Other Equipment & Capital Outlays Other Equipment	AA.8090.3552-2300.2500	\$17,891	\$32,000	\$35,000	\$10,000	\$10,000
Supplies Office	AA.8090.3552-4000.4025	\$410	\$1,150	\$1,347	\$1,150	\$1,150
Supplies Program	AA.8090.3552-4000.4040	\$3,440	\$11,500	\$12,168	\$16,500	\$16,500
Professional Services Architectural	AA.8090.3552-4300.4330	\$111,562	\$0	\$24,931	\$0	\$0
Professional Services Education/Training	AA.8090.3552-4300.4345	-\$157	\$2,000	\$2,000	\$2,000	\$2,000
Professional Services Other Fees	AA.8090.3552-4300.4505	\$184,558	\$60,000	\$60,000	\$200,000	\$200,005
Conference Expenses Con Exp	AA.8090.3552-4580.4580	\$1,450	\$1,250	\$1,250	\$1,250	\$1,250
Travel Trvl	AA.8090.3552-4590.4590	\$750	\$1,750	\$1,750	\$2,250	\$2,250
Misc Contractual Expense Memberships	AA.8090.3552-4600.4625	\$2,040	\$2,200	\$2,200	\$2,700	\$2,700
Misc Contractual Expense Periodicals	AA.8090.3552-4600.4635	\$0	\$150	\$150	\$150	\$150
Misc Contractual Expense Printing Service	AA.8090.3552-4600.4650	\$589	\$11,400	\$12,059	\$14,400	\$14,400
Misc Contractual Expense Other	AA.8090.3552-4600.4660	\$87,818	\$54,150	\$54,150	\$59,468	\$59,468
Maintenance Software	AA.8090.3552-4690.4700		\$1,200	\$1,200	\$1,200	\$1,200
Retirement Ret	AA.8090.3552-8000.8000	\$47,846	\$55,613	\$60,515	\$53,973	\$55,032
Social Security/FICA SS/FICA	AA.8090.3552-8010.8010	\$23,551	\$24,878	\$27,548	\$30,935	\$31,586
Health Insurance Dental	AA.8090.3552-8020.8020	\$3,861	\$4,625	\$12,669	\$5,872	\$5,872

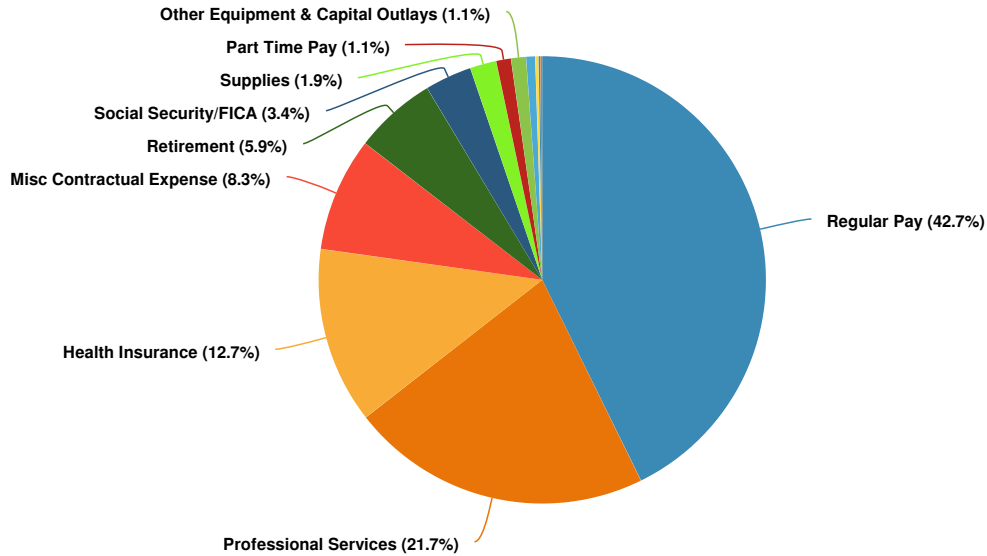


Name	Account ID	FY2020 Actual	FY2021 Adopted Budget	FY2021 Amended Budget	FY2022 Executive Budget	FY2022 Adopted Budget
Health Insurance Hospital & Medical	AA.8090.3552-8020.8035	\$81,839	\$87,471	\$87,471	\$111,628	\$111,628
Health Insurance Optical	AA.8090.3552-8020.8055	\$885	\$648	\$648	\$822	\$822
Total Environment:		\$890,541	\$677,183	\$767,549	\$918,677	\$928,892
Total Home and Community Services:		\$890,541	\$677,183	\$767,549	\$918,677	\$928,892
Total Expenditures:		\$890,541	\$677,183	\$767,549	\$918,677	\$928,892

Expenditures by Expense Type

This section provides a summary of expenditures by type to provide context on categorical spending.

Budgeted Expenditures by Expense Type



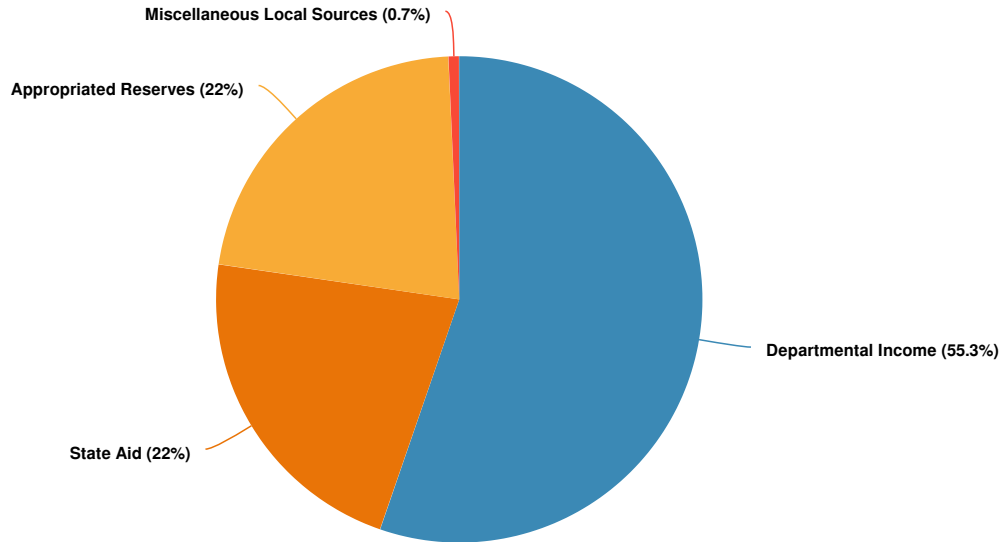
Name	FY2020 Actual	FY2021 Adopted Budget	FY2021 Amended Budget	FY2022 Executive Budget	FY2022 Adopted Budget
Expense Objects					
Regular Pay	\$307,772	\$309,198	\$348,993	\$388,379	\$396,879
Part Time Pay	\$5,366	\$10,000	\$10,000	\$10,000	\$10,000
Overtime Pay	\$4,071	\$0	\$0		\$0
Contractual Pays	\$5,000	\$6,000	\$11,500	\$6,000	\$6,000
Other Equipment & Capital Outlays	\$17,891	\$32,000	\$35,000	\$10,000	\$10,000
Supplies	\$3,850	\$12,650	\$13,515	\$17,650	\$17,650
Professional Services	\$295,963	\$62,000	\$86,931	\$202,000	\$202,005
Conference Expenses	\$1,450	\$1,250	\$1,250	\$1,250	\$1,250
Travel	\$750	\$1,750	\$1,750	\$2,250	\$2,250
Misc Contractual Expense	\$90,447	\$67,900	\$68,559	\$76,718	\$76,718
Maintenance	\$0	\$1,200	\$1,200	\$1,200	\$1,200
Retirement	\$47,846	\$55,613	\$60,515	\$53,973	\$55,032
Social Security/FICA	\$23,551	\$24,878	\$27,548	\$30,935	\$31,586
Health Insurance	\$86,584	\$92,744	\$100,788	\$118,322	\$118,322
Total Expense Objects:	\$890,541	\$677,183	\$767,549	\$918,677	\$928,892



Revenues by Source

This section provides a detailed listing of revenues by source and account.

Projected 2022 Revenues by Source



Name	Account ID	FY2020 Actual	FY2021 Adopted Budget	FY2021 Amended Budget	FY2022 Executive Budget	FY2022 Adopted Budget
Revenue Source						
Departmental Income						
Departmental Income Other Home & Comm Service Income	AA.8090.3552-3120.2189	\$126,861	\$124,436	\$124,436	\$125,803	\$125,803
Total Departmental Income:		\$126,861	\$124,436	\$124,436	\$125,803	\$125,803
Intergovernmental Charges						
Intergovernmental Charges Planning Services-Other Gov	AA.8090.3552-3200.2372	\$101,009	\$0	\$0		\$0
Total Intergovernmental Charges:		\$101,009	\$0	\$0		\$0
Miscellaneous Local Sources						
Miscellaneous Local Sources Gifts and Donations	AA.8090.3552-3280.2705	\$0	\$0	\$0	\$1,600	\$1,600
Total Miscellaneous Local Sources:		\$0	\$0	\$0	\$1,600	\$1,600
State Aid						
State Aid Conservation Programs	AA.8090.3552-3300.3910	\$105,805	\$82,125	\$82,125	\$50,125	\$50,125
Total State Aid:		\$105,805	\$82,125	\$82,125	\$50,125	\$50,125
Appropriated Reserves						

Name	Account ID	FY2020 Actual	FY2021 Adopted Budget	FY2021 Amended Budget	FY2022 Executive Budget	FY2022 Adopted Budget
Appropriated Reserves Environmental Reserve	AA.8090.3552-3900.9981	\$0	\$50,000	\$50,000	\$50,000	\$50,000
Total Appropriated Reserves:		\$0	\$50,000	\$50,000	\$50,000	\$50,000
Total Revenue Source:		\$333,675	\$256,561	\$256,561	\$227,528	\$227,528

Department Position Summary - Department of Environment (8090)

A8090		Environment			
Division	Position #	Title	2021 Adopted	2022 Executive Recommended	2022 Adopted
3552					
	80901021	DIR ENV	74,907	76,859	76,859
	80901022	DEP DIR ENV	60,200	61,771	70,271
	80901025	ENV RES TECH	47,683	53,501	53,501
	80901026	ENV PLAN	68,513	75,313	75,313
	80901030	SR ENV TEC	57,895	64,715	64,715
	80901040	ENV OUT MGR	0	56,220	56,220
	Total Full Time Salary		309,198	388,379	396,879
	Other Part Time Pay		<u>10,000</u>	<u>10,000</u>	<u>10,000</u>
	Division Total		<u>319,198</u>	<u>398,379</u>	<u>406,879</u>
	Department Total		319,198	398,379	406,879
	Total Benefited Employees		5	6	6

PL Notes:

80901040 - Restored



Department of Finance (1310)

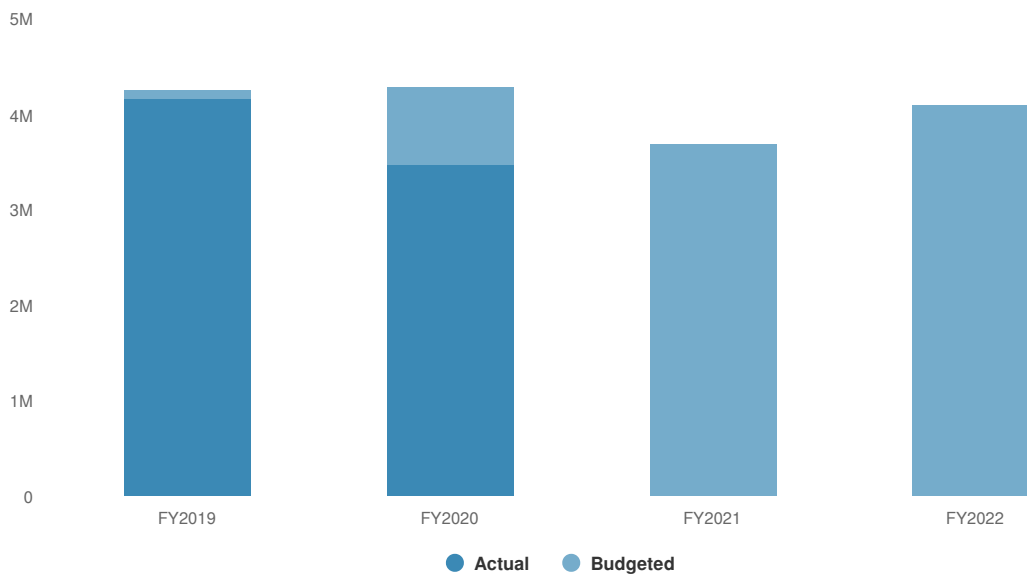
Burt Gulnick
Commissioner

Expenditures Summary

The Expenditures Summary provides a comparison between the 2022 Adopted Budget and the 2021 Amended Budget.

\$4,100,326 **\$405,744**
(10.98% vs. prior year)

Department of Finance (1310) Proposed and Historical Budget vs. Actual



Expenditures by Division and/or Account

This section provides expenditures by division and account to provide the necessary detail required as part of the Adopted Budget.

Name	Account ID	FY2020 Actual	FY2021 Adopted Budget	FY2021 Amended Budget	FY2022 Executive Budget	FY2022 Adopted Budget
Expenditures						
General Government						
Commissioner of Finance						
Commissioner of Finance						
Regular Pay Regular Pay	AA.1310.1076-1300.1300	\$1,411,466	\$1,304,991	\$1,350,157	\$1,428,414	\$1,429,422
Part Time Pay Part Time Pay	AA.1310.1076-1400.1400	\$29,142	\$43,138	\$26,288	\$40,000	\$40,000
Overtime Pay Overtime Pay	AA.1310.1076-1410.1410	\$10,569	\$500	\$17,450	\$1,250	\$1,250
Contractual Pays Longevity Pay	AA.1310.1076-1420.1440	\$27,431	\$25,125	\$25,125	\$26,234	\$26,234
Contractual Pays Retro Pay	AA.1310.1076-1420.1465	\$0	\$0	\$16,200		\$0
Supplies Office	AA.1310.1076-4000.4025	\$20,155	\$16,000	\$23,512	\$16,000	\$16,000
Professional Services Accounting/Auditing	AA.1310.1076-4300.4315	\$12,000	\$4,000	\$4,000	\$34,500	\$34,500
Professional Services Advertising	AA.1310.1076-4300.4325	\$2,388	\$8,100	\$3,100	\$8,100	\$8,100
Professional Services Financial	AA.1310.1076-4300.4365	\$126,280	\$141,250	\$141,250	\$141,250	\$141,250
Professional Services Legal	AA.1310.1076-4300.4430	\$79,874	\$145,000	\$141,300	\$145,000	\$145,000
Professional Services Other Fees	AA.1310.1076-4300.4505	\$25,900	\$33,000	\$33,000	\$40,000	\$40,000
Conference Expenses Con Exp	AA.1310.1076-4580.4580	\$1,315	\$6,500	\$6,500	\$6,500	\$6,500
Travel Trvl	AA.1310.1076-4590.4590	\$0	\$750	\$750	\$750	\$750
Misc Contractual Expense Licenses & Certifications	AA.1310.1076-4600.4620	\$60	\$120	\$120	\$120	\$120
Misc Contractual Expense Memberships	AA.1310.1076-4600.4625	\$4,575	\$4,850	\$7,050	\$4,850	\$4,850
Misc Contractual Expense Periodicals	AA.1310.1076-4600.4635	\$2,160	\$2,000	\$2,000	\$2,500	\$2,500
Misc Contractual Expense Postage	AA.1310.1076-4600.4645	\$89	\$0	\$0		\$0
Misc Contractual Expense Printing Service	AA.1310.1076-4600.4650	\$8,301	\$8,700	\$7,200	\$8,700	\$8,700
Misc Contractual Expense Other	AA.1310.1076-4600.4660	\$83	\$0	\$0		\$0
Retirement Ret	AA.1310.1076-8000.8000	\$258,372	\$256,286	\$248,493	\$236,801	\$241,912
Social Security/FICA SS/FICA	AA.1310.1076-8010.8010	\$110,004	\$105,093	\$106,164	\$114,437	\$114,924



Name	Account ID	FY2020 Actual	FY2021 Adopted Budget	FY2021 Amended Budget	FY2022 Executive Budget	FY2022 Adopted Budget
Health Insurance Dental	AA.1310.1076-8020.8020	\$21,620	\$20,349	\$20,349	\$24,467	\$23,757
Health Insurance Hospital & Medical	AA.1310.1076-8020.8035	\$458,305	\$411,250	\$394,949	\$465,116	\$465,465
Health Insurance Optical	AA.1310.1076-8020.8055	\$4,957	\$2,850	\$2,850	\$3,426	\$3,327
Total Commissioner of Finance:		\$2,615,048	\$2,539,852	\$2,577,807	\$2,748,415	\$2,754,561
Assigned Counsel						
Regular Pay Regular Pay	AA.1310.1077-1300.1300	\$35,959	\$156,777	\$39,139	\$41,725	\$41,725
Contractual Pays Retro Pay	AA.1310.1077-1420.1465			\$900		\$0
Computer Equipment Computer Equipment	AA.1310.1077-2200.2200		\$3,000	\$0		\$0
Supplies Office	AA.1310.1077-4000.4025		\$2,000	\$0		\$0
Professional Services Legal	AA.1310.1077-4300.4430	\$573,452	\$965,000	\$950,000	\$1,025,000	\$1,025,000
Professional Services Witness Services	AA.1310.1077-4300.4495	\$0	\$35,000	\$35,000	\$2,500	\$2,500
Social Security/FICA SS/FICA	AA.1310.1077-8010.8010	\$2,751	\$11,994	\$2,821	\$3,192	\$3,192
Total Assigned Counsel:		\$612,162	\$1,173,771	\$1,027,860	\$1,072,417	\$1,072,417
Innovation Division						
Regular Pay Regular Pay	AA.1310.1078-1300.1300	\$226,008	\$0	\$0		\$0
Overtime Pay Overtime Pay	AA.1310.1078-1410.1410	\$1,902	\$0	\$0		\$0
Contractual Pays Longevity Pay	AA.1310.1078-1420.1440	-\$2,520	\$0	\$0		\$0
Professional Services Advertising	AA.1310.1078-4300.4325	\$39	\$0	\$0		\$0
Professional Services Other Fees	AA.1310.1078-4300.4505	\$2,417	\$0	\$0		\$0
Retirement Retirement - VDC	AA.1310.1078-8000.8001	\$6,842	\$0	\$0		\$0
Social Security/FICA SS/FICA	AA.1310.1078-8010.8010	\$16,877	\$0	\$0		\$0
Total Innovation Division:		\$251,565	\$0	\$0		\$0
ARP Administration						
Regular Pay Regular Pay	AA.1310.1079-1300.1300			\$82,596	\$233,833	\$226,054
Supplies Office	AA.1310.1079-4000.4025			\$0	\$1,500	\$1,500
Professional Services Advertising	AA.1310.1079-4300.4325			\$0	\$5,000	\$5,000



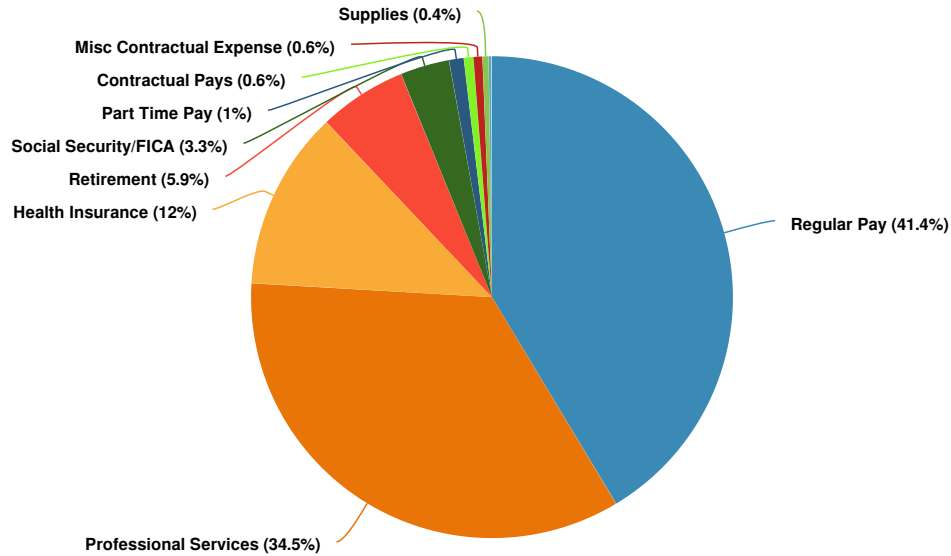
Name	Account ID	FY2020 Actual	FY2021 Adopted Budget	FY2021 Amended Budget	FY2022 Executive Budget	FY2022 Adopted Budget
Professional Services Other Fees	AA.1310.1079-4300.4505			\$0	\$15,000	\$15,000
Misc Contractual Expense Printing Service	AA.1310.1079-4600.4650			\$0	\$3,500	\$3,500
Misc Contractual Expense Other	AA.1310.1079-4600.4660			\$0	\$5,000	\$5,000
Social Security/FICA SS/FICA	AA.1310.1079-8010.8010			\$6,319	\$17,889	\$17,294
Total ARP Administration:				\$88,915	\$281,722	\$273,348
Total Commissioner of Finance:		\$3,478,775	\$3,713,623	\$3,694,582	\$4,102,554	\$4,100,326
Total General Government:		\$3,478,775	\$3,713,623	\$3,694,582	\$4,102,554	\$4,100,326
Total Expenditures:		\$3,478,775	\$3,713,623	\$3,694,582	\$4,102,554	\$4,100,326



Expenditures by Expense Type

This section provides a summary of expenditures by type to provide context on categorical spending.

Budgeted Expenditures by Expense Type



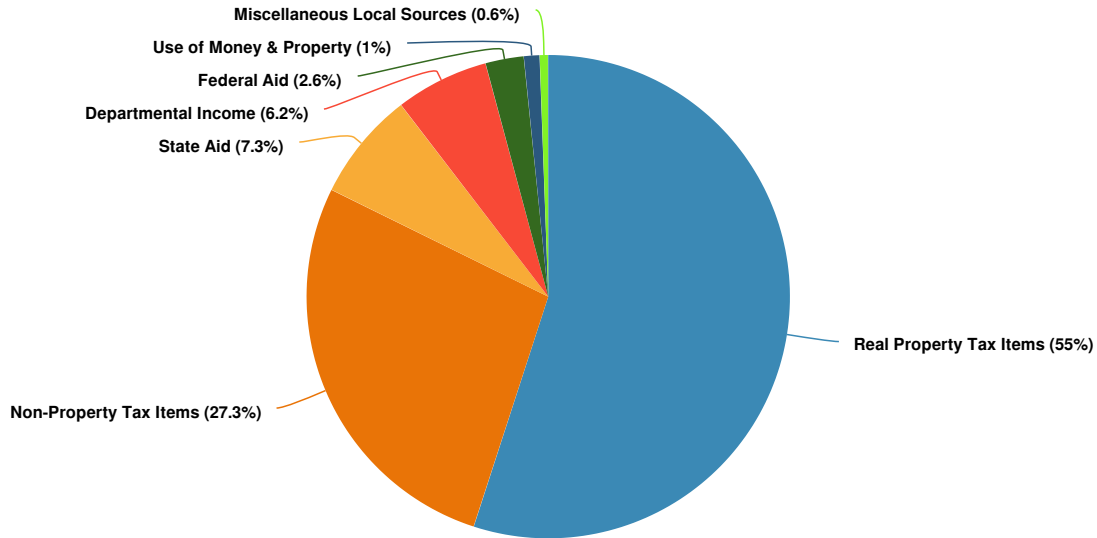
Name	FY2020 Actual	FY2021 Adopted Budget	FY2021 Amended Budget	FY2022 Executive Budget	FY2022 Adopted Budget
Expense Objects					
Regular Pay	\$1,673,433	\$1,461,768	\$1,471,892	\$1,703,972	\$1,697,201
Part Time Pay	\$29,142	\$43,138	\$26,288	\$40,000	\$40,000
Overtime Pay	\$12,472	\$500	\$17,450	\$1,250	\$1,250
Contractual Pays	\$24,911	\$25,125	\$42,225	\$26,234	\$26,234
Computer Equipment		\$3,000	\$0		\$0
Supplies	\$20,155	\$18,000	\$23,512	\$17,500	\$17,500
Professional Services	\$822,350	\$1,331,350	\$1,307,650	\$1,416,350	\$1,416,350
Conference Expenses	\$1,315	\$6,500	\$6,500	\$6,500	\$6,500
Travel	\$0	\$750	\$750	\$750	\$750
Misc Contractual Expense	\$15,269	\$15,670	\$16,370	\$24,670	\$24,670
Retirement	\$265,214	\$256,286	\$248,493	\$236,801	\$241,912
Social Security/FICA	\$129,632	\$117,087	\$115,304	\$135,518	\$135,410
Health Insurance	\$484,882	\$434,449	\$418,148	\$493,009	\$492,549
Total Expense Objects:	\$3,478,775	\$3,713,623	\$3,694,582	\$4,102,554	\$4,100,326



Revenues by Source

This section provides a detailed listing of revenues by source and account.

Projected 2022 Revenues by Source



Name	Account ID	FY2020 Actual	FY2021 Adopted Budget	FY2021 Amended Budget	FY2022 Executive Budget	FY2022 Adopted Budget
Revenue Source						
Real Property Tax Items						
Real Property Tax Items Gain on Sale-Tax Acquired Prop	AA.1310.1076-3010.1051	\$157,945	\$1,030,911	\$1,030,911	\$1,000,000	\$1,000,000
Real Property Tax Items Other Payments in Lieu of Taxes	AA.1310.1076-3010.1081	\$376,419	\$376,000	\$376,000	\$419,000	\$419,000
Real Property Tax Items Interest & Penalties Prop Tax	AA.1310.1076-3010.1090	\$4,422,817	\$4,275,000	\$4,275,000	\$4,375,000	\$4,375,000
Total Real Property Tax Items:		\$4,957,180	\$5,681,911	\$5,681,911	\$5,794,000	\$5,794,000
Non-Property Tax Items						
Non-Property Tax Items Tax on Hotel Room Occupancy	AA.1310.1076-3100.1113	\$1,691,458	\$2,000,000	\$2,000,000	\$2,875,000	\$2,875,000
Total Non-Property Tax Items:		\$1,691,458	\$2,000,000	\$2,000,000	\$2,875,000	\$2,875,000
Departmental Income						
Departmental Income Treasurer Fees	AA.1310.1076-3120.1230	\$652,062	\$615,000	\$615,000	\$650,000	\$650,000
Departmental Income Other General Dep. Income	AA.1310.1076-3120.1289	\$18,478	\$7,500	\$7,500	\$7,500	\$7,500
Total Departmental Income:		\$670,540	\$622,500	\$622,500	\$657,500	\$657,500
Use of Money & Property						



Name	Account ID	FY2020 Actual	FY2021 Adopted Budget	FY2021 Amended Budget	FY2022 Executive Budget	FY2022 Adopted Budget
Use of Money & Property Interest and Earnings	AA.1310.1076-3240.2401	\$322,509	\$500,000	\$500,000	\$100,000	\$100,000
Use of Money & Property Commissions	AA.1310.1076-3240.2450	\$128,030	\$7,500	\$7,500	\$10,000	\$10,000
Total Use of Money & Property:		\$450,539	\$507,500	\$507,500	\$110,000	\$110,000
Miscellaneous Local Sources						
Miscellaneous Local Sources Refund of Prior Years Expenses	AA.1310.1076-3280.2701	\$71,230	\$50,000	\$50,000	\$50,000	\$50,000
Miscellaneous Local Sources Unclassified Revenues	AA.1310.1076-3280.2770	\$12,129	\$5,000	\$5,000	\$10,000	\$10,000
Total Miscellaneous Local Sources:		\$83,359	\$55,000	\$55,000	\$60,000	\$60,000
State Aid						
State Aid Casino & Various Gaming Revenue	AA.1310.1076-3300.3016	\$660,075	\$500,000	\$500,000	\$750,000	\$750,000
State Aid Indigent Legal Services	AA.1310.1077-3300.3025	\$0	\$240,747	\$46,193	\$17,000	\$17,000
Total State Aid:		\$660,075	\$740,747	\$546,193	\$767,000	\$767,000
Federal Aid						
Federal Aid Other-General Government	AA.1310.1079-3400.4089			\$125,299	\$281,722	\$270,277
Total Federal Aid:				\$125,299	\$281,722	\$270,277
Total Revenue Source:		\$8,513,152	\$9,607,658	\$9,538,403	\$10,545,222	\$10,533,777



Department Position Summary - Department of Finance (1310) - Page 1

A1310		Department of Finance			
Division	Position #	Title	2021 Adopted	2022 Executive Recommended	2022 Adopted
1076					
	13101001	COMM FIN	120,454	123,596	129,675
	13101200	DEP COM FN	93,359	95,787	95,787
	13101259	ACCOUNTANT	57,609	64,214	64,214
	13101261	PUB AUC SP	48,233	53,089	53,089
	13101280	ACCOUNTANT	54,461	61,961	61,961
	13101298	PR ACC CLK	41,793	43,625	43,625
	13101299	DEP COM FN	89,633	91,965	91,965
	13101306	PAY MGR	82,160	88,831	88,831
	13101403	SR AC/T	44,399	49,377	49,377
	13101404	PR ACC CLK	43,122	43,625	43,625
	13101405	CON SEC CF	60,766	62,353	62,353
	13101407	SR AC/T	47,758	52,234	52,234
	13101408	FISCAL OFF	77,501	84,612	84,612
	13101409	SR PUB AUC	60,803	66,430	66,430
	13101410	ACCOUNTANT	60,894	62,320	62,320
	13101411	JR ACCT	55,201	53,355	53,355
	13101415	FISCAL OFF	74,633	81,754	81,754
	13101430	ACCOUNTANT	58,778	64,756	64,756
	13101440	PR ACC CLK	48,233	53,089	53,089
	13101952	FIN ANALYST	72,130	74,001	74,001
	13101965	ACCOUNTANT	<u>0</u>	<u>57,440</u>	<u>57,440</u>
		Total Full Time Salary	1,291,920	1,428,414	1,434,493
		Other Part Time Pay	<u>43,138</u>	<u>40,000</u>	<u>40,000</u>
		Division Total	<u>1,335,058</u>	<u>1,468,414</u>	<u>1,474,493</u>
1077					
	13101225	AS COUNS ADM	77,224	0	0
	13101230	ADM AST	42,679	0	0
	13101445	SR TYP	<u>36,874</u>	<u>41,725</u>	<u>41,725</u>
		Division Total	<u>156,777</u>	<u>41,725</u>	<u>41,725</u>
1079					
	13101500	DIR REC & RES	0	97,807	94,950
	13101505	REC & RES PROJ MGR	0	76,986	74,756
	13101510	AST TO DIR REC & RES	<u>0</u>	<u>59,040</u>	<u>56,348</u>



Department Position Summary - Department of Finance (1310) - Page 2

A1310		Department of Finance			
Division	Position #	Title	2021 Adopted	2022 Executive Recommended	2022 Adopted
1079					
		Division Total	<u>0</u>	<u>233,833</u>	<u>226,054</u>
		Department Total	1,491,835	1,743,972	1,742,272
		Total Benefited Employees	23	25	25

PL Notes:

13101225 - Moved to Dept 1175

13101230 - Moved to Dept 1175

13101500 - New Position

13101505 - New Position

13101510 - New Position



Department Position Summary - Department of Finance - Assigned Counsel (1175)

A1175		Assigned Counsel Administrator			
Division	Position #	Title	2021 Adopted	2022 Executive Recommended	2022 Adopted
1055					
	11751225	AS COUNS ADM	0	79,243	79,243
	11751230	ADM AST	<u>0</u>	<u>46,883</u>	<u>46,883</u>
		Division Total	<u>0</u>	<u>126,126</u>	<u>126,126</u>
		Department Total	0	126,126	126,126
		Total Benefited Employees	0	2	2

PL Notes:

11751225 - Moved from Dept 1310

11751230 - Moved from Dept 1310

Department of Finance - Unified Court (1162)

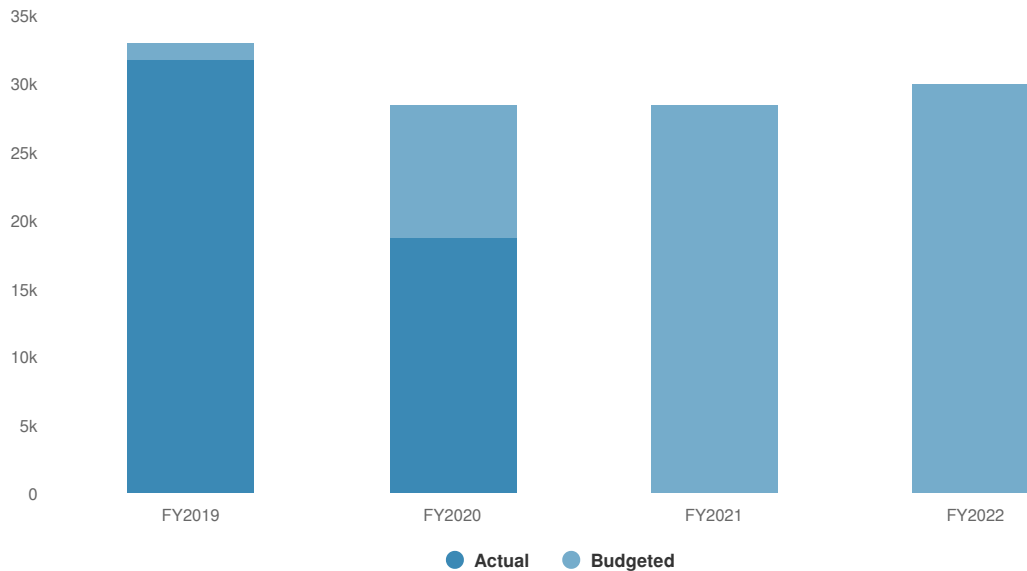
Burt Gulnick
Commissioner

Expenditures Summary

The Expenditures Summary provides a comparison between the 2022 Adopted Budget and the 2021 Amended Budget.

\$30,000 **\$1,500**
(5.26% vs. prior year)

Department of Finance - Unified Court (1162) Proposed and Historical Budget vs. Actual



Expenditures by Division and/or Account

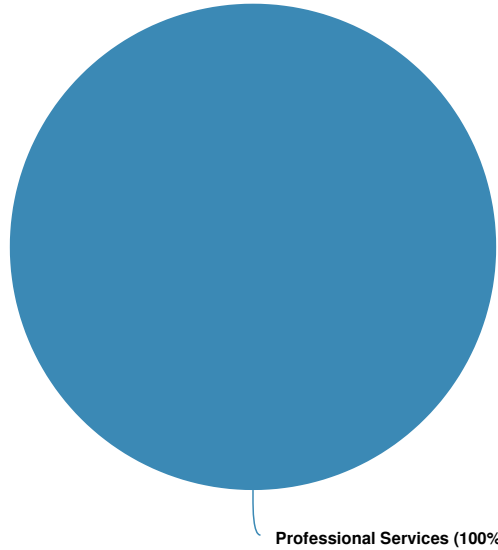
This section provides expenditures by division and account to provide the necessary detail required as part of the Adopted Budget.

Name	Account ID	FY2020 Actual	FY2021 Adopted Budget	FY2021 Amended Budget	FY2022 Executive Budget	FY2022 Adopted Budget
Expenditures						
General Government						
Justices & Const						
Professional Services Interpretor	AA.1162.1026-4300.4405	\$18,693	\$28,500	\$28,500	\$30,000	\$30,000
Total Justices & Const:		\$18,693	\$28,500	\$28,500	\$30,000	\$30,000
Total General Government:		\$18,693	\$28,500	\$28,500	\$30,000	\$30,000
Total Expenditures:		\$18,693	\$28,500	\$28,500	\$30,000	\$30,000

Expenditures by Expense Type

This section provides a summary of expenditures by type to provide context on categorical spending.

Budgeted Expenditures by Expense Type



Name	FY2020 Actual	FY2021 Adopted Budget	FY2021 Amended Budget	FY2022 Executive Budget	FY2022 Adopted Budget
Expense Objects					
Professional Services	\$18,693	\$28,500	\$28,500	\$30,000	\$30,000
Total Expense Objects:	\$18,693	\$28,500	\$28,500	\$30,000	\$30,000

Department of Finance - Assigned Counsel (1175)

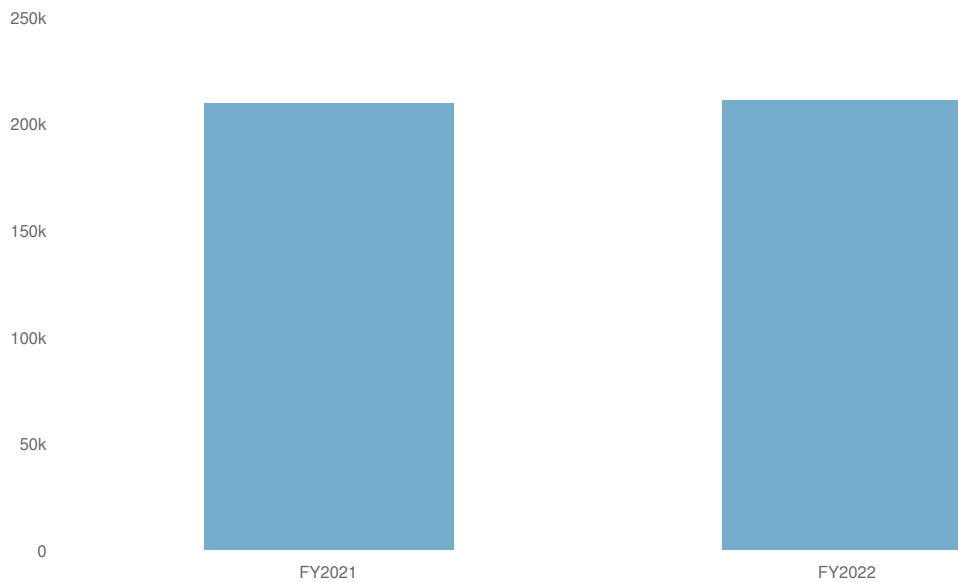
Burt Gulnick
Commissioner

Expenditures Summary

The Expenditures Summary provides a comparison between the 2022 Adopted Budget and the 2021 Amended Budget.

\$211,461 **\$1,907**
(0.91% vs. prior year)

Department of Finance - Assigned Counsel (1175) Proposed and Historical Budget vs. Actual



Expenditures by Division and/or Account

This section provides expenditures by division and account to provide the necessary detail required as part of the Adopted Budget.

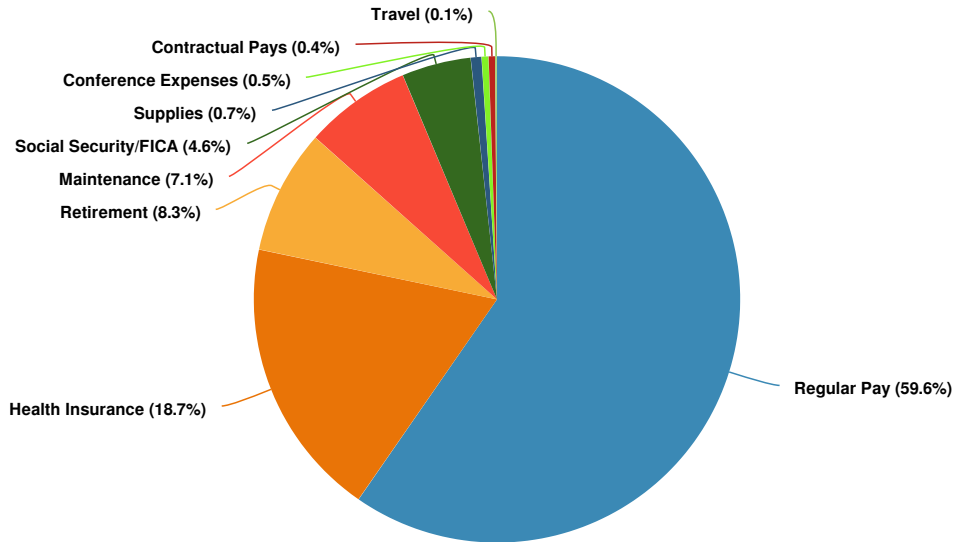
Name	Account ID	FY2021 Amended Budget	FY2022 Executive Budget	FY2022 Adopted Budget
Expenditures				
General Government				
Assigned Counsel Admin				
Regular Pay Regular Pay	AA.1175.1055-1300.1300	\$119,903	\$126,126	\$126,126
Contractual Pays Longevity Pay	AA.1175.1055-1420.1440	\$0	\$900	\$900
Supplies Office	AA.1175.1055-4000.4025	\$500	\$1,500	\$1,500
Conference Expenses Con Exp	AA.1175.1055-4580.4580	\$0	\$1,000	\$1,000
Travel Trvl	AA.1175.1055-4590.4590	\$0	\$250	\$250
Maintenance Software	AA.1175.1055-4690.4700	\$19,500	\$15,000	\$15,000
Retirement Ret	AA.1175.1055-8000.8000	\$21,570	\$17,528	\$17,528
Social Security/FICA SS/FICA	AA.1175.1055-8010.8010	\$9,173	\$9,717	\$9,717
Health Insurance Dental	AA.1175.1055-8020.8020	\$0	\$1,957	\$1,957
Health Insurance Hospital & Medical	AA.1175.1055-8020.8035	\$38,908	\$37,209	\$37,209
Health Insurance Optical	AA.1175.1055-8020.8055	\$0	\$274	\$274
Total Assigned Counsel Admin:		\$209,554	\$211,461	\$211,461
Total General Government:		\$209,554	\$211,461	\$211,461
Total Expenditures:		\$209,554	\$211,461	\$211,461



Expenditures by Expense Type

This section provides a summary of expenditures by type to provide context on categorical spending.

Budgeted Expenditures by Expense Type

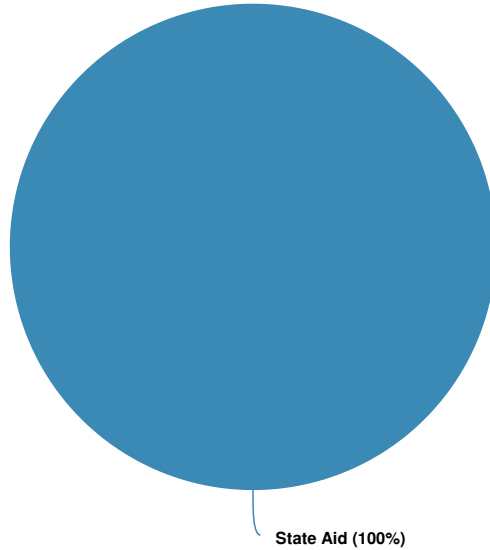


Name	FY2021 Amended Budget	FY2022 Executive Budget	FY2022 Adopted Budget
Expense Objects			
Regular Pay	\$119,903	\$126,126	\$126,126
Contractual Pays	\$0	\$900	\$900
Supplies	\$500	\$1,500	\$1,500
Conference Expenses	\$0	\$1,000	\$1,000
Travel	\$0	\$250	\$250
Maintenance	\$19,500	\$15,000	\$15,000
Retirement	\$21,570	\$17,528	\$17,528
Social Security/FICA	\$9,173	\$9,717	\$9,717
Health Insurance	\$38,908	\$39,440	\$39,440
Total Expense Objects:	\$209,554	\$211,461	\$211,461

Revenues by Source

This section provides a detailed listing of revenues by source and account.

Projected 2022 Revenues by Source



Name	Account ID	FY2021 Amended Budget	FY2022 Executive Budget	FY2022 Adopted Budget
Revenue Source				
State Aid				
State Aid Indigent Legal Services	AA.1175.1055-3300.3025	\$194,554	\$142,464	\$142,464
Total State Aid:		\$194,554	\$142,464	\$142,464
Total Revenue Source:		\$194,554	\$142,464	\$142,464

Department of Finance - Budget and Innovation (1340)

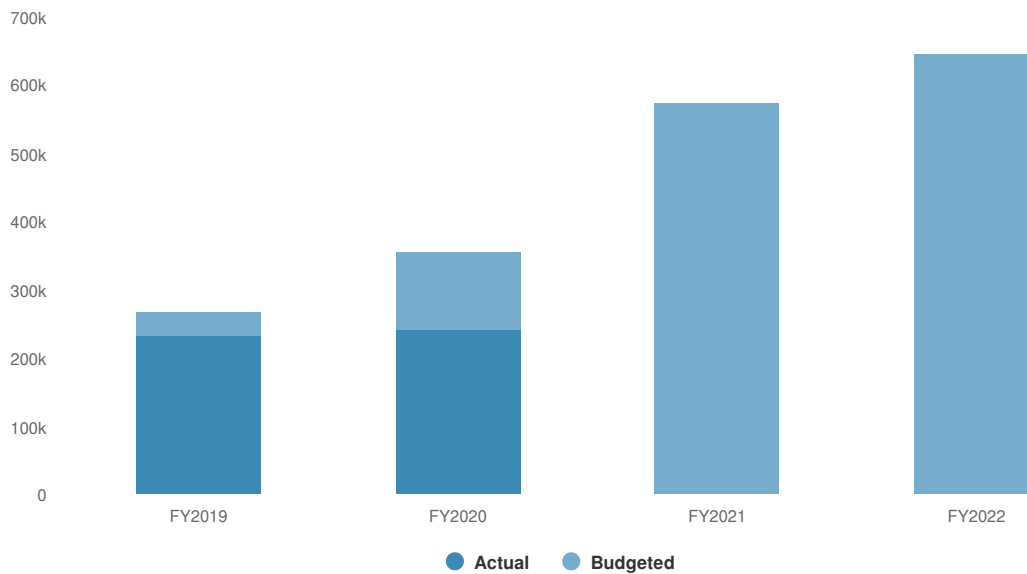
Burt Gulnick
Commissioner

Expenditures Summary

The Expenditures Summary provides a comparison between the 2022 Adopted Budget and the 2021 Amended Budget.

\$646,130 **\$72,460**
(12.63% vs. prior year)

Department of Finance - Budget and Innovation (1340) Proposed and Historical Budget vs. Actual



Expenditures by Division and/or Account

This section provides expenditures division and account to provide the necessary detail required as part of the Adopted Budget.

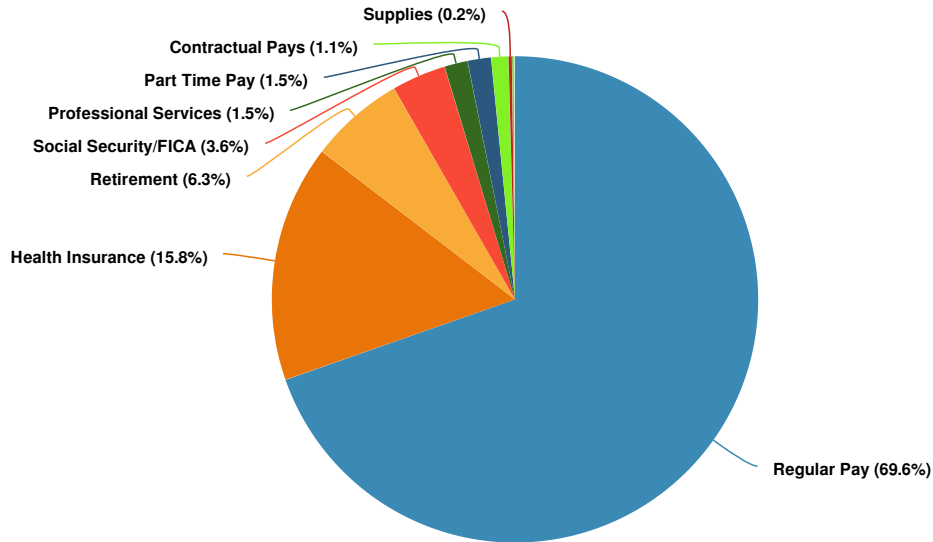
Name	Account ID	FY2020 Actual	FY2021 Adopted Budget	FY2021 Amended Budget	FY2022 Executive Budget	FY2022 Adopted Budget
Expenditures						
General Government						
Budget						
Budget						
Regular Pay Regular Pay	AA.1340.1095-1300.1300	\$154,192	\$207,066	\$207,066	\$537,146	\$450,011
Part Time Pay Part Time Pay	AA.1340.1095-1400.1400			\$0	\$10,000	\$10,000
Contractual Pays Longevity Pay	AA.1340.1095-1420.1440	\$704	\$2,750	\$2,750	\$7,397	\$7,397
Supplies Office	AA.1340.1095-4000.4025	\$24	\$1,000	\$1,750	\$1,500	\$1,500
Professional Services Other Fees	AA.1340.1095-4300.4505			\$0	\$10,000	\$10,000
Conference Expenses Con Exp	AA.1340.1095-4580.4580	\$0	\$250	\$0	\$750	\$750
Travel Trvl	AA.1340.1095-4590.4590	\$0	\$250	\$150	\$250	\$250
Misc Contractual Expense Memberships	AA.1340.1095-4600.4625	\$0	\$250	\$250	\$250	\$250
Misc Contractual Expense Printing Service	AA.1340.1095-4600.4650	\$40	\$0	\$100		\$0
Retirement Ret	AA.1340.1095-8000.8000	\$23,001	\$100,015	\$100,015	\$74,071	\$40,730
Social Security/FICA SS/FICA	AA.1340.1095-8010.8010	\$11,596	\$16,051	\$16,051	\$42,423	\$23,328
Health Insurance Dental	AA.1340.1095-8020.8020	\$2,317	\$4,625	\$4,625	\$5,872	\$5,058
Health Insurance Hospital & Medical	AA.1340.1095-8020.8035	\$49,112	\$87,471	\$87,471	\$111,628	\$96,148
Health Insurance Optical	AA.1340.1095-8020.8055	\$531	\$648	\$648	\$822	\$708
Total Budget:		\$241,518	\$420,376	\$420,876	\$802,109	\$646,130
Innovation Div						
Regular Pay Regular Pay	AA.1340.1096-1300.1300		\$141,935	\$141,935	\$0	\$0
Social Security/FICA SS/FICA	AA.1340.1096-8010.8010		\$10,859	\$10,859	\$0	\$0
Total Innovation Div:			\$152,794	\$152,794	\$0	\$0
Total Budget:		\$241,518	\$573,170	\$573,670	\$802,109	\$646,130
Total General Government:		\$241,518	\$573,170	\$573,670	\$802,109	\$646,130
Total Expenditures:		\$241,518	\$573,170	\$573,670	\$802,109	\$646,130



Expenditures by Expense Type

This section provides a summary of expenditures by type to provide context on categorical spending.

Budgeted Expenditures by Expense Type



Name	FY2020 Actual	FY2021 Adopted Budget	FY2021 Amended Budget	FY2022 Executive Budget	FY2022 Adopted Budget
Expense Objects					
Regular Pay	\$154,192	\$349,001	\$349,001	\$537,146	\$450,011
Part Time Pay			\$0	\$10,000	\$10,000
Contractual Pays	\$704	\$2,750	\$2,750	\$7,397	\$7,397
Supplies	\$24	\$1,000	\$1,750	\$1,500	\$1,500
Professional Services			\$0	\$10,000	\$10,000
Conference Expenses	\$0	\$250	\$0	\$750	\$750
Travel	\$0	\$250	\$150	\$250	\$250
Misc Contractual Expense	\$40	\$250	\$350	\$250	\$250
Retirement	\$23,001	\$100,015	\$100,015	\$74,071	\$40,730
Social Security/FICA	\$11,596	\$26,910	\$26,910	\$42,423	\$23,328
Health Insurance	\$51,960	\$92,744	\$92,744	\$118,322	\$101,914
Total Expense Objects:	\$241,518	\$573,170	\$573,670	\$802,109	\$646,130



Department Position Summary - Department of Budget and Innovation (A1340)

A1340			Budget		
Division	Position #	Title	2021 Adopted	2022 Executive Recommended	2022 Adopted
1095	13401001	FIN ANALYST	54,443	84,573	84,573
	13401005	DEP BG DIR	89,633	105,102	96,603
	13401017	DEP DIR INV	0	96,603	96,603
	13401030	CON SEC BG	56,564	62,186	58,040
	13401900	ACCOUNTANT	0	0	0
	13401900	AST TO DEP DIR INV	0	74,490	0
	13401950	DIR BDG & INNOV	0	114,192	114,192
		Total Full Time Salary	200,640	537,146	450,011
		Other Part Time Pay	0	10,000	10,000
		Division Total	200,640	547,146	460,011
1096	13401017	DEP DIR INV	87,879	0	0
	13401900	ACCOUNTANT	54,056	0	0
		Total Full Time Salary	141,935	0	0
		Division Total	141,935	0	0
		Unassigned	6,426	0	0
		Department Total	349,001	547,146	460,011
		Total Benefited Employees	5	6	5

PL Notes:

13401017 - Moved to Division 1095

13401900 - Moved to Division 1095

13401900 - Title Change

13401950- New Position



Department of Finance - Real Property (1355)

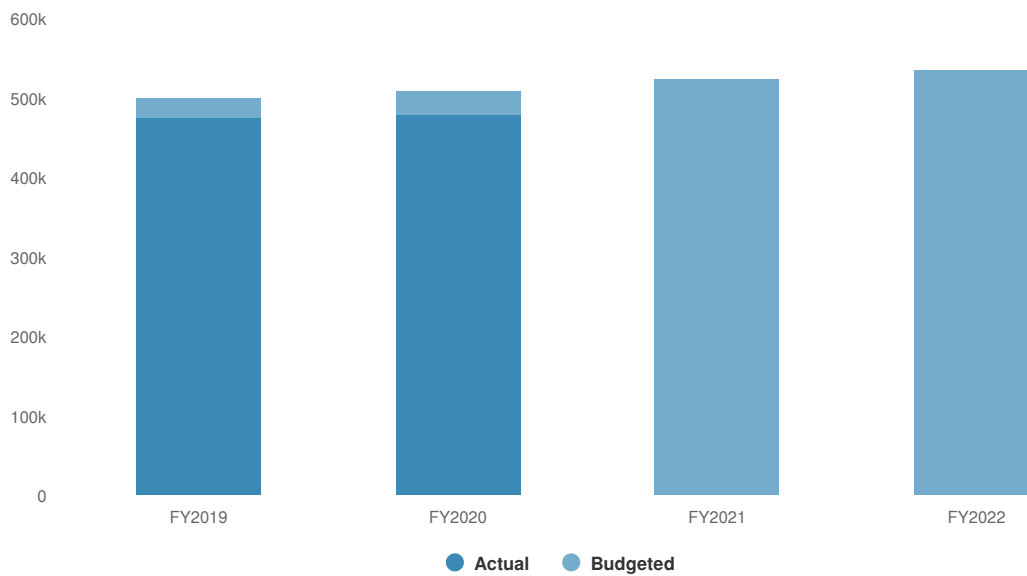
Burt Gulnick
Commissioner

Expenditures Summary

The Expenditures Summary provides a comparison between the 2022 Adopted Budget and the 2021 Amended Budget.

\$535,447 **\$11,723**
(2.24% vs. prior year)

Department of Finance - Real Property (1355) Proposed and Historical Budget vs. Actual



Expenditures by Division and/or Account

This section provides expenditures by division and account to provide the necessary detail required as part of the Adopted Budget.

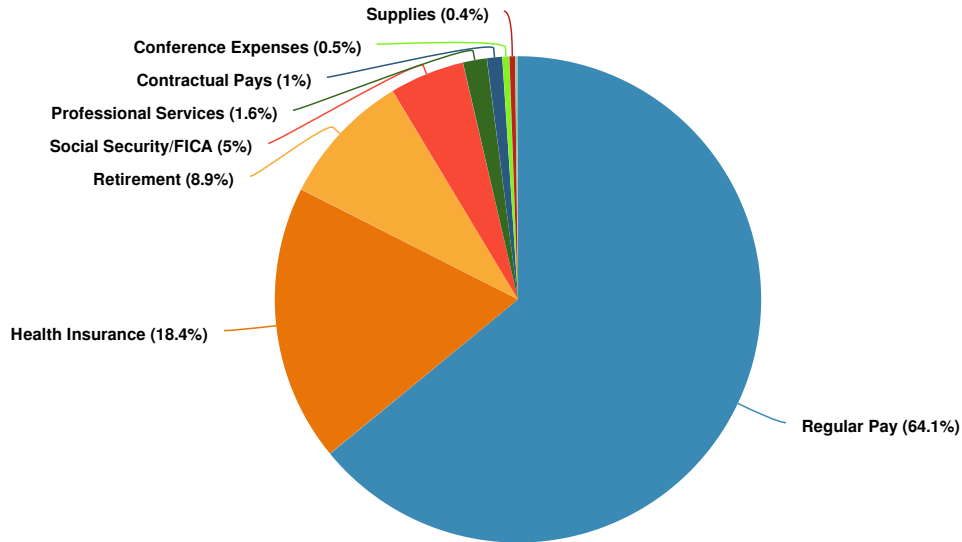
Name	Account ID	FY2020 Actual	FY2021 Adopted Budget	FY2021 Amended Budget	FY2022 Executive Budget	FY2022 Adopted Budget
Expenditures						
General Government						
Real Property						
Regular Pay Regular Pay	AA.1355.1116-1300.1300	\$314,324	\$315,831	\$328,024	\$343,032	\$343,032
Contractual Pays Longevity Pay	AA.1355.1116-1420.1440	\$4,500	\$4,500	\$4,500	\$5,500	\$5,500
Contractual Pays Retro Pay	AA.1355.1116-1420.1465	\$0		\$5,500		\$0
Supplies Office	AA.1355.1116-4000.4025	\$757	\$1,500	\$1,500	\$2,000	\$2,000
Professional Services Other Fees	AA.1355.1116-4300.4505	\$0	\$8,500	\$8,500	\$8,500	\$8,500
Conference Expenses Con Exp	AA.1355.1116-4580.4580	\$545	\$1,300	\$900	\$2,500	\$2,500
Travel Trvl	AA.1355.1116-4590.4590	\$132	\$0	\$0	\$500	\$500
Misc Contractual Expense Memberships	AA.1355.1116-4600.4625	\$275	\$0	\$400	\$480	\$480
Retirement Ret	AA.1355.1116-8000.8000	\$47,343	\$56,806	\$56,806	\$47,671	\$47,671
Social Security/FICA SS/FICA	AA.1355.1116-8010.8010	\$23,889	\$24,506	\$24,850	\$26,663	\$26,663
Health Insurance Dental	AA.1355.1116-8020.8020	\$3,861	\$4,625	\$4,625	\$4,893	\$4,893
Health Insurance Hospital & Medical	AA.1355.1116-8020.8035	\$81,839	\$87,471	\$87,471	\$93,023	\$93,023
Health Insurance Optical	AA.1355.1116-8020.8055	\$885	\$648	\$648	\$685	\$685
Total Real Property:		\$478,350	\$505,687	\$523,724	\$535,447	\$535,447
Total General Government:		\$478,350	\$505,687	\$523,724	\$535,447	\$535,447
Total Expenditures:		\$478,350	\$505,687	\$523,724	\$535,447	\$535,447



Expenditures by Expense Type

This section provides a summary of expenditures by type to provide context on categorical spending.

Budgeted Expenditures by Expense Type



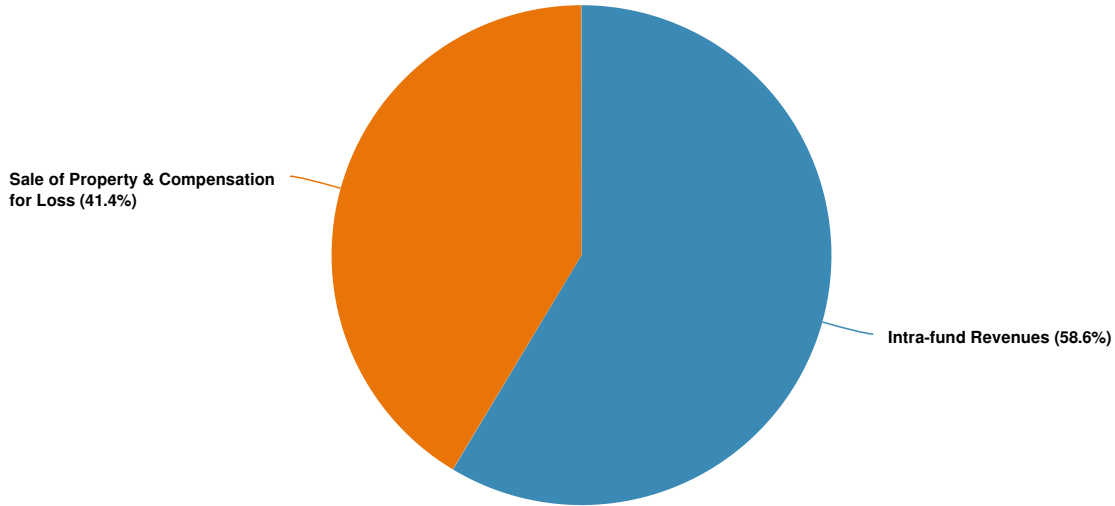
Name	FY2020 Actual	FY2021 Adopted Budget	FY2021 Amended Budget	FY2022 Executive Budget	FY2022 Adopted Budget
Expense Objects					
Regular Pay	\$314,324	\$315,831	\$328,024	\$343,032	\$343,032
Contractual Pays	\$4,500	\$4,500	\$10,000	\$5,500	\$5,500
Supplies	\$757	\$1,500	\$1,500	\$2,000	\$2,000
Professional Services	\$0	\$8,500	\$8,500	\$8,500	\$8,500
Conference Expenses	\$545	\$1,300	\$900	\$2,500	\$2,500
Travel	\$132	\$0	\$0	\$500	\$500
Misc Contractual Expense	\$275	\$0	\$400	\$480	\$480
Retirement	\$47,343	\$56,806	\$56,806	\$47,671	\$47,671
Social Security/FICA	\$23,889	\$24,506	\$24,850	\$26,663	\$26,663
Health Insurance	\$86,584	\$92,744	\$92,744	\$98,601	\$98,601
Total Expense Objects:	\$478,350	\$505,687	\$523,724	\$535,447	\$535,447



Revenues by Source

This section provides a detailed listing of revenues by source and account.

Projected 2022 Revenues by Source



Name	Account ID	FY2020 Actual	FY2021 Adopted Budget	FY2021 Amended Budget	FY2022 Executive Budget	FY2022 Adopted Budget
Revenue Source						
Sale of Property & Compensation for Loss						
Sale of Property & Compensation for Loss Minor Sales - Other	AA.1355.1116-3270.2655	\$5,398	\$6,000	\$6,000	\$6,000	\$6,000
Total Sale of Property & Compensation for Loss:		\$5,398	\$6,000	\$6,000	\$6,000	\$6,000
Intra-fund Revenues						
Intra-fund Revenues Inter-departmental Revenues	AA.1355.1116-3600.2802	\$0	\$8,500	\$8,500	\$8,500	\$8,500
Total Intra-fund Revenues:		\$0	\$8,500	\$8,500	\$8,500	\$8,500
Total Revenue Source:		\$5,398	\$14,500	\$14,500	\$14,500	\$14,500

Department Position Summary - Department of Finance - Real Property (1355)

A1355		Real Property			
Division	Position #	Title	2021 Adopted	2022 Executive Recommended	2022 Adopted
1116					
	13551001	DIR RPTSA	82,398	84,539	84,539
	13551425	SR TM SPEC	63,105	69,400	69,400
	13551427	SR TM SPEC	65,662	71,999	71,999
	13551862	RPTS SPEC	51,622	57,723	57,723
	13551868	RPTS SPEC	<u>53,044</u>	<u>59,371</u>	<u>59,371</u>
	Total Full Time Salary		315,831	343,032	343,032
	Division Total		<u>315,831</u>	<u>343,032</u>	<u>343,032</u>
	Department Total		315,831	343,032	343,032
	Total Benefited Employees		5	5	5

Department of Finance - Distribution of Sales Tax (1985)

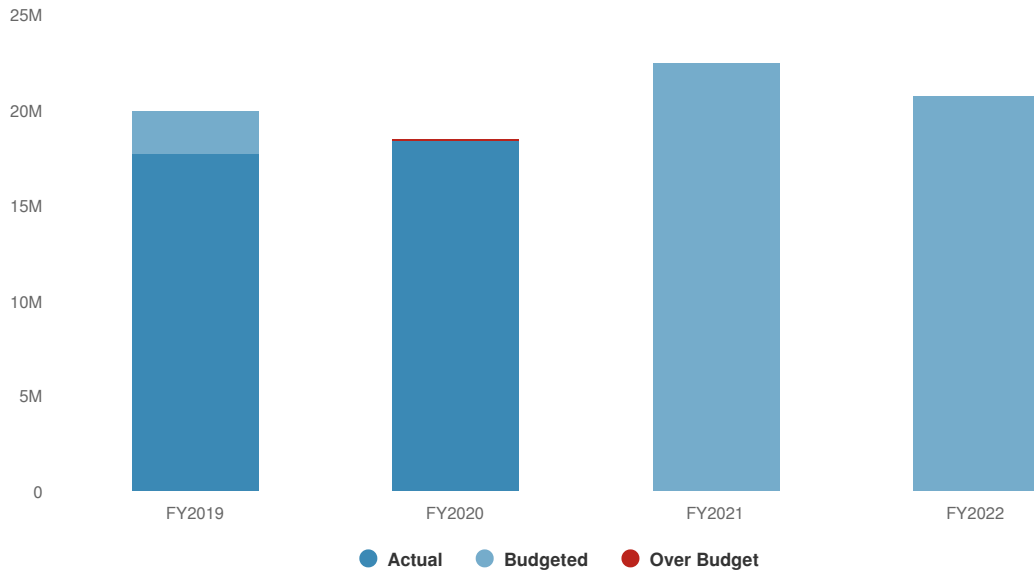
Burt Gulnick
Commissioner

Expenditures Summary

The Expenditures Summary provides a comparison between the 2022 Adopted Budget and the 2021 Amended Budget.

\$20,735,000 **-\$1,746,097**
(-7.77% vs. prior year)

Department of Finance - Distribution of Sales Tax (1985) Proposed and Historical Budget vs. Actual



Expenditures by Division and/or Account

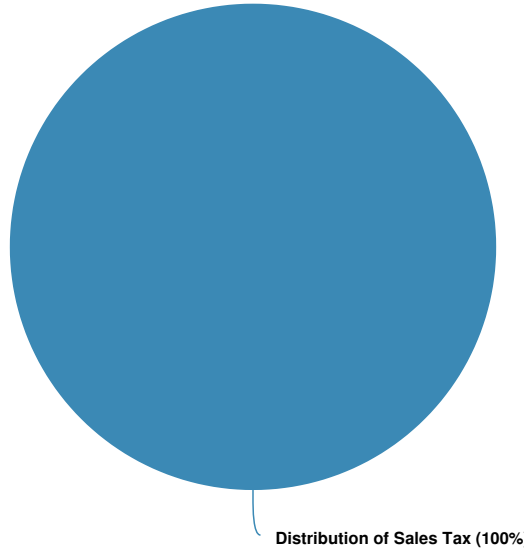
This section provides expenditures division and account to provide the necessary detail required as part of the Adopted Budget.

Name	Account ID	FY2020 Actual	FY2021 Adopted Budget	FY2021 Amended Budget	FY2022 Executive Budget	FY2022 Adopted Budget
Expenditures						
General Government						
Distribution of Sales Tax						
Distribution of Sales Tax						
Distribution of Sales Tax City of Kingston	AA.1985.1325- 4920.4920	\$14,637,515	\$13,864,318	\$17,864,318	\$16,445,000	\$16,445,000
Distribution of Sales Tax Towns	AA.1985.1325- 4920.4925	\$3,818,482	\$3,616,779	\$4,616,779	\$4,290,000	\$4,290,000
Total Distribution of Sales Tax:		\$18,455,998	\$17,481,097	\$22,481,097	\$20,735,000	\$20,735,000
Total Distribution of Sales Tax:		\$18,455,998	\$17,481,097	\$22,481,097	\$20,735,000	\$20,735,000
Total General Government:		\$18,455,998	\$17,481,097	\$22,481,097	\$20,735,000	\$20,735,000
Total Expenditures:		\$18,455,998	\$17,481,097	\$22,481,097	\$20,735,000	\$20,735,000

Expenditures by Expense Type

This section provides a summary of expenditures by type to provide context on categorical spending.

Budgeted Expenditures by Expense Type

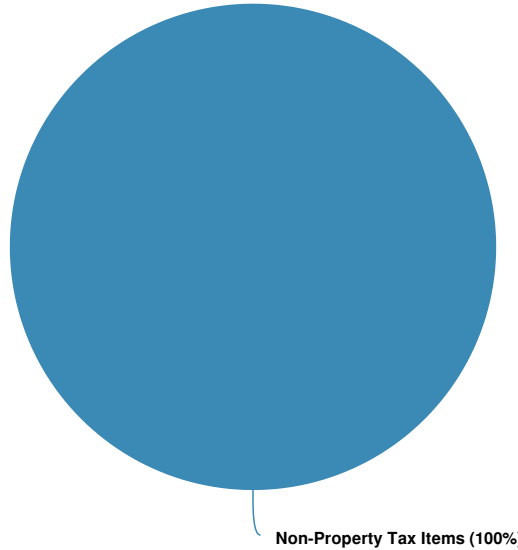


Name	FY2020 Actual	FY2021 Adopted Budget	FY2021 Amended Budget	FY2022 Executive Budget	FY2022 Adopted Budget
Expense Objects					
Distribution of Sales Tax	\$18,455,998	\$17,481,097	\$22,481,097	\$20,735,000	\$20,735,000
Total Expense Objects:	\$18,455,998	\$17,481,097	\$22,481,097	\$20,735,000	\$20,735,000

Revenues by Source

This section provides a detailed listing of revenues by source and account.

Projected 2022 Revenues by Source



Name	Account ID	FY2020 Actual	FY2021 Adopted Budget	FY2021 Amended Budget	FY2022 Executive Budget	FY2022 Adopted Budget
Revenue Source						
Non-Property Tax Items						
Non-Property Tax Items Sales & Use Tax	AA.1985.1325-3100.1110	\$127,306,183	\$120,559,288	\$125,559,288	\$143,000,000	\$143,000,000
Total Non-Property Tax Items:		\$127,306,183	\$120,559,288	\$125,559,288	\$143,000,000	\$143,000,000
Total Revenue Source:		\$127,306,183	\$120,559,288	\$125,559,288	\$143,000,000	\$143,000,000

Department of Finance - Community College Tuition (2490)

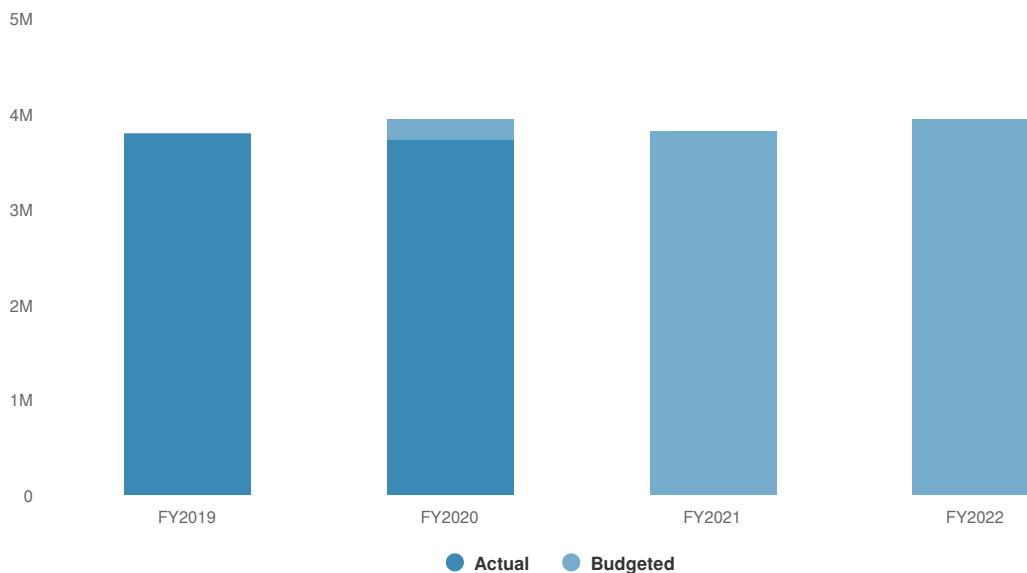
Burt Gulnick
Commissioner

Expenditures Summary

The Expenditures Summary provides a comparison between the 2022 Adopted Budget and the 2021 Amended Budget.

\$3,950,000 **\$125,000**
(3.27% vs. prior year)

Department of Finance - Community College Tuition (2490) Proposed and Historical Budget vs. Actual



Expenditures by Division and/or Account

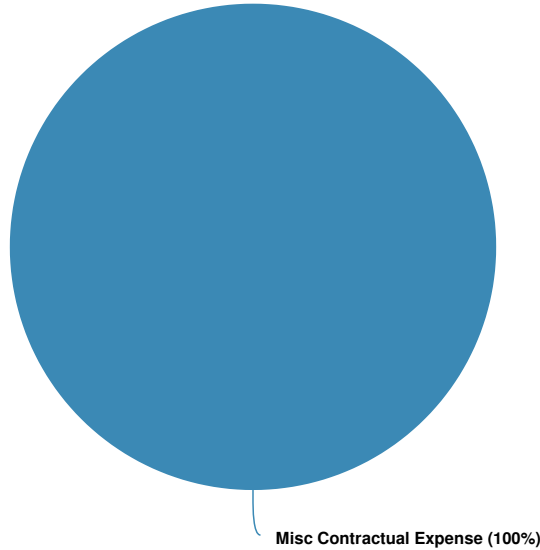
This section provides expenditures by division and account to provide the necessary detail required as part of the Adopted Budget.

Name	Account ID	FY2020 Actual	FY2021 Adopted Budget	FY2021 Amended Budget	FY2022 Executive Budget	FY2022 Adopted Budget
Expenditures						
Education						
Misc Contractual Expense Other	AA.2490.1700- 4600.4660	\$3,724,727	\$3,825,000	\$3,825,000	\$3,950,000	\$3,950,000
Total Education:		\$3,724,727	\$3,825,000	\$3,825,000	\$3,950,000	\$3,950,000
Total Expenditures:		\$3,724,727	\$3,825,000	\$3,825,000	\$3,950,000	\$3,950,000

Expenditures by Expense Type

This section provides a summary of expenditures by type to provide context on categorical spending.

Budgeted Expenditures by Expense Type




Name	FY2020 Actual	FY2021 Adopted Budget	FY2021 Amended Budget	FY2022 Executive Budget	FY2022 Adopted Budget
Expense Objects					
Misc Contractual Expense	\$3,724,727	\$3,825,000	\$3,825,000	\$3,950,000	\$3,950,000
Total Expense Objects:	\$3,724,727	\$3,825,000	\$3,825,000	\$3,950,000	\$3,950,000

Revenues by Source

This section provides a detailed listing of revenues by source and account.

Projected 2022 Revenues by Source



Intergovernmental Charges (100%)

Name	Account ID	FY2020 Actual	FY2021 Adopted Budget	FY2021 Amended Budget	FY2022 Executive Budget	FY2022 Adopted Budget
Revenue Source						
Intergovernmental Charges						
Intergovernmental Charges Community College Capital Costs	AA.2490.1700- 3200.2240	\$80,200	\$75,000	\$75,000	\$75,000	\$75,000
Total Intergovernmental Charges:		\$80,200	\$75,000	\$75,000	\$75,000	\$75,000
Total Revenue Source:		\$80,200	\$75,000	\$75,000	\$75,000	\$75,000

Department of Finance - Contribution to Community College (2495)

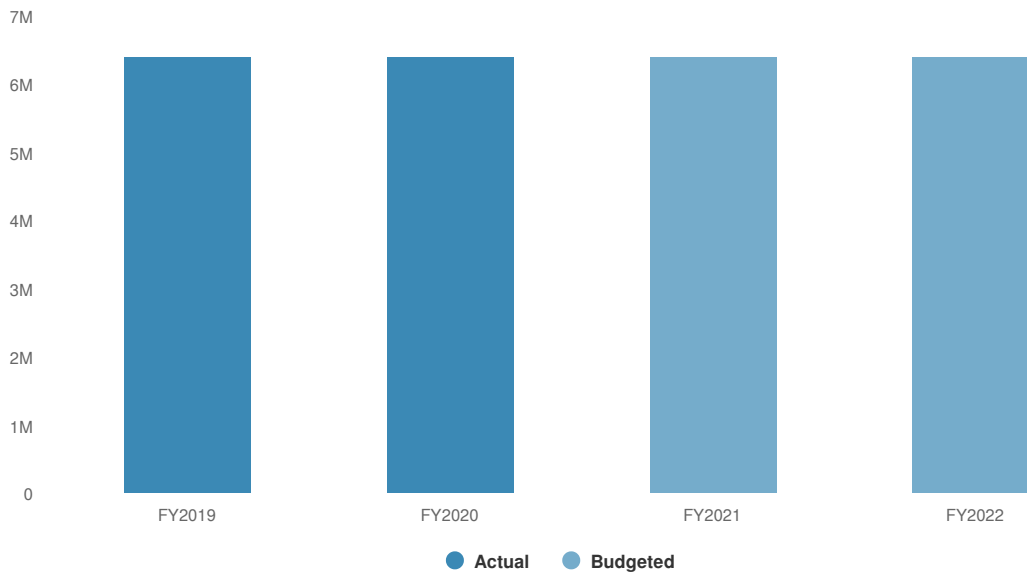
Burt Gulnick
Commissioner

Expenditures Summary

The Expenditures Summary provides a comparison between the 2022 Adopted Budget and the 2021 Amended Budget.

\$6,400,863 **\$0**
(0% vs. prior year)

Department of Finance - Contribution to Community College (2495) Proposed and Historical Budget vs. Actual



Expenditures by Division and/or Account

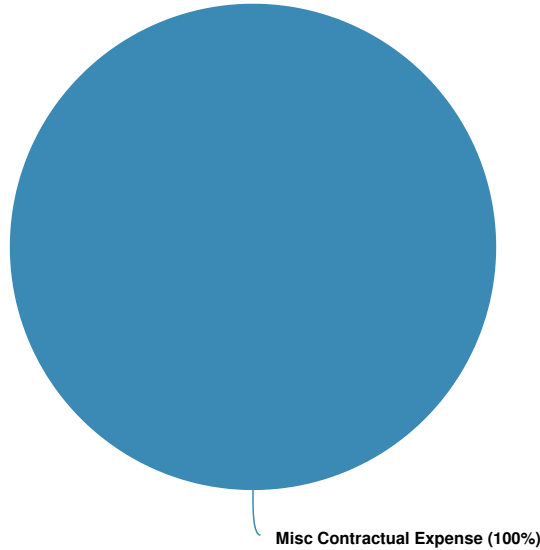
This section provides expenditures by division and account to provide the necessary detail required as part of the Adopted Budget.

Name	Account ID	FY2020 Actual	FY2021 Adopted Budget	FY2021 Amended Budget	FY2022 Executive Budget	FY2022 Adopted Budget
Expenditures						
Education						
Contribution to Comm College						
Misc Contractual Expense Other	AA.2495.1750-4600.4660	\$6,400,863	\$6,400,863	\$6,400,863	\$6,400,863	\$6,400,863
Total Contribution to Comm College:		\$6,400,863	\$6,400,863	\$6,400,863	\$6,400,863	\$6,400,863
Total Education:		\$6,400,863	\$6,400,863	\$6,400,863	\$6,400,863	\$6,400,863
Total Expenditures:		\$6,400,863	\$6,400,863	\$6,400,863	\$6,400,863	\$6,400,863

Expenditures by Expense Type

This section provides a summary of expenditures by type to provide context on categorical spending.

Budgeted Expenditures by Expense Type



Name	FY2020 Actual	FY2021 Adopted Budget	FY2021 Amended Budget	FY2022 Executive Budget	FY2022 Adopted Budget
Expense Objects					
Misc Contractual Expense	\$6,400,863	\$6,400,863	\$6,400,863	\$6,400,863	\$6,400,863
Total Expense Objects:	\$6,400,863	\$6,400,863	\$6,400,863	\$6,400,863	\$6,400,863

Department of Finance - State Retirement (9010)

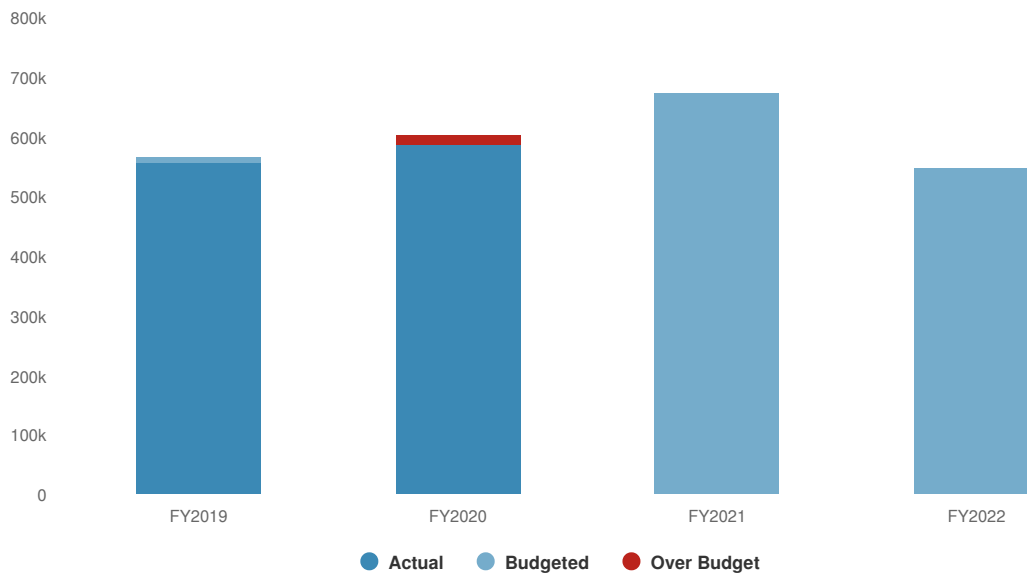
Burt Gulnick
Commissioner

Expenditures Summary

The Expenditures Summary provides a comparison between the 2022 Adopted Budget and the 2021 Amended Budget.

\$548,715 **-\$125,797**
(-18.65% vs. prior year)

Department of Finance -State Retirement (9010) Proposed and Historical Budget vs. Actual



Expenditures by Division and/or Account

This section provides expenditures by division and account to provide the necessary detail required as part of the Adopted Budget.

Name	Account ID	FY2020 Actual	FY2021 Adopted Budget	FY2021 Amended Budget	FY2022 Executive Budget	FY2022 Adopted Budget
Expenditures						
Employee Benefits						
State Retirement						
Retirement Ret	AA.9010.3800-8000.8000	\$602,674	\$674,512	\$674,512	\$548,715	\$548,715
Total State Retirement:		\$602,674	\$674,512	\$674,512	\$548,715	\$548,715

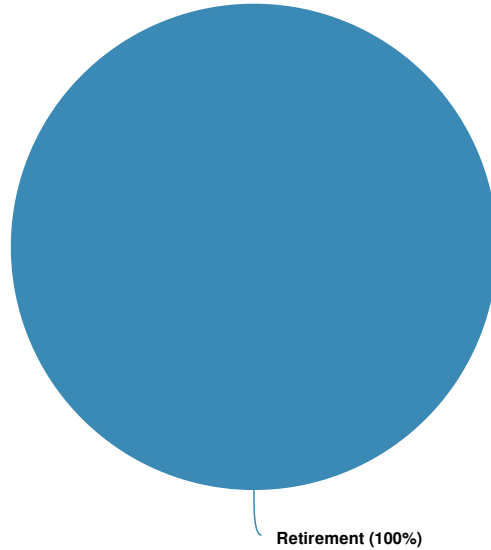


Name	Account ID	FY2020 Actual	FY2021 Adopted Budget	FY2021 Amended Budget	FY2022 Executive Budget	FY2022 Adopted Budget
Total Employee Benefits:		\$602,674	\$674,512	\$674,512	\$548,715	\$548,715
Total Expenditures:		\$602,674	\$674,512	\$674,512	\$548,715	\$548,715

Expenditures by Expense Type

This section provides a summary of expenditures by type to provide context on categorical spending.

Budgeted Expenditures by Expense Type




Name	FY2020 Actual	FY2021 Adopted Budget	FY2021 Amended Budget	FY2022 Executive Budget	FY2022 Adopted Budget
Expense Objects					
Retirement	\$602,674	\$674,512	\$674,512	\$548,715	\$548,715
Total Expense Objects:	\$602,674	\$674,512	\$674,512	\$548,715	\$548,715

Revenues by Source

This section provides a detailed listing of revenues by source and account.

Projected 2022 Revenues by Source



Intergovernmental Charges (100%)

Name	Account ID	FY2020 Actual	FY2021 Adopted Budget	FY2021 Amended Budget	FY2022 Executive Budget	FY2022 Adopted Budget
Revenue Source						
Intergovernmental Charges						
Intergovernmental Charges General Services-Other Gov	AA.9010.3800-3200.2210	\$602,674	\$674,512	\$674,512	\$548,715	\$548,715
Total Intergovernmental Charges:		\$602,674	\$674,512	\$674,512	\$548,715	\$548,715
Total Revenue Source:		\$602,674	\$674,512	\$674,512	\$548,715	\$548,715

Department of Finance - Bond Anticipation Notes (9730)

Burt Gulnick
Commissioner

Expenditures Summary

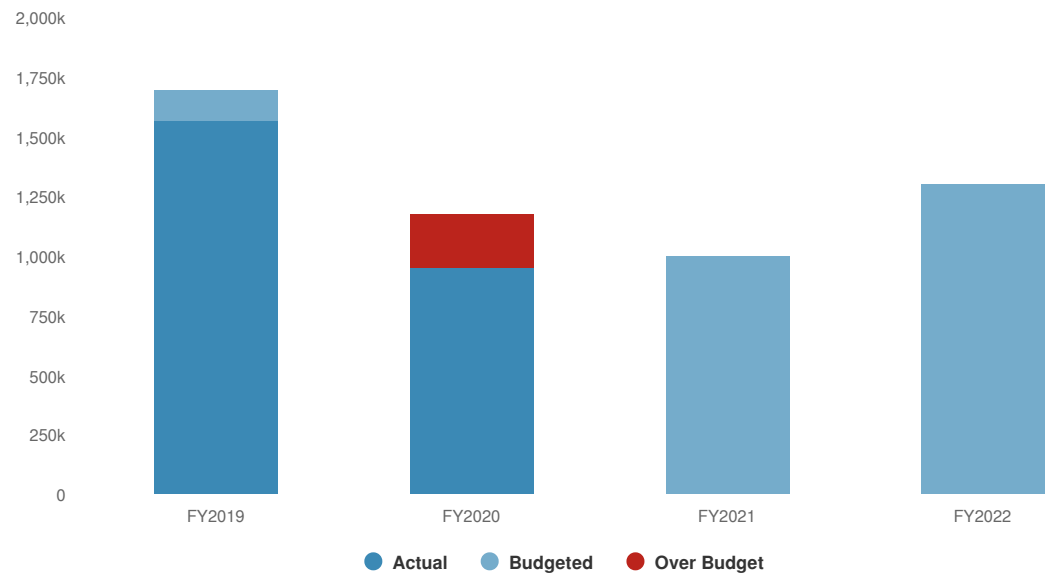
The Expenditures Summary provides a comparison between the 2022 Adopted Budget and the 2021 Amended Budget.

\$1,300,000

\$300,000

(30% vs. prior year)

Department of Finance - Bond Anticipation Notes (9730) Proposed and Historical Budget vs. Actual



Expenditures by Division and/or Account

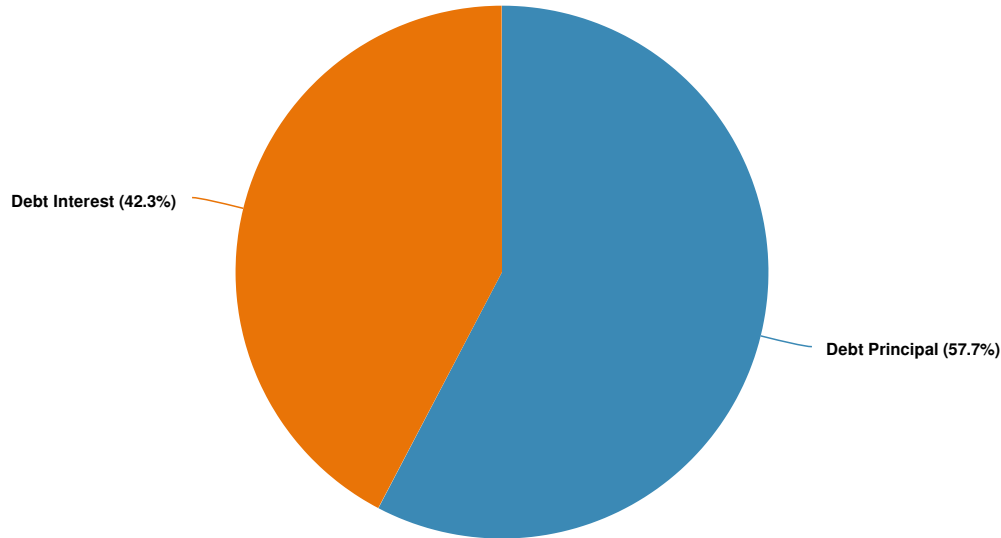
This section provides expenditures by division and account to provide the necessary detail required as part of the Adopted Budget.

Name	Account ID	FY2020 Actual	FY2021 Adopted Budget	FY2021 Amended Budget	FY2022 Executive Budget	FY2022 Adopted Budget
Expenditures						
Debt Service						
Bond Anticipation Notes						
Debt Principal BANS	AA.9730.4200- 6000.6005	\$690,577	\$650,000	\$650,000	\$750,000	\$750,000
Debt Interest BANS	AA.9730.4200- 7000.7005	\$484,182	\$350,000	\$350,000	\$550,000	\$550,000
Total Bond Anticipation Notes:		\$1,174,759	\$1,000,000	\$1,000,000	\$1,300,000	\$1,300,000
Total Debt Service:		\$1,174,759	\$1,000,000	\$1,000,000	\$1,300,000	\$1,300,000
Total Expenditures:		\$1,174,759	\$1,000,000	\$1,000,000	\$1,300,000	\$1,300,000

Expenditures by Expense Type

This section provides a summary of expenditures by type to provide context on categorical spending.

Budgeted Expenditures by Expense Type



Name	FY2020 Actual	FY2021 Adopted Budget	FY2021 Amended Budget	FY2022 Executive Budget	FY2022 Adopted Budget
Expense Objects					
Debt Principal	\$690,577	\$650,000	\$650,000	\$750,000	\$750,000
Debt Interest	\$484,182	\$350,000	\$350,000	\$550,000	\$550,000
Total Expense Objects:	\$1,174,759	\$1,000,000	\$1,000,000	\$1,300,000	\$1,300,000

Revenues by Source

This section provides a detailed listing of revenues by source and account.

Name	Account ID	FY2020 Actual	FY2021 Adopted Budget	FY2021 Amended Budget	FY2022 Adopted Budget
Revenue Source					
Miscellaneous Local Sources					
Miscellaneous Local Sources Premium on Obligations	AA.9730.4200-3280.2710	\$513,678	\$0	\$0	\$0
Total Miscellaneous Local Sources:		\$513,678	\$0	\$0	\$0
Total Revenue Source:		\$513,678	\$0	\$0	\$0

Department of Finance - Rehabilitation Loans and Grants (8688)

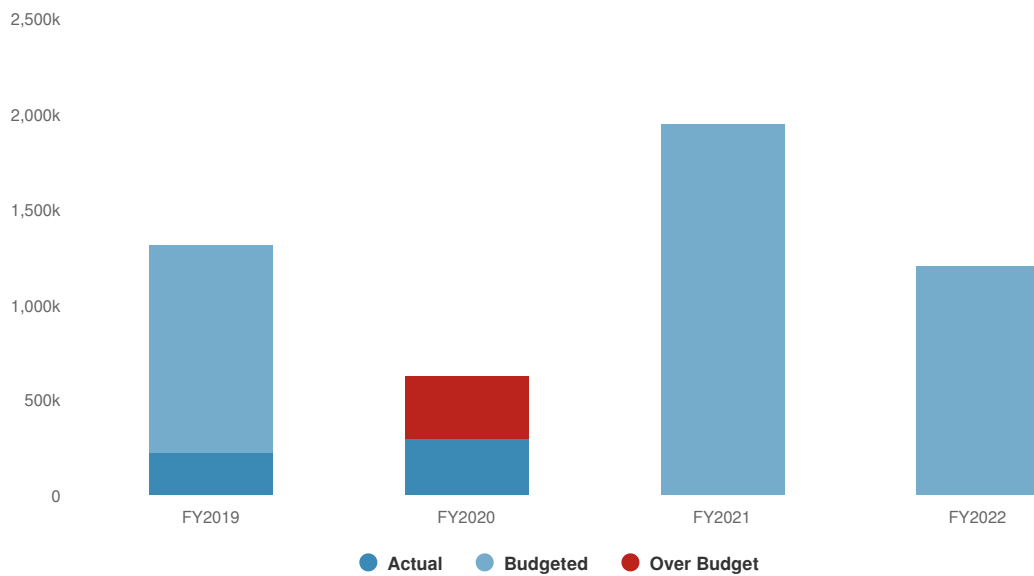
Burt Gulnick
Commissioner

Expenditures Summary

The Expenditures Summary provides a comparison between the 2022 Adopted Budget and the 2021 Amended Budget.

\$1,200,000 **-\$748,000**
(-38.4% vs. prior year)

Department of Finance - Rehabilitation Loans and Grants (8688) Proposed and Historical Budget vs. Actual



Expenditures by Division and/or Account

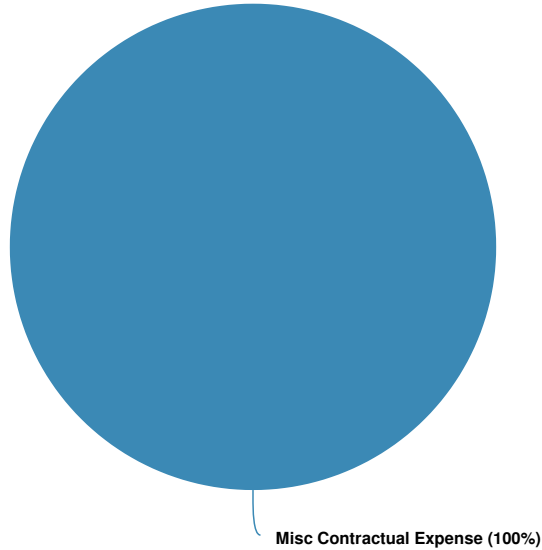
This section provides expenditures by division and account to provide the necessary detail required as part of the Adopted Budget.

Name	Account ID	FY2020 Actual	FY2021 Adopted Budget	FY2021 Amended Budget	FY2022 Executive Budget	FY2022 Adopted Budget
Expenditures						
Home and Community Services						
CDBG Grants						
Misc Contractual Expense Other	BB.8668.3751-4600.4660	\$628,234	\$300,000	\$1,948,000	\$1,200,000	\$1,200,000
Total CDBG Grants:		\$628,234	\$300,000	\$1,948,000	\$1,200,000	\$1,200,000
Total Home and Community Services:		\$628,234	\$300,000	\$1,948,000	\$1,200,000	\$1,200,000
Total Expenditures:		\$628,234	\$300,000	\$1,948,000	\$1,200,000	\$1,200,000

Expenditures by Expense Type

This section provides a summary of expenditures by type to provide context on categorical spending.

Budgeted Expenditures by Expense Type

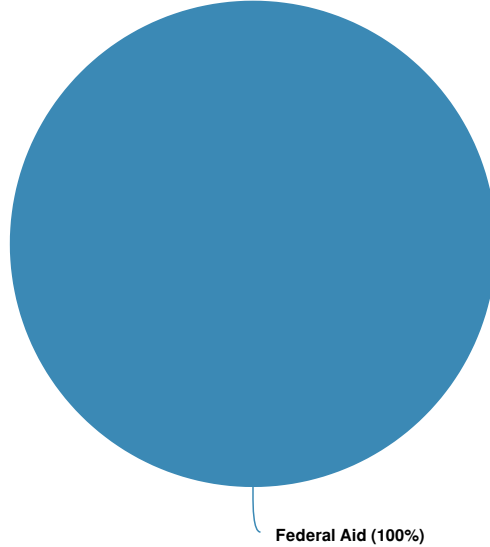


Name	FY2020 Actual	FY2021 Adopted Budget	FY2021 Amended Budget	FY2022 Executive Budget	FY2022 Adopted Budget
Expense Objects					
Misc Contractual Expense	\$628,234	\$300,000	\$1,948,000	\$1,200,000	\$1,200,000
Total Expense Objects:	\$628,234	\$300,000	\$1,948,000	\$1,200,000	\$1,200,000

Revenues by Source

This section provides a detailed listing of revenues by source and account.

Projected 2022 Revenues by Source



Name	Account ID	FY2020 Actual	FY2021 Adopted Budget	FY2021 Amended Budget	FY2022 Executive Budget	FY2022 Adopted Budget
Revenue Source						
Federal Aid						
Federal Aid Other-Home & Comm Services	BB.8668.3751-3400.4989	\$628,234	\$300,000	\$1,948,000	\$1,200,000	\$1,200,000
Total Federal Aid:		\$628,234	\$300,000	\$1,948,000	\$1,200,000	\$1,200,000
Total Revenue Source:		\$628,234	\$300,000	\$1,948,000	\$1,200,000	\$1,200,000

Department of Finance - Serial Bonds (9710)

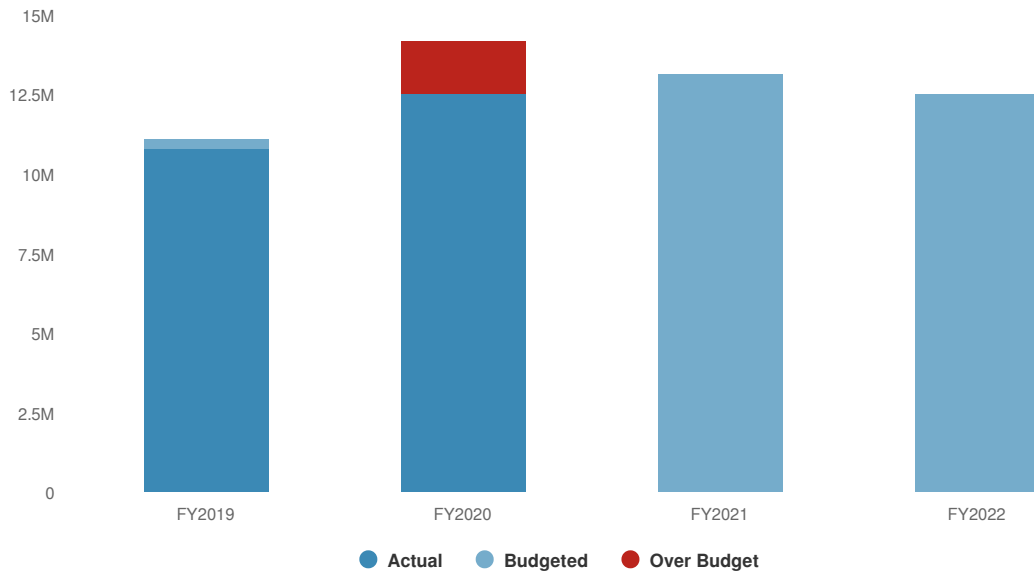
Burt Gulnick
Commissioner

Expenditures Summary

The Expenditures Summary provides a comparison between the 2022 Adopted Budget and the 2021 Amended Budget.

\$12,565,466 **-\$580,232**
(-4.41% vs. prior year)

Department of Finance - Serial Bonds (9710) Proposed and Historical Budget vs. Actual



Expenditures by Division and/or Account

This section provides expenditures by division and account to provide the necessary detail required as part of the Adopted Budget.

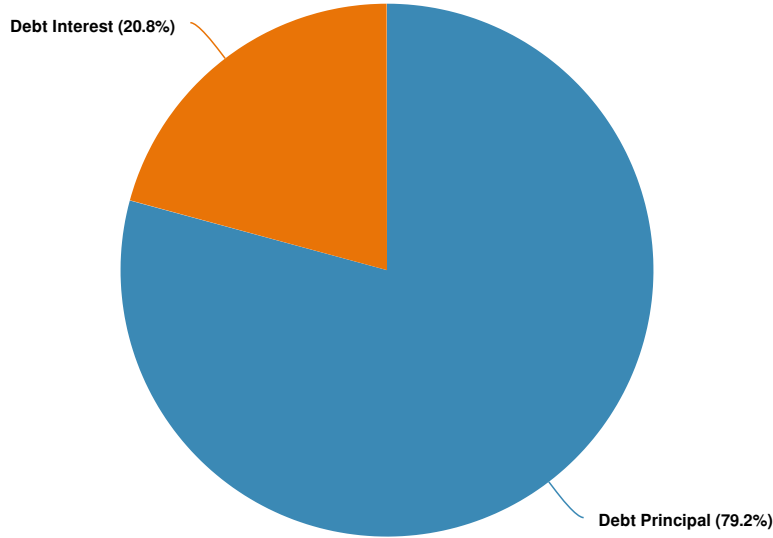
Name	Account ID	FY2020 Actual	FY2021 Adopted Budget	FY2021 Amended Budget	FY2022 Executive Budget	FY2022 Adopted Budget
Expenditures						
Debt Service						
Serial Bonds						
Debt Principal Serial Bonds	VV.9710.4450-6000.6000	\$10,943,235	\$9,840,000	\$9,840,000	\$9,955,000	\$9,955,000
Debt Interest Serial Bonds	VV.9710.4450-7000.7000	\$3,273,524	\$3,305,698	\$3,305,698	\$2,610,466	\$2,610,466
Total Serial Bonds:		\$14,216,759	\$13,145,698	\$13,145,698	\$12,565,466	\$12,565,466
Total Debt Service:		\$14,216,759	\$13,145,698	\$13,145,698	\$12,565,466	\$12,565,466
Total Expenditures:		\$14,216,759	\$13,145,698	\$13,145,698	\$12,565,466	\$12,565,466



Expenditures by Expense Type

This section provides a summary of expenditures by type to provide context on categorical spending.

Budgeted Expenditures by Expense Type

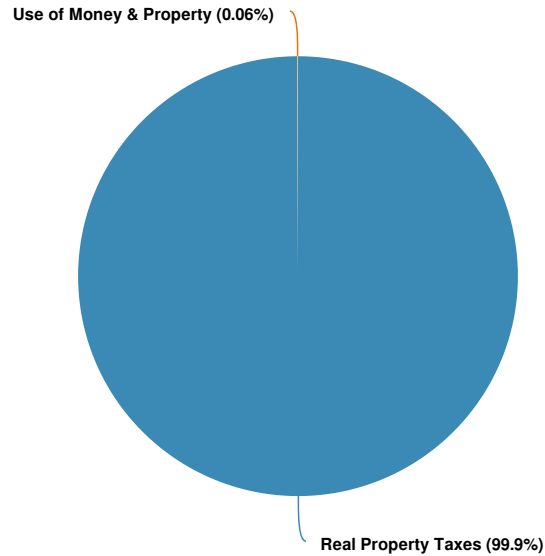


Name	FY2020 Actual	FY2021 Adopted Budget	FY2021 Amended Budget	FY2022 Executive Budget	FY2022 Adopted Budget
Expense Objects					
Debt Principal	\$10,943,235	\$9,840,000	\$9,840,000	\$9,955,000	\$9,955,000
Debt Interest	\$3,273,524	\$3,305,698	\$3,305,698	\$2,610,466	\$2,610,466
Total Expense Objects:	\$14,216,759	\$13,145,698	\$13,145,698	\$12,565,466	\$12,565,466

Revenues by Source

This section provides a detailed listing of revenues by source and account.

Projected 2022 Revenues by Source



Name	Account ID	FY2020 Actual	FY2021 Adopted Budget	FY2021 Amended Budget	FY2022 Executive Budget	FY2022 Adopted Budget
Revenue Source						
Real Property Taxes						
Real Property Taxes Tax Levy	VV.9710.4450-3000.1001	\$10,754,060	\$11,950,698	\$11,950,698	\$12,558,466	\$12,558,466
Total Real Property Taxes:		\$10,754,060	\$11,950,698	\$11,950,698	\$12,558,466	\$12,558,466
Use of Money & Property						
Use of Money & Property Interest and Earnings	VV.9710.4450-3240.2401	\$37,711	\$45,000	\$45,000	\$7,000	\$7,000
Total Use of Money & Property:		\$37,711	\$45,000	\$45,000	\$7,000	\$7,000
Miscellaneous Local Sources						
Miscellaneous Local Sources Premium on Obligations	VV.9710.4450-3280.2710	\$269,432	\$0	\$0		\$0
Miscellaneous Local Sources Unclassified Revenues	VV.9710.4450-3280.2770	\$1,764	\$0	\$0		\$0
Total Miscellaneous Local Sources:		\$271,196	\$0	\$0		\$0
Interfund Transfers In						
Interfund Transfers In Interfund Transfers	VV.9710.4450-3520.5031	\$356,491	\$0	\$0		\$0
Total Interfund Transfers In:		\$356,491	\$0	\$0		\$0



Name	Account ID	FY2020 Actual	FY2021 Adopted Budget	FY2021 Amended Budget	FY2022 Executive Budget	FY2022 Adopted Budget
Total Revenue Source:		\$11,419,457	\$11,995,698	\$11,995,698	\$12,565,466	\$12,565,466




Department of Finance - Undistributed Revenues (9900)

Burt Gulnick
Commissioner

Revenues by Source

This section provides a detailed listing of revenues by source and account.

Projected 2022 Revenues by Source



Appropriated Fund Balance (100%)

Name	Account ID	FY2020 Actual	FY2021 Adopted Budget	FY2021 Amended Budget	FY2022 Executive Budget	FY2022 Adopted Budget
Revenue Source						
Appropriated Fund Balance						
Appropriated Fund Balance Current Year	AA.9900.9900-3700.9990	\$0	\$5,605,782	\$5,605,782	\$4,714,738	\$5,926,256
Appropriated Fund Balance Current Year	DD.9900.9900-3700.9990	\$0	\$2,250,000	\$2,250,000	\$0	\$0
Appropriated Fund Balance Current Year	EE.9900.9900-3700.9990	\$0	\$2,750,000	\$2,750,000	\$0	\$0
Appropriated Fund Balance Current Year	VV.9900.9900-3700.9990	\$0	\$1,150,000	\$1,150,000	\$0	\$0
Total Appropriated Fund Balance:		\$0	\$11,755,782	\$11,755,782	\$4,714,738	\$5,926,256
Appropriated Reserves						
Appropriated Reserves Future Capital Projects	AA.9900.9900-3900.9980	\$0	\$500,000	\$500,000	\$0	\$0
Total Appropriated Reserves:		\$0	\$500,000	\$500,000	\$0	\$0



Name	Account ID	FY2020 Actual	FY2021 Adopted Budget	FY2021 Amended Budget	FY2022 Executive Budget	FY2022 Adopted Budget
Total Revenue Source:		\$0	\$12,255,782	\$12,255,782	\$4,714,738	\$5,926,256



Human Rights (8040)

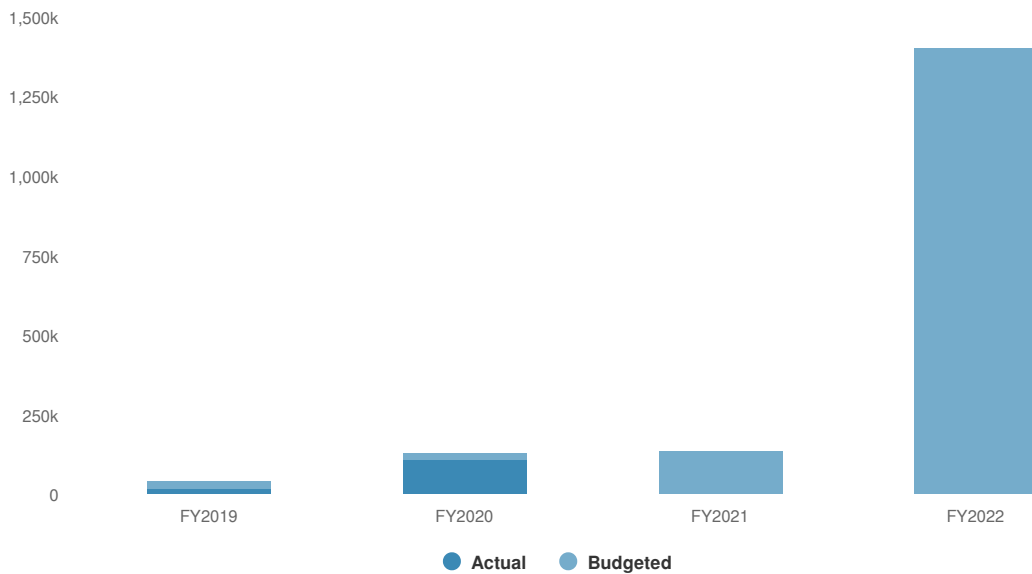
Tyrone Wilson
Commissioner

Expenditures Summary

The Expenditures Summary provides a comparison between the 2022 Adopted Budget and the 2021 Amended Budget.

\$1,405,719 **\$1,269,140**
(929.24% vs. prior year)

Human Rights (8040) Proposed and Historical Budget vs. Actual



Expenditures by Division and/or Account

This section provides expenditures by division and account to provide the necessary detail required as part of the Adopted Budget.

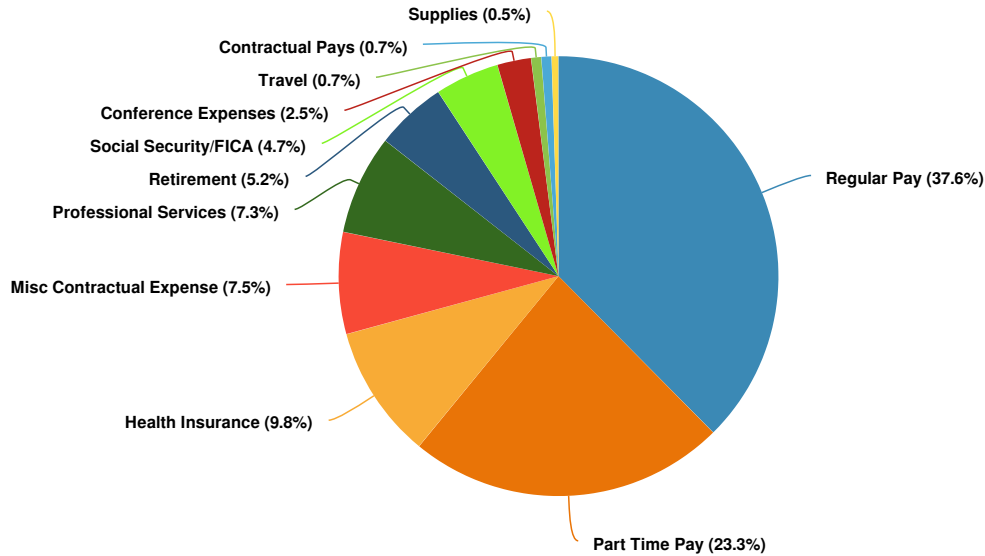
Name	Account ID	FY2020 Actual	FY2021 Adopted Budget	FY2021 Amended Budget	FY2022 Executive Budget	FY2022 Adopted Budget
Expenditures						
Home and Community Services						
Human Rights Commission						
Regular Pay Regular Pay	AA.8040.3500-1300.1300	\$73,145	\$73,573	\$73,573	\$75,494	\$75,494
Part Time Pay Part Time Pay	AA.8040.3500-1400.1400			\$10,200	\$46,884	\$46,884
Contractual Pays Longevity Pay	AA.8040.3500-1420.1440		\$1,250	\$1,250	\$1,500	\$1,500
Contractual Pays Retro Pay	AA.8040.3500-1420.1465			\$360		\$0
Supplies Office	AA.8040.3500-4000.4025	\$309	\$500	\$500	\$1,000	\$1,000
Supplies Other General	AA.8040.3500-4000.4030			\$1,500	\$0	\$0
Professional Services Advertising	AA.8040.3500-4300.4325			\$0	\$13,000	\$13,000
Professional Services Education/Training	AA.8040.3500-4300.4345	\$0	\$1,750	\$1,750	\$1,750	\$1,750
Conference Expenses Con Exp	AA.8040.3500-4580.4580	\$0	\$1,500	\$1,500	\$5,000	\$5,000
Travel Trvl	AA.8040.3500-4590.4590	\$0	\$500	\$500	\$1,500	\$1,500
Misc Contractual Expense Other	AA.8040.3500-4600.4660	\$3,000	\$20,000	\$7,940	\$15,000	\$15,000
Retirement Ret	AA.8040.3500-8000.8000	\$10,861	\$13,233	\$13,233	\$10,491	\$10,491
Social Security/FICA SS/FICA	AA.8040.3500-8010.8010	\$5,585	\$5,724	\$5,724	\$9,477	\$9,477
Health Insurance Dental	AA.8040.3500-8020.8020	\$772	\$925	\$925	\$979	\$979
Health Insurance Hospital & Medical	AA.8040.3500-8020.8035	\$16,363	\$17,494	\$17,494	\$18,605	\$18,605
Health Insurance Optical	AA.8040.3500-8020.8055	\$177	\$130	\$130	\$137	\$137
Total Human Rights Commission:		\$110,213	\$136,579	\$136,579	\$200,817	\$200,817
Total Home and Community Services:		\$110,213	\$136,579	\$136,579	\$200,817	\$200,817
Total Expenditures:		\$110,213	\$136,579	\$136,579	\$200,817	\$200,817



Expenditures by Expense Type

This section provides a summary of expenditures by type to provide context on categorical spending.

Budgeted Expenditures by Expense Type



Name	FY2020 Actual	FY2021 Adopted Budget	FY2021 Amended Budget	FY2022 Executive Budget	FY2022 Adopted Budget
Expense Objects					
Regular Pay	\$73,145	\$73,573	\$73,573	\$75,494	\$75,494
Part Time Pay			\$10,200	\$46,884	\$46,884
Contractual Pays		\$1,250	\$1,610	\$1,500	\$1,500
Supplies	\$309	\$500	\$2,000	\$1,000	\$1,000
Professional Services	\$0	\$1,750	\$1,750	\$14,750	\$14,750
Conference Expenses	\$0	\$1,500	\$1,500	\$5,000	\$5,000
Travel	\$0	\$500	\$500	\$1,500	\$1,500
Misc Contractual Expense	\$3,000	\$20,000	\$7,940	\$15,000	\$15,000
Retirement	\$10,861	\$13,233	\$13,233	\$10,491	\$10,491
Social Security/FICA	\$5,585	\$5,724	\$5,724	\$9,477	\$9,477
Health Insurance	\$17,312	\$18,549	\$18,549	\$19,721	\$19,721
Total Expense Objects:	\$110,213	\$136,579	\$136,579	\$200,817	\$200,817



Department Position Summary - Human Rights (8040)

A8040		Human Rights			
Division	Position #	Title	2021 Adopted	2022 Executive Recommended	2022 Adopted
3500					
	80401001	DIR HR COM	<u>73,573</u>	<u>75,494</u>	<u>75,494</u>
		Total Full Time Salary	73,573	75,494	75,494
		Other Part time Pay	<u>0</u>	<u>46,884</u>	<u>46,884</u>
		Division Total	<u>147,146</u>	<u>197,872</u>	<u>197,872</u>
		Department Total	147,146	197,872	197,872
		Total Benefited Employees	1	1	1

Information Services (1680)

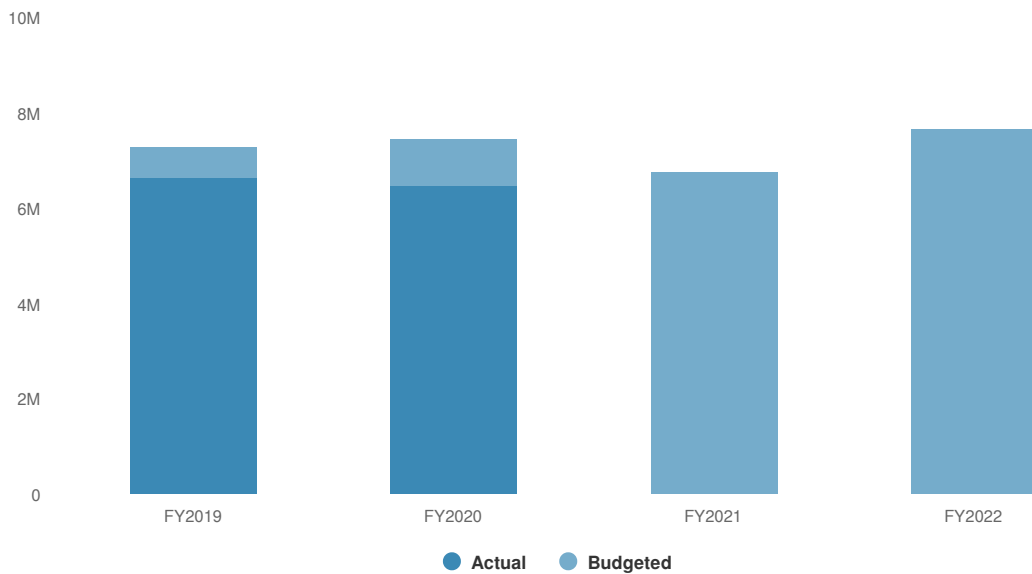
Alan Macaluso
Director

Expenditures Summary

The Expenditures Summary provides a comparison between the 2022 Adopted Budget and the 2021 Amended Budget.

\$7,668,531 **\$904,320**
(13.37% vs. prior year)

Information Services (1680) Proposed and Historical Budget vs. Actual



Expenditures by Division and/or Account

This section provides expenditures by division and account to provide the necessary detail required as part of the Adopted Budget.

Name	Account ID	FY2020 Actual	FY2021 Adopted Budget	FY2021 Amended Budget	FY2022 Executive Budget	FY2022 Adopted Budget
Expenditures						
General Government						
Central Data Processing						
Information Services Admin						
Regular Pay Regular Pay	AA.1680.1291-1300.1300	\$1,774,997	\$1,511,884	\$1,526,026	\$1,734,197	\$1,734,197
Part Time Pay Part Time Pay	AA.1680.1291-1400.1400	\$15,503	\$20,000	\$33,000	\$30,000	\$30,000



Name	Account ID	FY2020 Actual	FY2021 Adopted Budget	FY2021 Amended Budget	FY2022 Executive Budget	FY2022 Adopted Budget
Overtime Pay Overtime Pay	AA.1680.1291-1410.1410	\$12,285	\$10,000	\$58,000	\$20,000	\$20,000
Contractual Pays Longevity Pay	AA.1680.1291-1420.1440	\$22,000	\$23,000	\$23,000	\$24,250	\$24,250
Contractual Pays On-Call Pay	AA.1680.1291-1420.1445	\$180	\$0	\$0		\$0
Contractual Pays Retro Pay	AA.1680.1291-1420.1465	\$0		\$31,000		\$0
Computer Equipment Computer Equipment	AA.1680.1291-2200.2200	\$417,736	\$550,621	\$652,283	\$521,803	\$521,803
Computer Equipment Software	AA.1680.1291-2200.2220	\$73,272	\$72,390	\$72,390	\$82,355	\$82,355
Supplies Auto Fuel	AA.1680.1291-4000.4000	\$1,063	\$1,500	\$1,500	\$1,500	\$1,500
Supplies Office	AA.1680.1291-4000.4025	\$18,593	\$37,650	\$37,418	\$37,650	\$37,650
Supplies Other General	AA.1680.1291-4000.4030	\$11,081	\$0	\$0		\$0
Professional Services Education/Training	AA.1680.1291-4300.4345	\$9,960	\$0	\$0	\$5,000	\$5,000
Professional Services Other Fees	AA.1680.1291-4300.4505	\$223,648	\$195,000	\$198,800	\$426,628	\$426,628
Leases/Rental Equipment	AA.1680.1291-4570.4573	\$128,045	\$207,723	\$145,448	\$197,913	\$197,913
Conference Expenses Con Exp	AA.1680.1291-4580.4580	\$0	\$0	\$700	\$17,650	\$17,650
Travel Trvl	AA.1680.1291-4590.4590	\$2	\$0	\$415	\$0	\$0
Misc Contractual Expense Memberships	AA.1680.1291-4600.4625	\$100	\$0	\$0	\$125	\$125
Misc Contractual Expense Periodicals	AA.1680.1291-4600.4635	\$737,325	\$750,081	\$750,081	\$902,628	\$902,628
Misc Contractual Expense Other	AA.1680.1291-4600.4660	\$11,724	\$43,877	\$43,877	\$43,877	\$43,877
Communication Expenses Internet Services	AA.1680.1291-4670.4675	\$507,352	\$531,720	\$531,720	\$449,549	\$449,549
Communication Expenses Telephone Services	AA.1680.1291-4670.4680	\$381,970	\$430,050	\$430,050	\$434,340	\$434,340
Maintenance Repair & Maintenance - Equipment	AA.1680.1291-4690.4695	\$401,740	\$363,510	\$425,785	\$483,046	\$483,046
Maintenance Software	AA.1680.1291-4690.4700	\$788,441	\$959,757	\$944,757	\$1,027,385	\$1,027,385
Retirement Ret	AA.1680.1291-8000.8000	\$270,995	\$271,929	\$271,929	\$278,624	\$278,624
Retirement Retirement - VDC	AA.1680.1291-8000.8001	\$16,405	\$0	\$0		\$0
Social Security/FICA SS/FICA	AA.1680.1291-8010.8010	\$137,482	\$119,714	\$122,315	\$138,347	\$138,347
Health Insurance Dental	AA.1680.1291-8020.8020	\$22,392	\$23,124	\$23,124	\$25,446	\$25,446
Health Insurance Hospital & Medical	AA.1680.1291-8020.8035	\$474,668	\$437,355	\$437,355	\$483,720	\$483,720

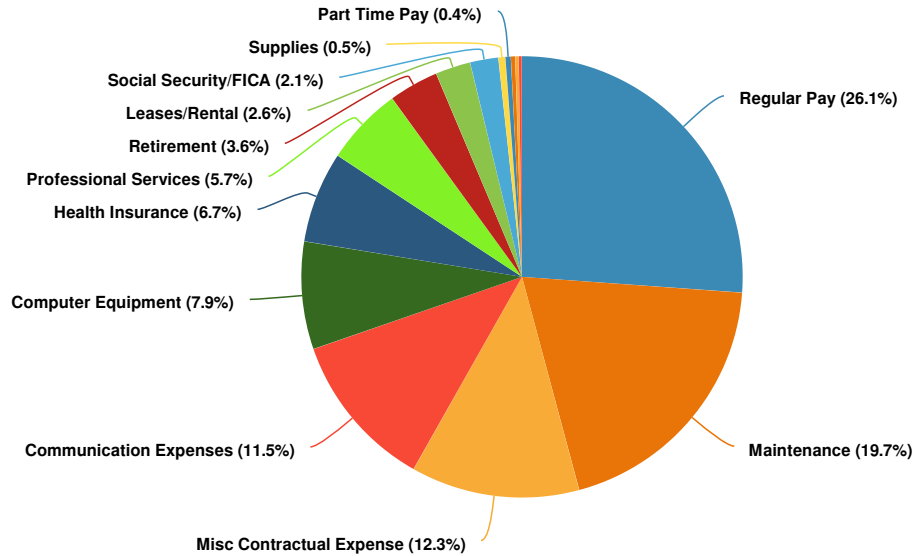


Name	Account ID	FY2020 Actual	FY2021 Adopted Budget	FY2021 Amended Budget	FY2022 Executive Budget	FY2022 Adopted Budget
Health Insurance Optical	AA.1680.1291-8020.8055	\$5,134	\$3,238	\$3,238	\$3,563	\$3,563
Total Information Services Admin:		\$6,464,092	\$6,564,123	\$6,764,211	\$7,369,596	\$7,369,596
Constituent Service Navigator						
Regular Pay Regular Pay	AA.1680.1292-1300.1300			\$0	\$270,725	\$270,725
Professional Services Advertising	AA.1680.1292-4300.4325			\$0	\$7,500	\$7,500
Social Security/FICA SS/FICA	AA.1680.1292-8010.8010			\$0	\$20,710	\$20,710
Total Constituent Service Navigator:				\$0	\$298,935	\$298,935
Total Central Data Processing:		\$6,464,092	\$6,564,123	\$6,764,211	\$7,668,531	\$7,668,531
Total General Government:		\$6,464,092	\$6,564,123	\$6,764,211	\$7,668,531	\$7,668,531
Total Expenditures:		\$6,464,092	\$6,564,123	\$6,764,211	\$7,668,531	\$7,668,531

Expenditures by Expense Type

This section provides a summary of expenditures by type to provide context on categorical spending.

Budgeted Expenditures by Expense Type



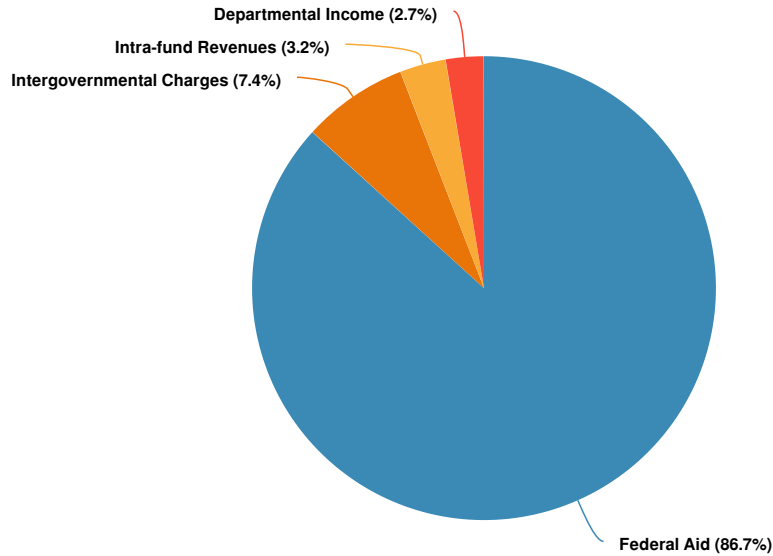
Name	FY2020 Actual	FY2021 Adopted Budget	FY2021 Amended Budget	FY2022 Executive Budget	FY2022 Adopted Budget
Expense Objects					
Regular Pay	\$1,774,997	\$1,511,884	\$1,526,026	\$2,004,922	\$2,004,922
Part Time Pay	\$15,503	\$20,000	\$33,000	\$30,000	\$30,000
Overtime Pay	\$12,285	\$10,000	\$58,000	\$20,000	\$20,000
Contractual Pays	\$22,180	\$23,000	\$54,000	\$24,250	\$24,250
Computer Equipment	\$491,008	\$623,011	\$724,673	\$604,158	\$604,158
Supplies	\$30,737	\$39,150	\$38,918	\$39,150	\$39,150
Professional Services	\$233,608	\$195,000	\$198,800	\$439,128	\$439,128
Leases/Rental	\$128,045	\$207,723	\$145,448	\$197,913	\$197,913
Conference Expenses	\$0	\$0	\$700	\$17,650	\$17,650
Travel	\$2	\$0	\$415	\$0	\$0
Misc Contractual Expense	\$749,149	\$793,958	\$793,958	\$946,630	\$946,630
Communication Expenses	\$889,322	\$961,770	\$961,770	\$883,889	\$883,889
Maintenance	\$1,190,180	\$1,323,267	\$1,370,542	\$1,510,431	\$1,510,431
Retirement	\$287,400	\$271,929	\$271,929	\$278,624	\$278,624
Social Security/FICA	\$137,482	\$119,714	\$122,315	\$159,057	\$159,057
Health Insurance	\$502,194	\$463,717	\$463,717	\$512,729	\$512,729
Total Expense Objects:	\$6,464,092	\$6,564,123	\$6,764,211	\$7,668,531	\$7,668,531



Revenues by Source

This section provides a detailed listing of revenues by source and account.

Projected 2022 Revenues by Source



Name	Account ID	FY2020 Actual	FY2021 Adopted Budget	FY2021 Amended Budget	FY2022 Executive Budget	FY2022 Adopted Budget
Revenue Source						
Departmental Income						
Departmental Income Other General Dep. Income	AA.1680.1291-3120.1289	\$12,599	\$8,782	\$8,782	\$12,400	\$12,400
Total Departmental Income:		\$12,599	\$8,782	\$8,782	\$12,400	\$12,400
Intergovernmental Charges						
Intergovernmental Charges Data Processing-Other Gov	AA.1680.1291-3200.2228	\$34,379	\$79,330	\$79,330	\$34,600	\$34,600
Total Intergovernmental Charges:		\$34,379	\$79,330	\$79,330	\$34,600	\$34,600
Interfund Revenues						
Interfund Revenues Interfund Revenues	AA.1680.1291-3290.2801	\$87	\$0	\$0		\$0
Total Interfund Revenues:		\$87	\$0	\$0		\$0
Federal Aid						
Federal Aid Other-General Government	AA.1680.1292-3400.4089			\$0		\$405,792
Total Federal Aid:				\$0		\$405,792
Intra-fund Revenues						



Name	Account ID	FY2020 Actual	FY2021 Adopted Budget	FY2021 Amended Budget	FY2022 Executive Budget	FY2022 Adopted Budget
Intra-fund Revenues Inter- departmental Revenues	AA.1680.1291- 3600.2802	\$26,453	\$17,000	\$17,000	\$15,000	\$15,000
Total Intra-fund Revenues:		\$26,453	\$17,000	\$17,000	\$15,000	\$15,000
Total Revenue Source:		\$73,518	\$105,112	\$105,112	\$62,000	\$467,792

Department Position Summary - Information Services (1680) - Page 1

A1680		Information Services			
Division	Position #	Title	2021 Adopted	2022 Executive Recommended	2022 Adopted
1291	16801001	DIR IS	111,849	114,769	114,769
	16801002	TCS CD II	6,236	0	0
	16801010	DEP DIR IS	95,881	98,371	98,371
	16801017	CMP OP	57,039	62,371	62,371
	16801018	CMP OP	48,982	53,836	53,836
	16801019	CMP OP	10,756	0	0
	16801020	TEC AS CD	3,622	0	0
	16801020	APP S&D SP	0	66,576	66,576
	16801023	TEC SUP I	62,794	0	0
	16801023	SR TEC SUP	0	75,639	75,639
	16801024	AST DIR IS	95,315	103,540	103,540
	16801025	APP S&D SP	62,577	68,623	68,623
	16801027	WEB DS/ANL	62,997	70,171	70,171
	16801029	TEC SUP I	63,653	69,615	69,615
	16801030	AST DIR IS	100,905	103,540	103,540
	16801031	TEC SUP II	62,538	70,435	70,435
	16801033	SYS SPEC	64,268	71,566	71,566
	16801057	CS REP	1,464	0	0
	16801063	PRJ DIR IS	79,895	81,973	81,973
	16801078	SR TEC SUP	14,901	0	0
	16801078	SYS SPEC	0	66,576	66,576
	16801081	PR ACC CLK	47,429	52,640	52,640
	16801082	SYS ANALYST	87,714	95,732	95,732
	16801094	OFFICE AST	49,242	54,236	54,236
	16801096	TECH LDR	87,069	95,732	95,732
	16801098	CAP/ANALYST	78,744	0	0
	16801098	SYS ANALYST	0	86,304	86,304
	16801101	PUB SAF ADMIN	84,846	94,021	94,021
	16801105	NET AST	<u>71,168</u>	<u>77,932</u>	<u>77,932</u>
	Total Full Time Salary		1,511,884	1,734,198	1,734,198
	Other Part Time Pay		<u>20,000</u>	<u>30,000</u>	<u>30,000</u>
	Division Total		<u>1,531,884</u>	<u>1,764,198</u>	<u>1,764,198</u>
1292	16801125	PROJ DIR CSN	0	81,973	81,973
	16801130	AST PROJ DIR CSN	0	73,874	73,874
	16801135	CS REP	0	57,439	57,439
	16801140	CS REP	<u>0</u>	<u>57,439</u>	<u>57,439</u>
	Total Full Time Salary		0	270,725	270,725
	Division Total		<u>0</u>	<u>270,725</u>	<u>270,725</u>



Department Position Summary - Information Services (1680) - Page 2

A1680		Information Services			
Division	Position #	Title	2021 Adopted	2022 Executive Recommended	2022 Adopted
1292					
		Department Total	1,531,884	2,034,923	2,034,923
		Total Benefited Employees	25	26	26

PL Notes:

16801020 - Restored Position/Title Change
 16801023 - Title Change
 16801078 - Restored Position/Title Change
 16801098 - Title Change
 16801125 - New Position
 16801130 - New Position
 16801135 - New Position

Insurance - Unallocated Insurance (1910)

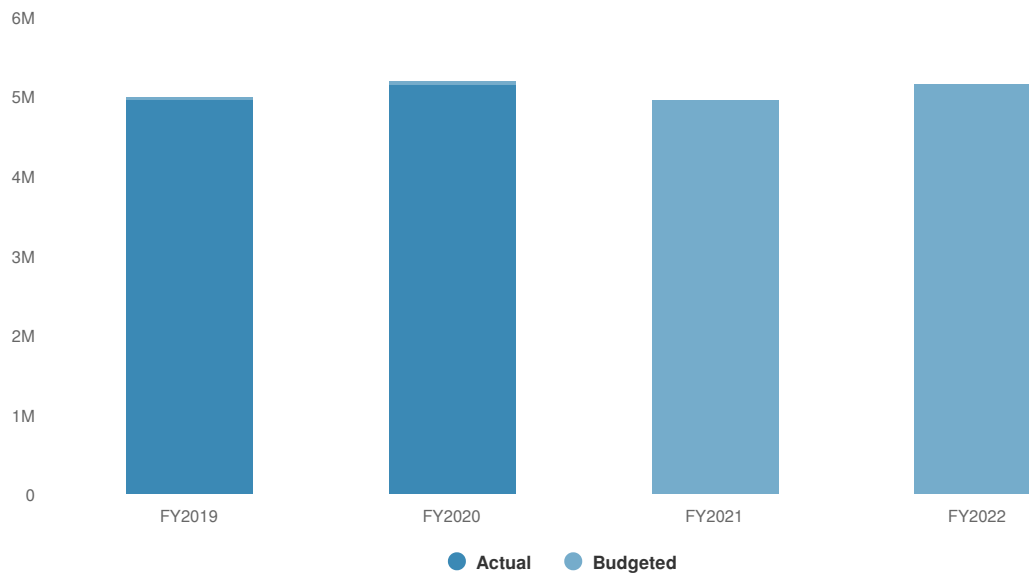
Dorraine Whitney
Insurance Officer

Expenditures Summary

The Expenditures Summary provides a comparison between the 2022 Adopted Budget and the 2021 Amended Budget.

\$5,166,185 **\$211,636**
(4.27% vs. prior year)

Insurance - Unallocated Insurance (1910) Proposed and Historical Budget vs. Actual



Expenditures by Division and/or Account

This section provides expenditures by division and account to provide the necessary detail required as part of the Adopted Budget.

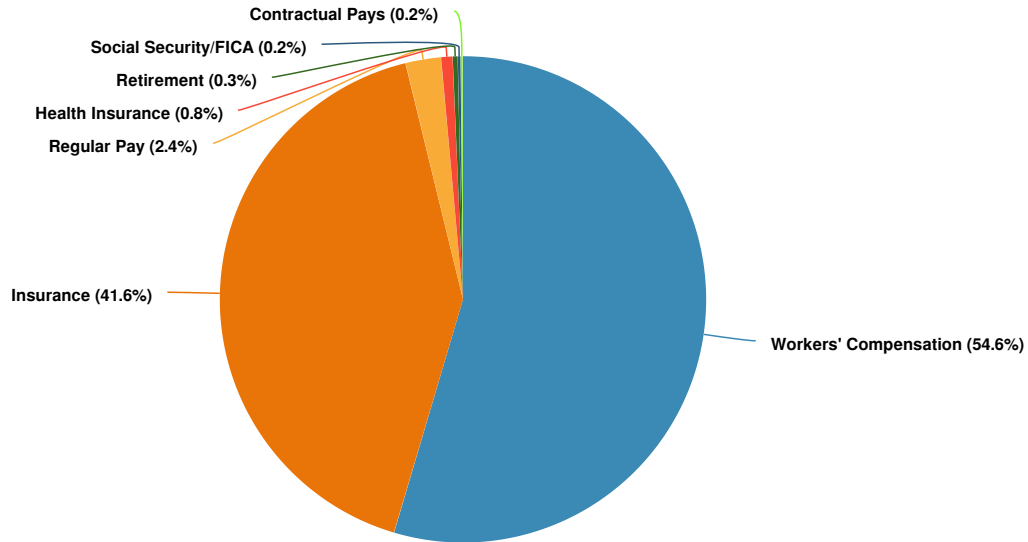
Name	Account ID	FY2020 Actual	FY2021 Adopted Budget	FY2021 Amended Budget	FY2022 Executive Budget	FY2022 Adopted Budget
Expenditures						
General Government						
Unallocated Insurance						
Regular Pay Regular Pay	AA.1910.1301-1300.1300	\$121,123	\$115,904	\$117,433	\$121,769	\$121,769
Overtime Pay Overtime Pay	AA.1910.1301-1410.1410			\$100	\$0	\$0
Contractual Pays Longevity Pay	AA.1910.1301-1420.1440	\$8,000	\$9,250	\$9,250	\$8,000	\$8,000
Contractual Pays Retro Pay	AA.1910.1301-1420.1465			\$1,100		\$0
Insurance Defense - General Liability	AA.1910.1301-4510.4515	\$0	\$20,000	\$19,900	\$20,000	\$20,000
Insurance Other Insurance	AA.1910.1301-4510.4535	\$1,490,569	\$1,500,000	\$1,500,000	\$1,650,000	\$1,650,000
Insurance Settlements - General Liability	AA.1910.1301-4510.4545	\$290,030	\$425,000	\$425,000	\$475,000	\$475,000
Insurance Settlements - Property	AA.1910.1301-4510.4560		\$5,000	\$5,000	\$5,000	\$5,000
Retirement Ret	AA.1910.1301-8000.8000	\$19,174	\$20,846	\$20,846	\$16,922	\$16,922
Social Security/FICA SS/FICA	AA.1910.1301-8010.8010	\$10,340	\$9,575	\$9,575	\$9,928	\$9,928
Health Insurance Dental	AA.1910.1301-8020.8020	\$1,544	\$1,850	\$1,850	\$1,957	\$1,957
Health Insurance Hospital & Medical	AA.1910.1301-8020.8035	\$32,727	\$34,988	\$34,988	\$37,209	\$37,209
Health Insurance Optical	AA.1910.1301-8020.8055	\$354	\$259	\$259	\$274	\$274
Workers' Compensation WC	AA.1910.1301-8100.8100	\$3,170,814	\$2,809,248	\$2,809,248	\$2,820,126	\$2,820,126
Total Unallocated Insurance:		\$5,144,675	\$4,951,920	\$4,954,549	\$5,166,185	\$5,166,185
Total General Government:		\$5,144,675	\$4,951,920	\$4,954,549	\$5,166,185	\$5,166,185
Total Expenditures:		\$5,144,675	\$4,951,920	\$4,954,549	\$5,166,185	\$5,166,185



Expenditures by Expense Type

This section provides a summary of expenditures by type to provide context on categorical spending.

Budgeted Expenditures by Expense Type

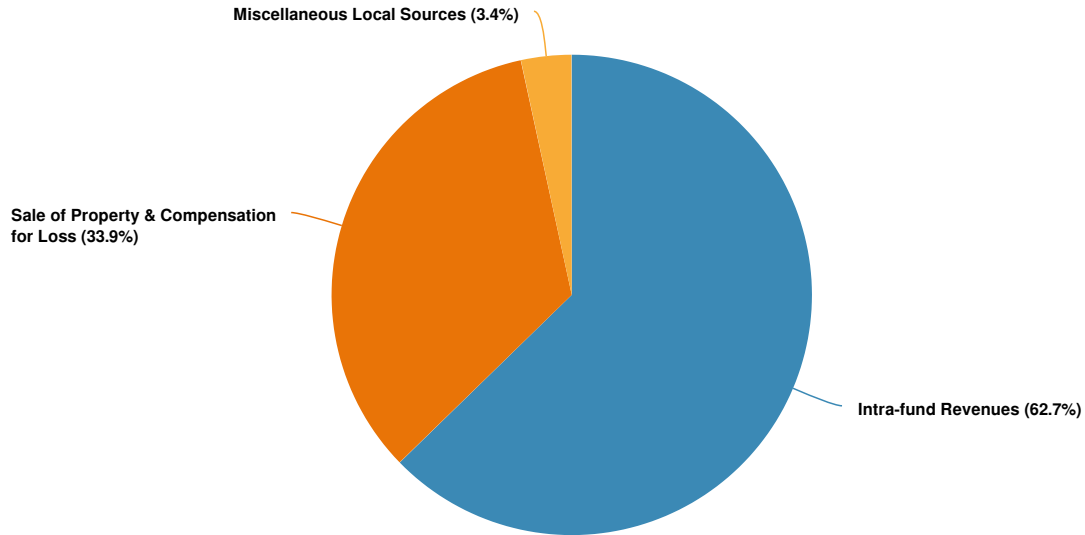


Name	FY2020 Actual	FY2021 Adopted Budget	FY2021 Amended Budget	FY2022 Executive Budget	FY2022 Adopted Budget
Expense Objects					
Regular Pay	\$121,123	\$115,904	\$117,433	\$121,769	\$121,769
Overtime Pay			\$100	\$0	\$0
Contractual Pays	\$8,000	\$9,250	\$10,350	\$8,000	\$8,000
Insurance	\$1,780,600	\$1,950,000	\$1,949,900	\$2,150,000	\$2,150,000
Retirement	\$19,174	\$20,846	\$20,846	\$16,922	\$16,922
Social Security/FICA	\$10,340	\$9,575	\$9,575	\$9,928	\$9,928
Health Insurance	\$34,624	\$37,097	\$37,097	\$39,440	\$39,440
Workers' Compensation	\$3,170,814	\$2,809,248	\$2,809,248	\$2,820,126	\$2,820,126
Total Expense Objects:	\$5,144,675	\$4,951,920	\$4,954,549	\$5,166,185	\$5,166,185

Revenues by Source

This section provides a detailed listing of revenues by source and account.

Projected 2022 Revenues by Source



Name	Account ID	FY2020 Actual	FY2021 Adopted Budget	FY2021 Amended Budget	FY2022 Executive Budget	FY2022 Adopted Budget
Revenue Source						
Sale of Property & Compensation for Loss						
Sale of Property & Compensation for Loss Insurance Recoveries	AA.1910.1301-3270.2680	\$86,095	\$140,000	\$140,000	\$100,000	\$100,000
Total Sale of Property & Compensation for Loss:		\$86,095	\$140,000	\$140,000	\$100,000	\$100,000
Miscellaneous Local Sources						
Miscellaneous Local Sources Refund of Prior Years Expenses	AA.1910.1301-3280.2701	\$5,673	\$30,000	\$30,000	\$10,000	\$10,000
Total Miscellaneous Local Sources:		\$5,673	\$30,000	\$30,000	\$10,000	\$10,000
Interfund Revenues						
Interfund Revenues Interfund Revenues	AA.1910.1301-3290.2801	\$4,085	\$0	\$0		\$0
Total Interfund Revenues:		\$4,085	\$0	\$0		\$0
Intra-fund Revenues						
Intra-fund Revenues Inter-departmental Revenues	AA.1910.1301-3600.2802	\$178,272	\$185,000	\$185,000	\$185,000	\$185,000
Total Intra-fund Revenues:		\$178,272	\$185,000	\$185,000	\$185,000	\$185,000
Total Revenue Source:		\$274,125	\$355,000	\$355,000	\$295,000	\$295,000



Department Position Summary - Unallocated Insurance (1910)

A1910			Unallocated Insurance		
Division	Position #	Title	2021 Adopted	2022 Executive Recommended	2022 Adopted
1301					
	19101003	DEP INS OF	69,389	71,198	71,198
	19101005	OFFICE AST	46,515	50,571	50,571
	Total Full Time Salary		115,904	121,769	121,769
	Division Total		<u>115,904</u>	<u>121,769</u>	<u>121,769</u>
	Department Total		115,904	121,769	121,769
	Total Benefited Employees		2	2	2

Insurance - Self Insurance (1710)

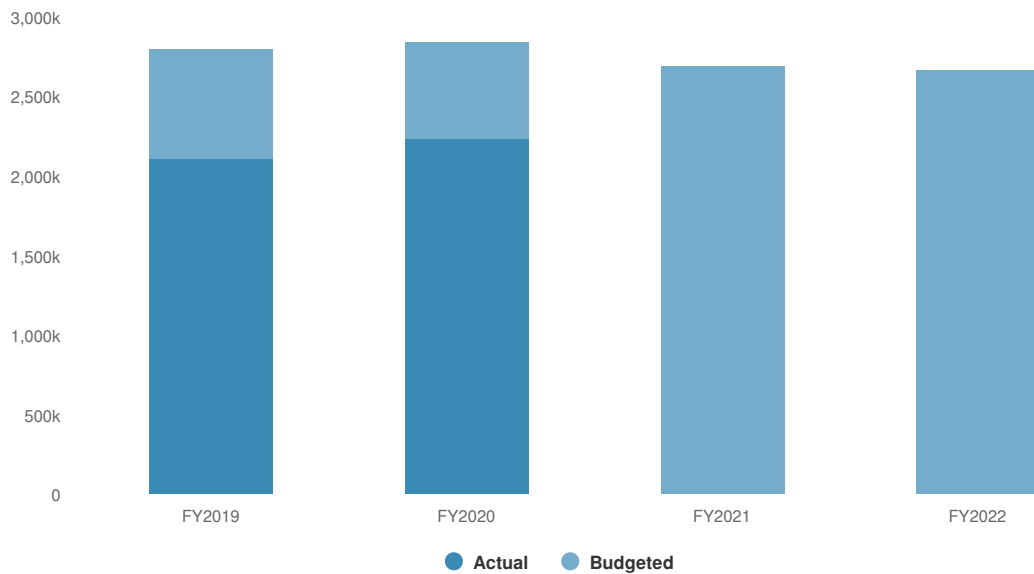
Dorraine Whitney
Insurance Officer

Expenditures Summary

The Expenditures Summary provides a comparison between the 2022 Adopted Budget and the 2021 Amended Budget.

\$2,668,967 **-\$30,282**
(-1.12% vs. prior year)

Insurance - Self Insurance (1710) Proposed and Historical Budget vs. Actual



Expenditures by Division and/or Account

This section provides expenditures by division and account to provide the necessary detail required as part of the Adopted Budget.

Name	Account ID	FY2020 Actual	FY2021 Adopted Budget	FY2021 Amended Budget	FY2022 Executive Budget	FY2022 Adopted Budget
Expenditures						
General Government						
Self Insurance, Administration						
Workers' Comp Admin						
Regular Pay Regular Pay	SS.1710.1332-1300.1300	\$134,163	\$137,299	\$138,940	\$144,253	\$144,253
Contractual Pays Longevity Pay	SS.1710.1332-1420.1440	\$9,000	\$9,000	\$9,000	\$10,000	\$10,000
Contractual Pays Retro Pay	SS.1710.1332-1420.1465			\$1,050		\$0
Supplies Office	SS.1710.1332-4000.4025	\$53	\$300	\$300	\$300	\$300
Professional Services Legal	SS.1710.1332-4300.4430	\$0		\$193		\$0
Professional Services Other Fees	SS.1710.1332-4300.4505	\$267,637	\$273,000	\$273,000	\$232,421	\$232,421
Insurance Workers' Comp	SS.1710.1332-4510.4500	\$692,230	\$700,000	\$700,000	\$700,000	\$700,000
Leases/Rental Equipment	SS.1710.1332-4570.4573		\$3,150	\$3,150	\$0	\$0
Leases/Rental Real Property	SS.1710.1332-4570.4575	\$3,150	\$0	\$0	\$3,150	\$3,150
Conference Expenses Con Exp	SS.1710.1332-4580.4580	\$0	\$0	\$0	\$2,000	\$2,000
Misc Contractual Expense Memberships	SS.1710.1332-4600.4625	\$55	\$55	\$55	\$55	\$55
Misc Contractual Expense Periodicals	SS.1710.1332-4600.4635	\$2,148	\$0	\$0		\$0
Misc Contractual Expense Postage	SS.1710.1332-4600.4645	\$365	\$500	\$500	\$500	\$500
Workers' Comp Safety Assessments & Penalties	SS.1710.1332-4850.4890	\$534,221	\$903,270	\$903,078	\$900,000	\$900,000
Retirement Ret	SS.1710.1332-8000.8000	\$21,259	\$24,695	\$24,695	\$20,047	\$20,047
Social Security/FICA SS/FICA	SS.1710.1332-8010.8010	\$10,720	\$11,192	\$11,192	\$11,801	\$11,801
Health Insurance Dental	SS.1710.1332-8020.8020	\$1,544	\$1,850	\$1,850	\$1,957	\$1,957
Health Insurance Hospital & Medical	SS.1710.1332-8020.8035	\$96,274	\$34,988	\$34,988	\$37,209	\$37,209
Health Insurance Optical	SS.1710.1332-8020.8055	\$354	\$259	\$259	\$274	\$274
Total Workers' Comp Admin:		\$1,773,172	\$2,099,558	\$2,102,249	\$2,063,967	\$2,063,967
Workers' Comp Admin Reserve						



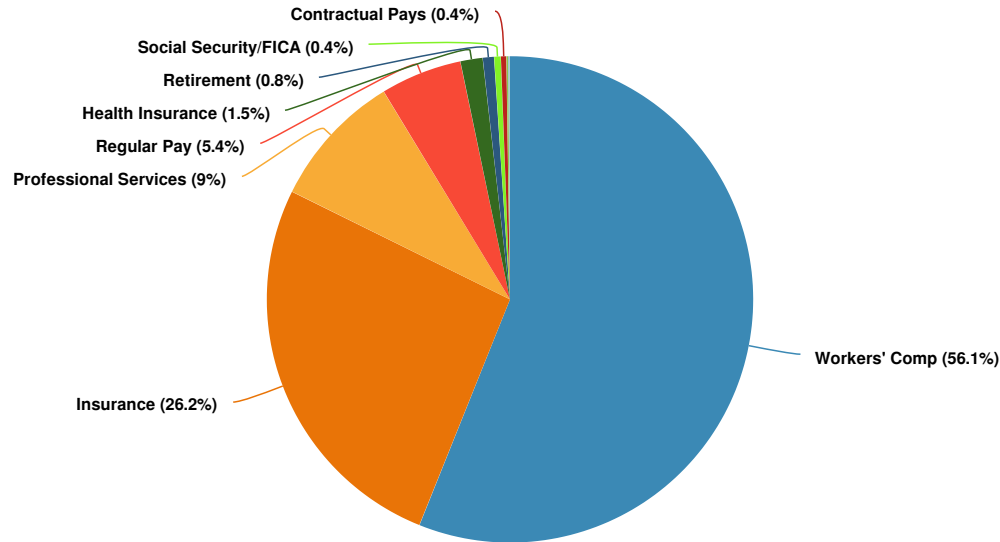
Name	Account ID	FY2020 Actual	FY2021 Adopted Budget	FY2021 Amended Budget	FY2022 Executive Budget	FY2022 Adopted Budget
Professional Services Court Transcript	SS.1710.1333-4300.4340	\$5,608	\$10,000	\$10,000	\$8,000	\$8,000
Workers' Comp Safety Assessments & Penalties	SS.1710.1333-4850.4890	\$33,619	\$42,000	\$42,000	\$42,000	\$42,000
Workers' Comp Adm Res - Legal Services	SS.1710.1333-4850.4895	\$133,327	\$150,000	\$150,000	\$160,000	\$160,000
Workers' Comp Adm Res - Other Fees	SS.1710.1333-4850.4900	\$195,782	\$250,000	\$250,000	\$250,000	\$250,000
Workers' Comp Adm Res - Medical/Health Fees	SS.1710.1333-4850.4905	\$91,652	\$145,000	\$145,000	\$145,000	\$145,000
Total Workers' Comp Admin Reserve:		\$459,987	\$597,000	\$597,000	\$605,000	\$605,000
Total Self Insurance, Administration:		\$2,233,159	\$2,696,558	\$2,699,249	\$2,668,967	\$2,668,967
Total General Government:		\$2,233,159	\$2,696,558	\$2,699,249	\$2,668,967	\$2,668,967
Total Expenditures:		\$2,233,159	\$2,696,558	\$2,699,249	\$2,668,967	\$2,668,967



Expenditures by Expense Type

This section provides a summary of expenditures by type to provide context on categorical spending.

Budgeted Expenditures by Expense Type



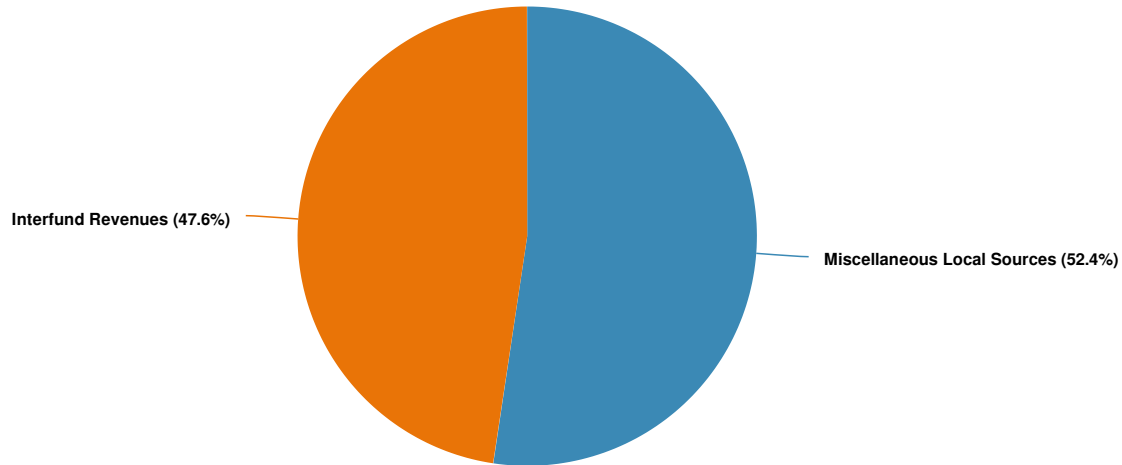
Name	FY2020 Actual	FY2021 Adopted Budget	FY2021 Amended Budget	FY2022 Executive Budget	FY2022 Adopted Budget
Expense Objects					
Regular Pay	\$134,163	\$137,299	\$138,940	\$144,253	\$144,253
Contractual Pays	\$9,000	\$9,000	\$10,050	\$10,000	\$10,000
Supplies	\$53	\$300	\$300	\$300	\$300
Professional Services	\$273,245	\$283,000	\$283,193	\$240,421	\$240,421
Insurance	\$692,230	\$700,000	\$700,000	\$700,000	\$700,000
Leases/Rental	\$3,150	\$3,150	\$3,150	\$3,150	\$3,150
Conference Expenses	\$0	\$0	\$0	\$2,000	\$2,000
Misc Contractual Expense	\$2,568	\$555	\$555	\$555	\$555
Workers' Comp	\$988,600	\$1,490,270	\$1,490,078	\$1,497,000	\$1,497,000
Retirement	\$21,259	\$24,695	\$24,695	\$20,047	\$20,047
Social Security/FICA	\$10,720	\$11,192	\$11,192	\$11,801	\$11,801
Health Insurance	\$98,172	\$37,097	\$37,097	\$39,440	\$39,440
Total Expense Objects:	\$2,233,159	\$2,696,558	\$2,699,249	\$2,668,967	\$2,668,967



Revenues by Source

This section provides a detailed listing of revenues by source and account.

Projected 2022 Revenues by Source



Name	Account ID	FY2020 Actual	FY2021 Adopted Budget	FY2021 Amended Budget	FY2022 Executive Budget	FY2022 Adopted Budget
Revenue Source						
Miscellaneous Local Sources						
Miscellaneous Local Sources Refund of Prior Years Expenses	SS.1710.1332-3280.2701	\$0	\$500	\$500	\$500	\$500
Miscellaneous Local Sources Refund of Prior Years Expenses	SS.1710.1333-3280.2701	\$0	\$5,000	\$5,000	\$5,000	\$5,000
Total Miscellaneous Local Sources:		\$0	\$5,500	\$5,500	\$5,500	\$5,500
Interfund Revenues						
Interfund Revenues Interfund Revenues	SS.1710.1332-3290.2801	\$63,548	\$10,000	\$10,000	\$5,000	\$5,000
Total Interfund Revenues:		\$63,548	\$10,000	\$10,000	\$5,000	\$5,000
Total Revenue Source:		\$63,548	\$15,500	\$15,500	\$10,500	\$10,500

Department Position Summary - Self Insurance (1710)

S1710		Workers' Compensation Administration			
Division	Position #	Title	2021 Adopted	2022 Executive Recommended	2022 Adopted
1332					
	17101016	CO INS OFF	89,687	92,019	92,019
	17101818	C/D CLM EX	<u>47,612</u>	<u>52,234</u>	<u>52,234</u>
	Total Full Time Salary		137,299	144,253	144,253
	Division Total		<u>137,299</u>	<u>144,253</u>	<u>144,253</u>
	Department Total		137,299	144,253	144,253
	Total Benefited Employees		2	2	2

Insurance - Disability Insurance (9055)

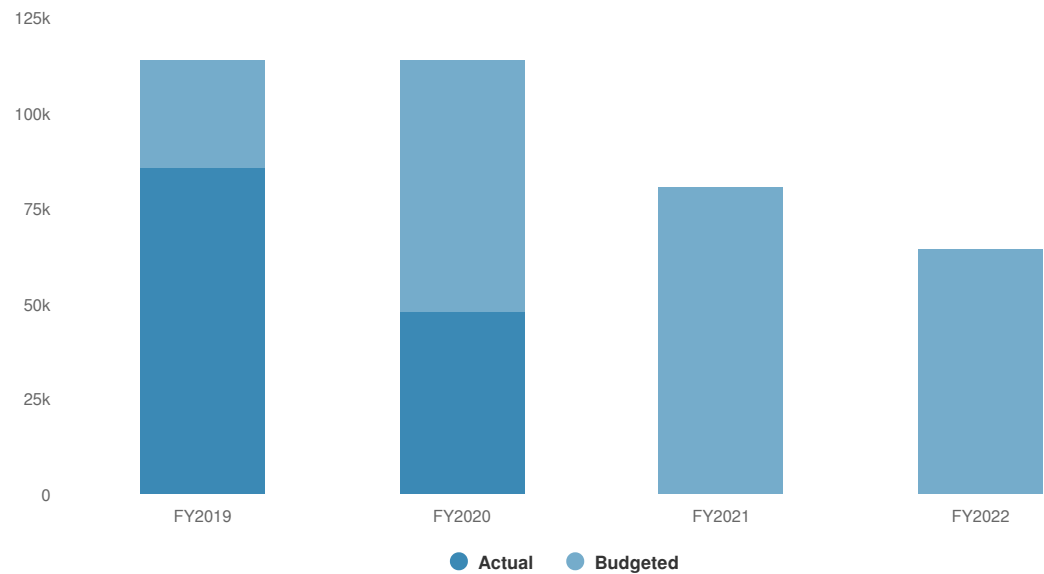
Dorraine Whitney
Insurance Officer

Expenditures Summary

The Expenditures Summary provides a comparison between the 2022 Adopted Budget and the 2021 Amended Budget.

\$64,590 **-\$16,148**
(-20% vs. prior year)

Insurance - Disability Insurance (9055) Proposed and Historical Budget vs. Actual



Expenditures by Division and/or Account

This section provides expenditures by division and account to provide the necessary detail required as part of the Adopted Budget.

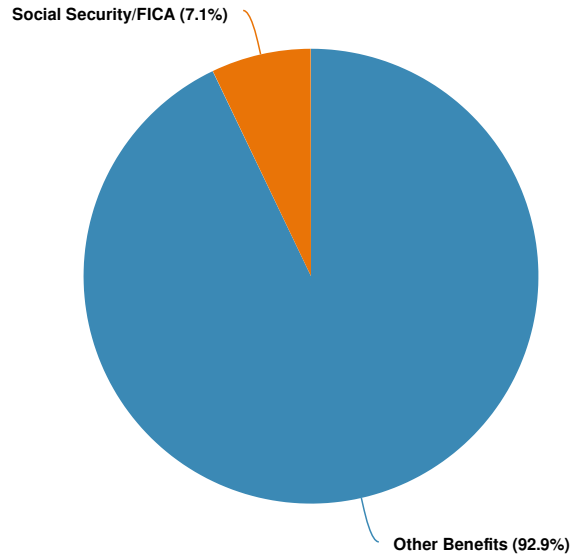
Name	Account ID	FY2020 Actual	FY2021 Adopted Budget	FY2021 Amended Budget	FY2022 Executive Budget	FY2022 Adopted Budget
Expenditures						
Employee Benefits						
Disability Insurance, Emp Ben						
Disability Insurance						
Social Security/FICA SS/FICA	AA.9055.3950-8010.8010	\$2,486	\$5,738	\$5,738	\$4,590	\$4,590
Other Benefits Disability Insurance	AA.9055.3950-8150.8150	\$45,491	\$75,000	\$75,000	\$60,000	\$60,000
Total Disability Insurance:		\$47,977	\$80,738	\$80,738	\$64,590	\$64,590
Total Disability Insurance, Emp Ben:		\$47,977	\$80,738	\$80,738	\$64,590	\$64,590
Total Employee Benefits:		\$47,977	\$80,738	\$80,738	\$64,590	\$64,590
Total Expenditures:		\$47,977	\$80,738	\$80,738	\$64,590	\$64,590



Expenditures by Expense Type

This section provides a summary of expenditures by type to provide context on categorical spending.

Budgeted Expenditures by Expense Type

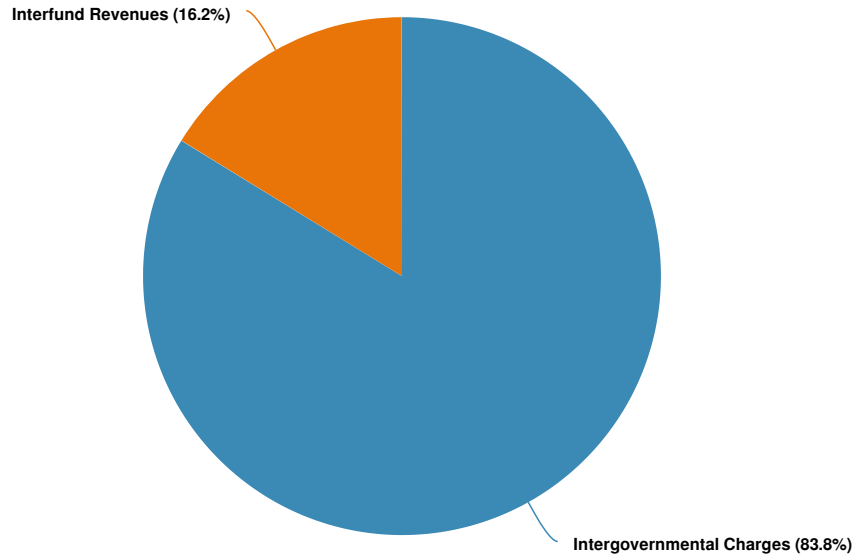


Name	FY2020 Actual	FY2021 Adopted Budget	FY2021 Amended Budget	FY2022 Executive Budget	FY2022 Adopted Budget
Expense Objects					
Social Security/FICA	\$2,486	\$5,738	\$5,738	\$4,590	\$4,590
Other Benefits	\$45,491	\$75,000	\$75,000	\$60,000	\$60,000
Total Expense Objects:	\$47,977	\$80,738	\$80,738	\$64,590	\$64,590

Revenues by Source

This section provides a detailed listing of revenues by source and account.

Projected 2022 Revenues by Source



Name	Account ID	FY2020 Actual	FY2021 Adopted Budget	FY2021 Amended Budget	FY2022 Executive Budget	FY2022 Adopted Budget
Revenue Source						
Intergovernmental Charges						
Intergovernmental Charges General Services-Other Gov	AA.9055.3950-3200.2210	\$5,769	\$6,200	\$6,200	\$6,200	\$6,200
Total Intergovernmental Charges:		\$5,769	\$6,200	\$6,200	\$6,200	\$6,200
Interfund Revenues						
Interfund Revenues Interfund Revenues	AA.9055.3950-3290.2801	\$1,117	\$1,200	\$1,200	\$1,200	\$1,200
Total Interfund Revenues:		\$1,117	\$1,200	\$1,200	\$1,200	\$1,200
Total Revenue Source:		\$6,886	\$7,400	\$7,400	\$7,400	\$7,400

Insurance - Self Insurance - Benefits and Awards (1720)

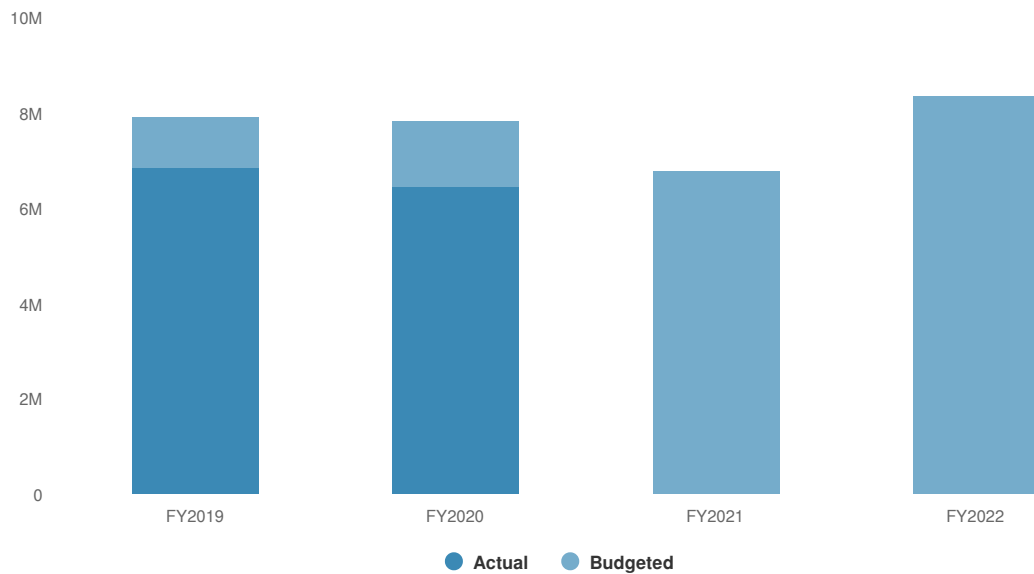
Dorraine Whitney
Insurance Officer

Expenditures Summary

The Expenditures Summary provides a comparison between the 2022 Adopted Budget and the 2021 Amended Budget.

\$8,368,000 **\$1,580,000**
(23.28% vs. prior year)

Insurance - Self Insurance - Benefits and Awards (1720) Proposed and Historical Budget vs. Actual



Expenditures by Division and/or Account

This section provides expenditures by division and account to provide the necessary detail required as part of the Adopted Budget.

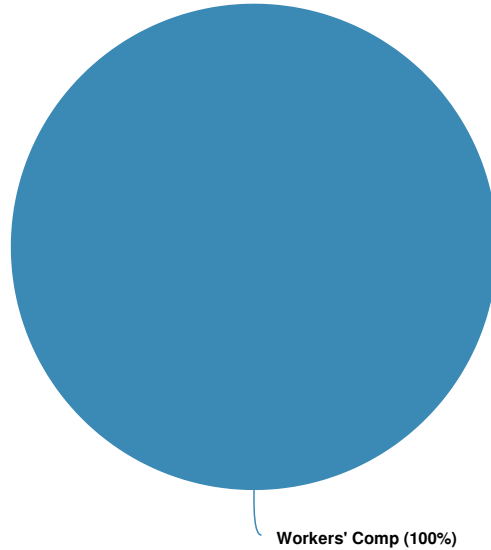
Name	Account ID	FY2020 Actual	FY2021 Adopted Budget	FY2021 Amended Budget	FY2022 Executive Budget	FY2022 Adopted Budget
Expenditures						
General Government						
Indemnity						
Workers' Comp Benefits & Awards-WC Indemnity	SS.1720.1351-4850.4850	\$4,202,190	\$4,400,000	\$4,400,000	\$6,050,000	\$6,050,000
Workers' Comp Claimants Legal Expenses	SS.1720.1351-4850.4896	\$275,593	\$400,000	\$400,000	\$400,000	\$400,000
Total Indemnity:		\$4,477,783	\$4,800,000	\$4,800,000	\$6,450,000	\$6,450,000
Medical						
Workers' Comp Benefits & Awards-WC Indemnity	SS.1720.1352-4850.4850	\$699,041	\$0	\$0		\$0
Workers' Comp Medical	SS.1720.1352-4850.4860	\$631,205	\$900,000	\$900,000	\$900,000	\$900,000
Workers' Comp DME Expenses (Durable Med Eq)	SS.1720.1352-4850.4862	\$58,736	\$75,000	\$75,000	\$75,000	\$75,000
Workers' Comp Chiropractic Expenses	SS.1720.1352-4850.4863	\$11,258	\$20,000	\$20,000	\$20,000	\$20,000
Workers' Comp Physical Therapy Expenses	SS.1720.1352-4850.4864	\$106,608	\$80,000	\$80,000	\$110,000	\$110,000
Workers' Comp PGP - Inpatient Hospital	SS.1720.1352-4850.4865	\$103,105	\$250,000	\$250,000	\$200,000	\$200,000
Workers' Comp Dental Expenses	SS.1720.1352-4850.4866	\$2,540	\$3,000	\$3,000	\$3,000	\$3,000
Workers' Comp Pharmacy Expenses	SS.1720.1352-4850.4867	\$122,405	\$350,000	\$350,000	\$350,000	\$350,000
Workers' Comp PGP - Outpatient Hospital	SS.1720.1352-4850.4870	\$134,250	\$200,000	\$200,000	\$150,000	\$150,000
Workers' Comp Freestanding Ambul Surgery	SS.1720.1352-4850.4875	\$85,545	\$100,000	\$100,000	\$100,000	\$100,000
Workers' Comp Comp.Primary Health Care Clinic	SS.1720.1352-4850.4880	\$0	\$10,000	\$10,000	\$10,000	\$10,000
Total Medical:		\$1,954,694	\$1,988,000	\$1,988,000	\$1,918,000	\$1,918,000
Total General Government:		\$6,432,477	\$6,788,000	\$6,788,000	\$8,368,000	\$8,368,000
Total Expenditures:		\$6,432,477	\$6,788,000	\$6,788,000	\$8,368,000	\$8,368,000



Expenditures by Expense Type

This section provides a summary of expenditures by type to provide context on categorical spending.

Budgeted Expenditures by Expense Type

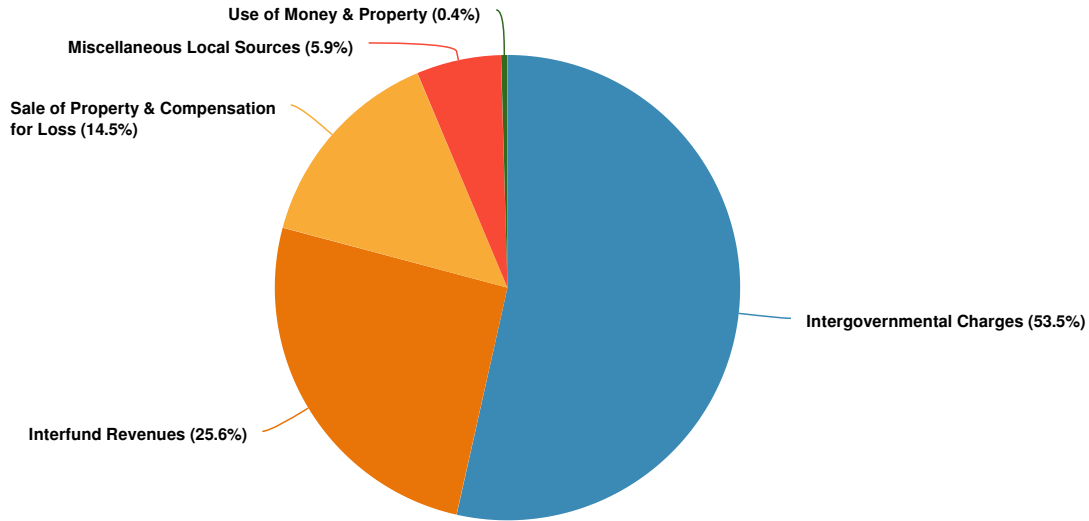


Name	FY2020 Actual	FY2021 Adopted Budget	FY2021 Amended Budget	FY2022 Executive Budget	FY2022 Adopted Budget
Expense Objects					
Workers' Comp	\$6,432,477	\$6,788,000	\$6,788,000	\$8,368,000	\$8,368,000
Total Expense Objects:	\$6,432,477	\$6,788,000	\$6,788,000	\$8,368,000	\$8,368,000

Revenues by Source

This section provides a detailed listing of revenues by source and account.

Projected 2022 Revenues by Source



Name	Account ID	FY2020 Actual	FY2021 Adopted Budget	FY2021 Amended Budget	FY2022 Executive Budget	FY2022 Adopted Budget
Revenue Source						
Intergovernmental Charges						
Intergovernmental Charges Participants Assessments	SS.1720.1352-3200.2222	\$8,066,042	\$5,884,810	\$5,884,810	\$5,902,046	\$5,902,046
Total Intergovernmental Charges:		\$8,066,042	\$5,884,810	\$5,884,810	\$5,902,046	\$5,902,046
Use of Money & Property						
Use of Money & Property Interest and Earnings	SS.1720.1352-3240.2401	\$183,427	\$200,000	\$200,000	\$47,500	\$47,500
Total Use of Money & Property:		\$183,427	\$200,000	\$200,000	\$47,500	\$47,500
Sale of Property & Compensation for Loss						
Sale of Property & Compensation for Loss Insurance Recoveries	SS.1720.1351-3270.2680			\$0	\$1,600,000	\$1,600,000
Total Sale of Property & Compensation for Loss:				\$0	\$1,600,000	\$1,600,000
Miscellaneous Local Sources						
Miscellaneous Local Sources Refund of Prior Years Expenses	SS.1720.1351-3280.2701	\$296,710	\$375,000	\$375,000	\$375,000	\$375,000
Miscellaneous Local Sources Refund of Prior Years Expenses	SS.1720.1352-3280.2701	\$55,908	\$200,000	\$200,000	\$275,000	\$275,000
Total Miscellaneous Local Sources:		\$352,618	\$575,000	\$575,000	\$650,000	\$650,000



Name	Account ID	FY2020 Actual	FY2021 Adopted Budget	FY2021 Amended Budget	FY2022 Executive Budget	FY2022 Adopted Budget
Interfund Revenues						
Interfund Revenues Interfund Revenues	SS.1720.1352- 3290.2801	\$0	\$2,809,248	\$2,809,248	\$2,826,921	\$2,826,921
Total Interfund Revenues:		\$0	\$2,809,248	\$2,809,248	\$2,826,921	\$2,826,921
Total Revenue Source:		\$8,602,088	\$9,469,058	\$9,469,058	\$11,026,467	\$11,026,467

Department of Health (4010)

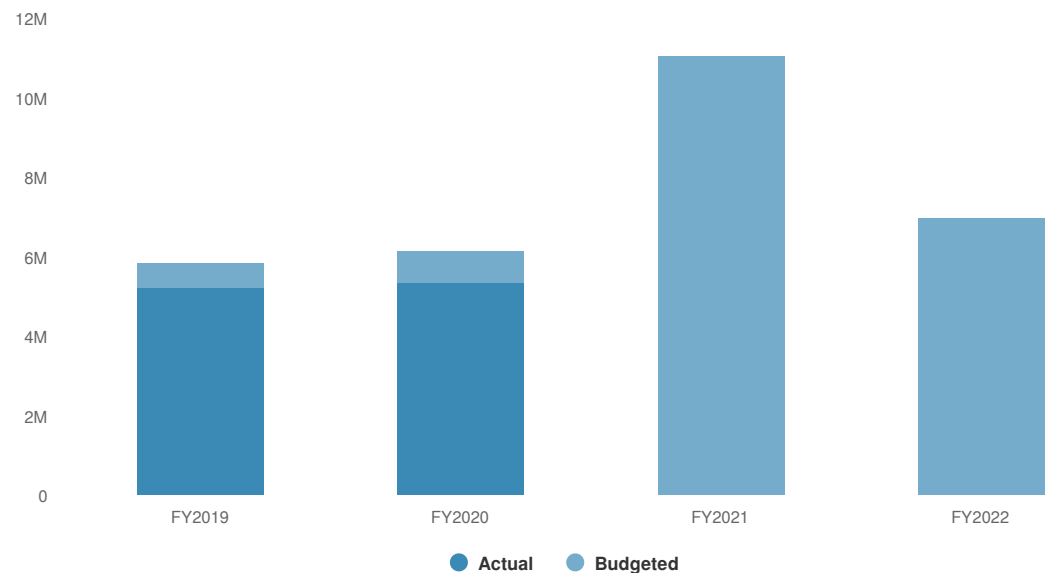
Carol Smith, MD, MPH
Commissioner

Expenditures Summary

The Expenditures Summary provides a comparison between the 2022 Adopted Budget and the 2021 Amended Budget.

\$6,976,264 **-\$4,069,859**
(-36.84% vs. prior year)

Department of Health (4010) Proposed and Historical Budget vs. Actual



Expenditures by Division and/or Account

This section provides expenditures by division and account to provide the necessary detail required as part of the Adopted Budget.

Name	Account ID	FY2020 Actual	FY2021 Adopted Budget	FY2021 Amended Budget	FY2022 Executive Budget	FY2022 Adopted Budget
Expenditures						
Health						
Public Health						
Public Health Administration						
Regular Pay Regular Pay	AA.4010.2200-1300.1300	\$780,379	\$702,909	\$716,085	\$841,167	\$841,167
Overtime Pay Overtime Pay	AA.4010.2200-1410.1410	\$13,284	\$0	\$8,800	\$0	\$0
Contractual Pays Longevity Pay	AA.4010.2200-1420.1440	\$15,000	\$23,500	\$23,500	\$15,500	\$15,500
Contractual Pays On-Call Pay	AA.4010.2200-1420.1445	\$26,200	\$26,000	\$26,000	\$26,000	\$26,000
Contractual Pays Retro Pay	AA.4010.2200-1420.1465	\$0	\$0	\$39,850		\$0
Supplies Auto Fuel	AA.4010.2200-4000.4000	\$3	\$200	\$200	\$100	\$100
Supplies Office	AA.4010.2200-4000.4025	\$810	\$1,000	\$795	\$1,000	\$1,000
Building Maint & Repair Shredding/Recycling	AA.4010.2200-4200.4215			\$1,820	\$0	\$0
Professional Services Other Fees	AA.4010.2200-4300.4505	\$26,583	\$36,000	\$35,950	\$36,000	\$36,000
Leases/Rental Equipment	AA.4010.2200-4570.4573	\$6,086	\$7,160	\$7,160	\$5,016	\$5,016
Conference Expenses Con Exp	AA.4010.2200-4580.4580	\$0	\$1,840	\$425	\$1,840	\$1,840
Travel Trvl	AA.4010.2200-4590.4590	\$192	\$350	\$200	\$350	\$350
Misc Contractual Expense Garbage/Recycling	AA.4010.2200-4600.4611			\$0	\$1,820	\$1,820
Misc Contractual Expense Licenses & Certifications	AA.4010.2200-4600.4620	\$0	\$0	\$0	\$60	\$60
Misc Contractual Expense Memberships	AA.4010.2200-4600.4625	\$5,169	\$5,169	\$5,169	\$5,399	\$5,399
Misc Contractual Expense Periodicals	AA.4010.2200-4600.4635	\$986	\$1,040	\$870	\$1,070	\$1,070
Misc Contractual Expense Postage	AA.4010.2200-4600.4645	\$329	\$500	\$500	\$500	\$500
Misc Contractual Expense Other	AA.4010.2200-4600.4660	\$271	\$525	\$525	\$20,300	\$20,300
Communication Expenses Telephone Services	AA.4010.2200-4670.4680	\$3,794	\$3,736	\$3,905	\$4,512	\$4,512
Maintenance Auto Repair	AA.4010.2200-4690.4690	\$133	\$250	\$250	\$250	\$250
Maintenance Repair & Maintenance - Equipment	AA.4010.2200-4690.4695	\$4,494	\$5,408	\$5,408	\$3,822	\$3,822



Name	Account ID	FY2020 Actual	FY2021 Adopted Budget	FY2021 Amended Budget	FY2022 Executive Budget	FY2022 Adopted Budget
Retirement Ret	AA.4010.2200-8000.8000	\$496,817	\$555,170	\$559,615	\$471,959	\$471,959
Social Security/FICA SS/FICA	AA.4010.2200-8010.8010	\$61,199	\$57,560	\$61,975	\$67,525	\$67,525
Health Insurance Dental	AA.4010.2200-8020.8020	\$39,380	\$45,322	\$45,322	\$44,041	\$44,041
Health Insurance Hospital & Medical	AA.4010.2200-8020.8035	\$834,771	\$857,215	\$866,614	\$837,208	\$837,208
Health Insurance Optical	AA.4010.2200-8020.8055	\$9,029	\$6,347	\$6,347	\$6,168	\$6,168
Total Public Health Administration:		\$2,324,909	\$2,337,201	\$2,417,285	\$2,391,607	\$2,391,607
Patient Services						
Regular Pay Regular Pay	AA.4010.2201-1300.1300	\$732,709	\$692,094	\$658,794	\$915,268	\$915,268
Overtime Pay Overtime Pay	AA.4010.2201-1410.1410	\$120,195	\$8,447	\$103,247	\$10,250	\$10,250
Contractual Pays Holiday Pay	AA.4010.2201-1420.1430			\$500	\$0	\$0
Contractual Pays Longevity Pay	AA.4010.2201-1420.1440	\$3,461	\$10,000	\$10,000	\$2,500	\$2,500
Contractual Pays Retro Pay	AA.4010.2201-1420.1465	\$0	\$0	\$8,100		\$0
Supplies Auto Fuel	AA.4010.2201-4000.4000	\$340	\$1,000	\$1,000	\$1,000	\$1,000
Supplies Office	AA.4010.2201-4000.4025	\$530	\$1,000	\$1,029	\$1,000	\$1,000
Supplies Other General	AA.4010.2201-4000.4030	\$0	\$0	\$0		\$0
Supplies Program	AA.4010.2201-4000.4040	\$391	\$800	\$800	\$800	\$800
Professional Services Interpretor	AA.4010.2201-4300.4405	\$0	\$100	\$100	\$100	\$100
Professional Services Medical/Health	AA.4010.2201-4300.4440			\$0	\$750,000	\$750,000
Professional Services Other Fees	AA.4010.2201-4300.4505	\$319	\$6,580	\$9,160	\$6,580	\$6,580
Conference Expenses Con Exp	AA.4010.2201-4580.4580	\$0	\$100	\$100	\$100	\$100
Travel Trvl	AA.4010.2201-4590.4590	\$0	\$100	\$100	\$100	\$100
Misc Contractual Expense Garbage/Recycling	AA.4010.2201-4600.4611	\$60	\$360	\$360	\$480	\$480
Misc Contractual Expense Postage	AA.4010.2201-4600.4645	\$4	\$300	\$300	\$300	\$300
Misc Contractual Expense Printing Service	AA.4010.2201-4600.4650	\$0	\$500	\$500	\$500	\$500
Misc Contractual Expense Other	AA.4010.2201-4600.4660	\$470	\$600	\$600	\$600	\$600
Communication Expenses Equipment Rentals	AA.4010.2201-4670.4670	\$164	\$0	\$0		\$0



Name	Account ID	FY2020 Actual	FY2021 Adopted Budget	FY2021 Amended Budget	FY2022 Executive Budget	FY2022 Adopted Budget
Communication Expenses Telephone Services	AA.4010.2201- 4670.4680	\$3,010	\$3,022	\$3,022	\$3,600	\$3,600
Maintenance Auto Repair	AA.4010.2201- 4690.4690	\$453	\$1,600	\$1,600	\$1,600	\$1,600
Maintenance Repair & Maintenance - Equipment	AA.4010.2201- 4690.4695	\$0	\$240	\$240	\$240	\$240
Social Security/FICA SS/FICA	AA.4010.2201- 8010.8010	\$63,788	\$54,357	\$54,357	\$70,994	\$70,994
Total Patient Services:		\$925,894	\$781,200	\$853,909	\$1,766,012	\$1,766,012
LTHHC						
Regular Pay Regular Pay	AA.4010.2202- 1300.1300			\$40,606		\$0
Contractual Pays Longevity Pay	AA.4010.2202- 1420.1440	-\$450	\$0	\$0		\$0
Social Security/FICA SS/FICA	AA.4010.2202- 8010.8010	-\$34	\$0	\$0		\$0
Total LTHHC:		-\$484	\$0	\$40,606		\$0
TB Care						
Part Time Pay Part Time Pay	AA.4010.2203- 1400.1400	\$197	\$3,998	\$3,998	\$4,118	\$4,118
Supplies Other General	AA.4010.2203- 4000.4030	\$1,358	\$5,000	\$5,000	\$5,000	\$5,000
Supplies Program	AA.4010.2203- 4000.4040	\$0	\$1,000	\$1,000	\$1,000	\$1,000
Professional Services Interpretor	AA.4010.2203- 4300.4405	\$0	\$100	\$100	\$100	\$100
Professional Services Laboratory Fees	AA.4010.2203- 4300.4420	\$103	\$1,000	\$1,000	\$1,000	\$1,000
Professional Services Medical/Health	AA.4010.2203- 4300.4440	\$50	\$1,500	\$1,500	\$1,500	\$1,500
Travel Trvl	AA.4010.2203- 4590.4590	\$497	\$1,000	\$1,000	\$1,000	\$1,000
Misc Contractual Expense Postage	AA.4010.2203- 4600.4645	\$3	\$100	\$100	\$100	\$100
Social Security/FICA SS/FICA	AA.4010.2203- 8010.8010	\$15	\$306	\$306	\$315	\$315
Total TB Care:		\$2,224	\$14,004	\$14,004	\$14,133	\$14,133
Health Education						
Regular Pay Regular Pay	AA.4010.2204- 1300.1300	\$136,936	\$137,527	\$141,588	\$145,759	\$145,759
Overtime Pay Overtime Pay	AA.4010.2204- 1410.1410	\$0	\$357	\$957	\$357	\$357
Contractual Pays Longevity Pay	AA.4010.2204- 1420.1440	\$3,500	\$3,500	\$3,500	\$4,500	\$4,500
Contractual Pays Retro Pay	AA.4010.2204- 1420.1465			\$1,525		\$0



Name	Account ID	FY2020 Actual	FY2021 Adopted Budget	FY2021 Amended Budget	FY2022 Executive Budget	FY2022 Adopted Budget
Supplies Office	AA.4010.2204-4000.4025	\$30	\$100	\$100	\$100	\$100
Supplies Program	AA.4010.2204-4000.4040	\$9,962	\$15,000	\$15,000	\$15,000	\$15,000
Professional Services Advertising	AA.4010.2204-4300.4325	\$9,999	\$39,700	\$39,700	\$39,700	\$39,700
Professional Services Other Fees	AA.4010.2204-4300.4505	\$20,000	\$30,000	\$30,000	\$40,000	\$40,000
Travel Trvl	AA.4010.2204-4590.4590	\$0	\$50	\$50	\$50	\$50
Misc Contractual Expense Periodicals	AA.4010.2204-4600.4635	\$384	\$435	\$435	\$435	\$435
Misc Contractual Expense Postage	AA.4010.2204-4600.4645	\$7	\$50	\$50	\$50	\$50
Misc Contractual Expense Printing Service	AA.4010.2204-4600.4650	\$0	\$400	\$400	\$400	\$400
Misc Contractual Expense Other	AA.4010.2204-4600.4660	\$0	\$25	\$25	\$25	\$25
Communication Expenses Telephone Services	AA.4010.2204-4670.4680	\$0	\$52	\$52	\$52	\$52
Social Security/FICA SS/FICA	AA.4010.2204-8010.8010	\$10,611	\$10,816	\$10,816	\$11,522	\$11,522
Total Health Education:		\$191,430	\$238,012	\$244,198	\$257,950	\$257,950
Disease Control						
Supplies Other General	AA.4010.2205-4000.4030	\$689	\$12,500	\$12,300	\$12,500	\$12,500
Supplies Program	AA.4010.2205-4000.4040	\$0	\$500	\$500	\$500	\$500
Misc Contractual Expense Postage	AA.4010.2205-4600.4645	\$28	\$30	\$30	\$30	\$30
Communication Expenses Equipment Rentals	AA.4010.2205-4670.4670	\$36	\$0	\$0		\$0
Communication Expenses Telephone Services	AA.4010.2205-4670.4680	\$793	\$576	\$776	\$820	\$820
Total Disease Control:		\$1,546	\$13,606	\$13,606	\$13,850	\$13,850
Lead Program						
Supplies Office	AA.4010.2206-4000.4025	\$96	\$0	\$0	\$96	\$96
Supplies Program	AA.4010.2206-4000.4040	\$0	\$2,270	\$2,270	\$1,868	\$1,868
Professional Services Advertising	AA.4010.2206-4300.4325	\$0	\$4,120	\$4,120	\$4,000	\$4,000
Professional Services Laboratory Fees	AA.4010.2206-4300.4420	\$250	\$200	\$200	\$300	\$300
Conference Expenses Con Exp	AA.4010.2206-4580.4580	\$0	\$0	\$0	\$320	\$320
Travel Trvl	AA.4010.2206-4590.4590	\$0	\$30	\$30	\$30	\$30



Name	Account ID	FY2020 Actual	FY2021 Adopted Budget	FY2021 Amended Budget	FY2022 Executive Budget	FY2022 Adopted Budget
Misc Contractual Expense Licenses & Certifications	AA.4010.2206-4600.4620	\$410	\$0	\$0		\$0
Misc Contractual Expense Postage	AA.4010.2206-4600.4645	\$194	\$140	\$140	\$200	\$200
Misc Contractual Expense Printing Service	AA.4010.2206-4600.4650	\$0	\$100	\$100	\$100	\$100
Misc Contractual Expense Other	AA.4010.2206-4600.4660	\$0	\$475	\$475	\$425	\$425
Maintenance Repair & Maintenance - Equipment	AA.4010.2206-4690.4695	\$3,090	\$3,128	\$3,128	\$3,128	\$3,128
Total Lead Program:		\$4,040	\$10,463	\$10,463	\$10,467	\$10,467
Lead Prevention						
Regular Pay Regular Pay	AA.4010.2207-1300.1300	\$64,082	\$64,109	\$68,170	\$70,434	\$70,434
Overtime Pay Overtime Pay	AA.4010.2207-1410.1410	\$0	\$316	\$316	\$795	\$795
Contractual Pays Retro Pay	AA.4010.2207-1420.1465			\$1,500		\$0
Supplies Office	AA.4010.2207-4000.4025	\$4	\$130	\$127	\$250	\$250
Supplies Program	AA.4010.2207-4000.4040	\$0	\$19,082	\$15,482	\$19,072	\$19,072
Professional Services Advertising	AA.4010.2207-4300.4325	\$8,000	\$20,633	\$20,633	\$17,634	\$17,634
Professional Services Education/Training	AA.4010.2207-4300.4345	\$4,606	\$14,308	\$14,308	\$14,308	\$14,308
Professional Services Hearing Officer	AA.4010.2207-4300.4385	\$0	\$6,000	\$6,000	\$5,600	\$5,600
Professional Services Interpretor	AA.4010.2207-4300.4405	\$0		\$177	\$300	\$300
Professional Services Laboratory Fees	AA.4010.2207-4300.4420	\$835	\$3,000	\$3,000	\$3,000	\$3,000
Professional Services Other Fees	AA.4010.2207-4300.4505	\$0	\$24,375	\$24,375	\$22,750	\$22,750
Conference Expenses Con Exp	AA.4010.2207-4580.4580	\$0	\$446	\$446	\$1,460	\$1,460
Travel Trvl	AA.4010.2207-4590.4590	\$0	\$75	\$75	\$75	\$75
Misc Contractual Expense Licenses & Certifications	AA.4010.2207-4600.4620	\$960	\$0	\$0		\$0
Misc Contractual Expense Postage	AA.4010.2207-4600.4645	\$524	\$1,300	\$1,300	\$1,300	\$1,300
Misc Contractual Expense Printing Service	AA.4010.2207-4600.4650	\$0	\$100	\$100	\$100	\$100
Misc Contractual Expense Other	AA.4010.2207-4600.4660	\$0	\$1,900	\$1,900	\$1,900	\$1,900
Communication Expenses Telephone Services	AA.4010.2207-4670.4680	\$43	\$60	\$60	\$60	\$60
Maintenance Repair & Maintenance - Equipment	AA.4010.2207-4690.4695	\$45	\$38	\$3,641	\$3,641	\$3,641



Name	Account ID	FY2020 Actual	FY2021 Adopted Budget	FY2021 Amended Budget	FY2022 Executive Budget	FY2022 Adopted Budget
Social Security/FICA SS/FICA	AA.4010.2207-8010.8010	\$4,454	\$4,929	\$4,929	\$5,449	\$5,449
Total Lead Prevention:		\$83,554	\$160,801	\$166,539	\$168,128	\$168,128
STD Program						
Regular Pay Regular Pay	AA.4010.2208-1300.1300	\$1,515	\$0	\$0		\$0
Part Time Pay Part Time Pay	AA.4010.2208-1400.1400	\$2,463	\$26,451	\$26,451	\$27,140	\$27,140
Overtime Pay Overtime Pay	AA.4010.2208-1410.1410	\$1,162	\$21,123	\$21,123	\$26,100	\$26,100
Supplies Office	AA.4010.2208-4000.4025	\$4	\$50	\$50	\$50	\$50
Supplies Other General	AA.4010.2208-4000.4030	\$96	\$600	\$600	\$600	\$600
Supplies Program	AA.4010.2208-4000.4040	\$1,963	\$3,500	\$3,500	\$3,500	\$3,500
Professional Services Interpretor	AA.4010.2208-4300.4405	\$0	\$100	\$100	\$100	\$100
Professional Services Laboratory Fees	AA.4010.2208-4300.4420	\$272	\$2,400	\$2,400	\$2,400	\$2,400
Travel Trvl	AA.4010.2208-4590.4590	\$98	\$500	\$500	\$500	\$500
Misc Contractual Expense Licenses & Certifications	AA.4010.2208-4600.4620	\$200	\$0	\$0	\$200	\$200
Misc Contractual Expense Postage	AA.4010.2208-4600.4645	\$9	\$100	\$100	\$100	\$100
Misc Contractual Expense Printing Service	AA.4010.2208-4600.4650	\$0	\$50	\$50	\$50	\$50
Misc Contractual Expense Other	AA.4010.2208-4600.4660	\$95	\$150	\$150	\$150	\$150
Communication Expenses Telephone Services	AA.4010.2208-4670.4680	\$25	\$20	\$20	\$28	\$28
Social Security/FICA SS/FICA	AA.4010.2208-8010.8010	\$387	\$3,640	\$3,640	\$4,073	\$4,073
Total STD Program:		\$8,290	\$58,684	\$58,684	\$64,991	\$64,991
IAP Grant						
Supplies Office	AA.4010.2210-4000.4025	\$0	\$38	\$38	\$40	\$40
Supplies Program	AA.4010.2210-4000.4040	\$942	\$2,615	\$2,795	\$2,165	\$2,165
Professional Services Advertising	AA.4010.2210-4300.4325	\$45,030	\$9,000	\$9,000	\$9,425	\$9,425
Professional Services Medical/Health	AA.4010.2210-4300.4440		\$39,153	\$39,153	\$0	\$0
Conference Expenses Con Exp	AA.4010.2210-4580.4580	\$0	\$55	\$55	\$55	\$55
Misc Contractual Expense Postage	AA.4010.2210-4600.4645	\$1	\$165	\$165	\$165	\$165



Name	Account ID	FY2020 Actual	FY2021 Adopted Budget	FY2021 Amended Budget	FY2022 Executive Budget	FY2022 Adopted Budget
Misc Contractual Expense Printing Service	AA.4010.2210- 4600.4650	\$0	\$877	\$877	\$900	\$900
Total IAP Grant:		\$45,973	\$51,903	\$52,083	\$12,750	\$12,750
ICHAP Grant						
Misc Contractual Expense Postage	AA.4010.2211- 4600.4645	\$63	\$125	\$125	\$0	\$0
Total ICHAP Grant:		\$63	\$125	\$125	\$0	\$0
PHC						
Regular Pay Regular Pay	AA.4010.2212- 1300.1300	\$53,769	\$40,104	\$44,165	\$40,859	\$40,859
Overtime Pay Overtime Pay	AA.4010.2212- 1410.1410	\$11,704	\$304	\$4,604	\$248	\$248
Supplies Office	AA.4010.2212- 4000.4025	\$16	\$19	\$19	\$19	\$19
Conference Expenses Con Exp	AA.4010.2212- 4580.4580	\$0	\$300	\$300	\$300	\$300
Misc Contractual Expense Postage	AA.4010.2212- 4600.4645	\$7	\$45	\$45	\$45	\$45
Misc Contractual Expense Printing Service	AA.4010.2212- 4600.4650	\$0	\$25	\$25	\$25	\$25
Misc Contractual Expense Other	AA.4010.2212- 4600.4660	\$7	\$15	\$15	\$15	\$15
Social Security/FICA SS/FICA	AA.4010.2212- 8010.8010	\$4,937	\$3,092	\$3,092	\$3,145	\$3,145
Total PHC:		\$70,440	\$43,904	\$52,265	\$44,656	\$44,656
Special Grants						
Supplies Program	AA.4010.2213- 4000.4040	\$0		\$21,949	\$0	\$0
Professional Services Advertising	AA.4010.2213- 4300.4325	\$17,567	\$10,500	\$10,500	\$0	\$0
Professional Services Other Fees	AA.4010.2213- 4300.4505	\$30,618	\$61,500	\$61,500	\$72,000	\$72,000
Misc Contractual Expense Other	AA.4010.2213- 4600.4660	\$0	\$100,000	\$78,051	\$100,000	\$100,000
Total Special Grants:		\$48,185	\$172,000	\$172,000	\$172,000	\$172,000
Water Programs						
Regular Pay Regular Pay	AA.4010.2214- 1300.1300	\$210,675	\$262,617	\$278,859	\$290,638	\$290,638
Overtime Pay Overtime Pay	AA.4010.2214- 1410.1410	\$6,897	\$0	\$250	\$0	\$0
Contractual Pays Retro Pay	AA.4010.2214- 1420.1465			\$3,925		\$0
Supplies Auto Fuel	AA.4010.2214- 4000.4000	\$70	\$500	\$500	\$400	\$400
Supplies Office	AA.4010.2214- 4000.4025	\$0	\$100	\$50	\$100	\$100



Name	Account ID	FY2020 Actual	FY2021 Adopted Budget	FY2021 Amended Budget	FY2022 Executive Budget	FY2022 Adopted Budget
Travel Trvl	AA.4010.2214-4590.4590	\$0	\$25	\$15	\$25	\$25
Misc Contractual Expense Postage	AA.4010.2214-4600.4645	\$238	\$300	\$300	\$250	\$250
Communication Expenses Telephone Services	AA.4010.2214-4670.4680	\$47	\$28	\$88	\$48	\$48
Maintenance Auto Repair	AA.4010.2214-4690.4690	\$23	\$500	\$500	\$200	\$200
Social Security/FICA SS/FICA	AA.4010.2214-8010.8010	\$15,827	\$20,091	\$20,091	\$22,234	\$22,234
Total Water Programs:		\$233,778	\$284,161	\$304,578	\$313,895	\$313,895
Environmental Health Services						
Regular Pay Regular Pay	AA.4010.2215-1300.1300	\$852,808	\$808,718	\$779,918	\$954,962	\$954,962
Part Time Pay Part Time Pay	AA.4010.2215-1400.1400	\$13,073	\$55,900	\$80,250	\$61,950	\$61,950
Overtime Pay Overtime Pay	AA.4010.2215-1410.1410	\$11,166	\$16,036	\$16,036	\$17,100	\$17,100
Contractual Pays Longevity Pay	AA.4010.2215-1420.1440	\$4,500	\$0	\$5,000	\$958	\$958
Contractual Pays Retro Pay	AA.4010.2215-1420.1465	\$0	\$0	\$16,100		\$0
Supplies Auto Fuel	AA.4010.2215-4000.4000	\$4,676	\$9,600	\$9,488	\$9,600	\$9,600
Supplies Office	AA.4010.2215-4000.4025	\$2,499	\$2,500	\$2,600	\$2,500	\$2,500
Supplies Program	AA.4010.2215-4000.4040	\$585	\$1,200	\$1,065	\$1,200	\$1,200
Professional Services Hearing Officer	AA.4010.2215-4300.4385	\$0	\$3,000	\$3,000	\$3,000	\$3,000
Professional Services Laboratory Fees	AA.4010.2215-4300.4420	\$9,055	\$13,000	\$13,000	\$13,000	\$13,000
Professional Services Other Fees	AA.4010.2215-4300.4505	\$2,424	\$42,000	\$42,000	\$42,000	\$42,000
Conference Expenses Con Exp	AA.4010.2215-4580.4580	\$678	\$200	\$312	\$200	\$200
Travel Trvl	AA.4010.2215-4590.4590	\$53	\$1,000	\$1,420	\$900	\$900
Misc Contractual Expense Memberships	AA.4010.2215-4600.4625	\$0	\$30	\$30	\$30	\$30
Misc Contractual Expense Postage	AA.4010.2215-4600.4645	\$3,790	\$5,500	\$5,500	\$5,500	\$5,500
Misc Contractual Expense Printing Service	AA.4010.2215-4600.4650	\$0	\$100	\$100	\$100	\$100
Misc Contractual Expense Other	AA.4010.2215-4600.4660	\$1,662	\$1,600	\$1,215	\$1,600	\$1,600
Communication Expenses Telephone Services	AA.4010.2215-4670.4680	\$644	\$672	\$672	\$640	\$640
Maintenance Auto Repair	AA.4010.2215-4690.4690	\$1,857	\$6,000	\$6,000	\$6,000	\$6,000



Name	Account ID	FY2020 Actual	FY2021 Adopted Budget	FY2021 Amended Budget	FY2022 Executive Budget	FY2022 Adopted Budget
Maintenance Repair & Maintenance - Equipment	AA.4010.2215-4690.4695	\$496	\$240	\$240	\$240	\$240
Social Security/FICA SS/FICA	AA.4010.2215-8010.8010	\$64,704	\$67,371	\$67,371	\$79,176	\$79,176
Total Environmental Health Services:		\$974,668	\$1,034,667	\$1,051,317	\$1,200,656	\$1,200,656
Rabies Program						
Supplies Program	AA.4010.2216-4000.4040	\$0	\$20	\$20	\$20	\$20
Professional Services Advertising	AA.4010.2216-4300.4325	\$1,498	\$1,500	\$1,500	\$1,500	\$1,500
Professional Services Medical/Health	AA.4010.2216-4300.4440	\$6,400	\$57,255	\$131,784	\$57,255	\$57,255
Professional Services Other Fees	AA.4010.2216-4300.4505	\$3,648	\$5,190	\$5,190	\$4,950	\$4,950
Travel Trvl	AA.4010.2216-4590.4590	\$39	\$20	\$20	\$20	\$20
Misc Contractual Expense Postage	AA.4010.2216-4600.4645	\$588	\$600	\$600	\$600	\$600
Communication Expenses Telephone Services	AA.4010.2216-4670.4680	\$205	\$421	\$421	\$0	\$0
Total Rabies Program:		\$12,377	\$65,006	\$139,535	\$64,345	\$64,345
Environmental Grants						
Part Time Pay Part Time Pay	AA.4010.2218-1400.1400	\$0	\$6,199	\$6,199	\$6,733	\$6,733
Supplies Other General	AA.4010.2218-4000.4030	\$0	\$400	\$400	\$400	\$400
Supplies Program	AA.4010.2218-4000.4040	\$0	\$3,316	\$3,316	\$3,316	\$3,316
Professional Services Advertising	AA.4010.2218-4300.4325	\$0	\$3,400	\$3,400	\$3,400	\$3,400
Professional Services Hearing Officer	AA.4010.2218-4300.4385	\$0	\$400	\$400	\$400	\$400
Professional Services Other Fees	AA.4010.2218-4300.4505	\$0	\$1,200	\$1,200	\$1,200	\$1,200
Travel Trvl	AA.4010.2218-4590.4590	\$0	\$50	\$50	\$50	\$50
Misc Contractual Expense Postage	AA.4010.2218-4600.4645	\$0	\$50	\$50	\$50	\$50
Misc Contractual Expense Printing Service	AA.4010.2218-4600.4650	\$0	\$10	\$10	\$9	\$9
Social Security/FICA SS/FICA	AA.4010.2218-8010.8010	\$0	\$475	\$475	\$515	\$515
Total Environmental Grants:		\$0	\$15,500	\$15,500	\$16,073	\$16,073
HEAling Communities						
Regular Pay Regular Pay	AA.4010.2219-1300.1300	\$158,585	\$239,015	\$272,865	\$0	\$0



Name	Account ID	FY2020 Actual	FY2021 Adopted Budget	FY2021 Amended Budget	FY2022 Executive Budget	FY2022 Adopted Budget
Contractual Pays Longevity Pay	AA.4010.2219-1420.1440		\$6,750	\$4,950	\$0	\$0
Computer Equipment Computer Equipment	AA.4010.2219-2200.2200			\$1,930	\$0	\$0
Supplies Office	AA.4010.2219-4000.4025	\$15	\$0	\$0		\$0
Supplies Program	AA.4010.2219-4000.4040	\$29,186	\$0	\$0		\$0
Professional Services Other Fees	AA.4010.2219-4300.4505	\$52,250	\$176,811	\$340,603	\$0	\$0
Misc Contractual Expense Printing Service	AA.4010.2219-4600.4650	\$636	\$0	\$860	\$0	\$0
Communication Expenses Telephone Services	AA.4010.2219-4670.4680	\$5	\$0	\$1		\$0
Social Security/FICA SS/FICA	AA.4010.2219-8010.8010	\$12,088	\$18,801	\$19,216	\$0	\$0
Total HEALing Communities:		\$252,767	\$441,377	\$640,425	\$0	\$0
Public Health Preparedness						
Regular Pay Regular Pay	AA.4010.2220-1300.1300	\$112,117	\$135,563	\$139,515	\$71,186	\$71,186
Overtime Pay Overtime Pay	AA.4010.2220-1410.1410	\$8,737	\$0	\$2,950	\$0	\$0
Contractual Pays Retro Pay	AA.4010.2220-1420.1465	\$0	\$0	\$1,600		\$0
Other Equipment & Capital Outlays Other Equipment	AA.4010.2220-2300.2500	\$0	\$0	\$75,000		\$0
Supplies Office	AA.4010.2220-4000.4025	\$2,439	\$50	\$3,140	\$50	\$50
Supplies Other General	AA.4010.2220-4000.4030			\$28	\$0	\$0
Supplies Program	AA.4010.2220-4000.4040	\$24,111	\$0	\$69,294	\$0	\$0
Professional Services Advertising	AA.4010.2220-4300.4325	\$2,400	\$0	\$0		\$0
Professional Services Interpretor	AA.4010.2220-4300.4405	\$387	\$0	\$649	\$0	\$0
Professional Services Other Fees	AA.4010.2220-4300.4505	\$0	\$211,635	\$211,635	\$0	\$0
Travel Trvl	AA.4010.2220-4590.4590	\$78	\$40	\$40	\$40	\$40
Misc Contractual Expense Garbage/Recycling	AA.4010.2220-4600.4611	\$0		\$5,100	\$0	\$0
Misc Contractual Expense Postage	AA.4010.2220-4600.4645	\$1,183	\$10	\$526	\$10	\$10
Misc Contractual Expense Printing Service	AA.4010.2220-4600.4650	\$0	\$0	\$5,545	\$0	\$0
Misc Contractual Expense Other	AA.4010.2220-4600.4660	\$74	\$60	\$60	\$96	\$96
Communication Expenses Equipment Rentals	AA.4010.2220-4670.4670	\$18	\$0	\$0		\$0



Name	Account ID	FY2020 Actual	FY2021 Adopted Budget	FY2021 Amended Budget	FY2022 Executive Budget	FY2022 Adopted Budget
Communication Expenses Telephone Services	AA.4010.2220- 4670.4680	\$4,424	\$2,677	\$2,827	\$3,100	\$3,100
Maintenance Auto Repair	AA.4010.2220- 4690.4690	\$21	\$21	\$21	\$21	\$21
Social Security/FICA SS/FICA	AA.4010.2220- 8010.8010	\$8,967	\$10,371	\$10,516	\$5,446	\$5,446
Total Public Health Preparedness:		\$164,956	\$360,427	\$528,446	\$79,949	\$79,949
COVID-19 Enhanced Det						
Regular Pay Regular Pay	AA.4010.2221- 1300.1300	\$0	\$179,758	\$89,308	\$68,523	\$68,523
Overtime Pay Overtime Pay	AA.4010.2221- 1410.1410			\$2,000	\$15,000	\$15,000
Supplies Auto Fuel	AA.4010.2221- 4000.4000			\$99	\$0	\$0
Supplies Office	AA.4010.2221- 4000.4025			\$0	\$197	\$197
Supplies Program	AA.4010.2221- 4000.4040			\$9,805	\$11,739	\$11,739
Professional Services Medical/Health	AA.4010.2221- 4300.4440		\$54,131	\$572,882	\$0	\$0
Professional Services Other Fees	AA.4010.2221- 4300.4505			\$0	\$19,702	\$19,702
Misc Contractual Expense Garbage/Recycling	AA.4010.2221- 4600.4611			\$2,530	\$0	\$0
Misc Contractual Expense Printing Service	AA.4010.2221- 4600.4650			\$1,638	\$1,062	\$1,062
Communication Expenses Telephone Services	AA.4010.2221- 4670.4680			\$90	\$720	\$720
Social Security/FICA SS/FICA	AA.4010.2221- 8010.8010	\$0	\$13,752	\$13,752	\$6,390	\$6,390
Total COVID-19 Enhanced Det:		\$0	\$247,641	\$692,104	\$123,333	\$123,333
NACCHO IOPSL						
Professional Services Other Fees	AA.4010.2222- 4300.4505			\$497,359	\$261,469	\$261,469
Total NACCHO IOPSL:				\$497,359	\$261,469	\$261,469
Need Description						
Regular Pay Regular Pay	AA.4010.2223- 1300.1300			\$25,670		\$0
Supplies Medical Supplies	AA.4010.2223- 4000.4042			\$1,275,220	\$0	\$0
Professional Services Medical/Health	AA.4010.2223- 4300.4440			\$1,778,000		\$0
Social Security/FICA SS/FICA	AA.4010.2223- 8010.8010			\$2,201		\$0
Total Need Description:				\$3,081,091	\$0	\$0
Total Public Health:		\$5,344,608	\$6,330,682	\$11,046,123	\$6,976,264	\$6,976,264

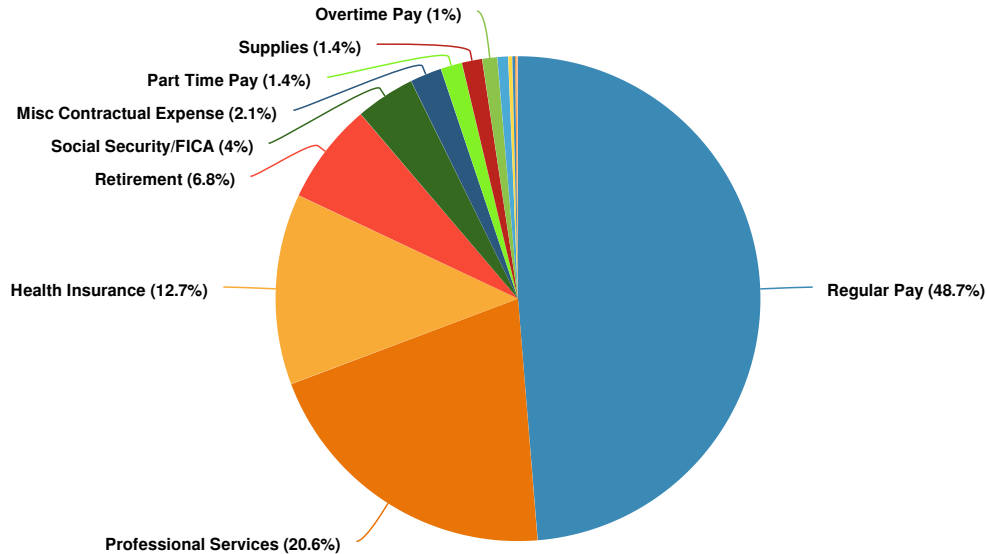


Name	Account ID	FY2020 Actual	FY2021 Adopted Budget	FY2021 Amended Budget	FY2022 Executive Budget	FY2022 Adopted Budget
Total Health:		\$5,344,608	\$6,330,682	\$11,046,123	\$6,976,264	\$6,976,264
Total Expenditures:		\$5,344,608	\$6,330,682	\$11,046,123	\$6,976,264	\$6,976,264

Expenditures by Expense Type

This section provides a summary of expenditures by type to provide context on categorical spending.

Budgeted Expenditures by Expense Type



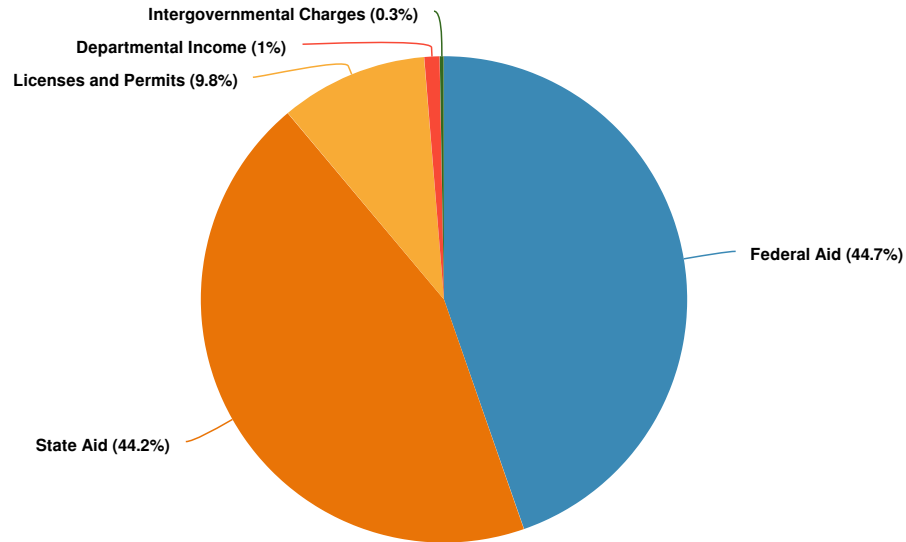
Name	FY2020 Actual	FY2021 Adopted Budget	FY2021 Amended Budget	FY2022 Executive Budget	FY2022 Adopted Budget
Expense Objects					
Regular Pay	\$3,103,575	\$3,262,414	\$3,255,543	\$3,398,796	\$3,398,796
Part Time Pay	\$15,733	\$92,548	\$116,898	\$99,941	\$99,941
Overtime Pay	\$173,145	\$46,583	\$160,283	\$69,850	\$69,850
Contractual Pays	\$52,211	\$69,750	\$146,050	\$49,458	\$49,458
Computer Equipment			\$1,930	\$0	\$0
Other Equipment & Capital Outlays	\$0	\$0	\$75,000		\$0
Supplies	\$80,815	\$84,090	\$1,459,579	\$95,182	\$95,182
Building Maint & Repair	\$0	\$0	\$1,820	\$0	\$0
Professional Services	\$242,292	\$879,791	\$3,915,578	\$1,434,673	\$1,434,673
Leases/Rental	\$6,086	\$7,160	\$7,160	\$5,016	\$5,016
Conference Expenses	\$678	\$2,941	\$1,638	\$4,275	\$4,275
Travel	\$957	\$3,240	\$3,500	\$3,140	\$3,140
Misc Contractual Expense	\$18,353	\$123,861	\$117,546	\$147,051	\$147,051
Communication Expenses	\$13,207	\$11,264	\$11,934	\$13,580	\$13,580
Maintenance	\$10,614	\$17,425	\$21,028	\$19,142	\$19,142
Retirement	\$496,817	\$555,170	\$559,615	\$471,959	\$471,959
Social Security/FICA	\$246,944	\$265,561	\$272,737	\$276,784	\$276,784
Health Insurance	\$883,180	\$908,884	\$918,283	\$887,417	\$887,417
Total Expense Objects:	\$5,344,608	\$6,330,682	\$11,046,123	\$6,976,264	\$6,976,264



Revenues by Source

This section provides a detailed listing of revenues by source and account.

Projected 2022 Revenues by Source



Name	Account ID	FY2020 Actual	FY2021 Adopted Budget	FY2021 Amended Budget	FY2022 Executive Budget	FY2022 Adopted Budget
Revenue Source						
Departmental Income						
Departmental Income Public Health Fees	AA.4010.2201-3120.1601	\$20	\$0	\$0		\$0
Departmental Income Public Health Fees	AA.4010.2205-3120.1601	\$52	\$200	\$200	\$100	\$100
Departmental Income Public Health Fees	AA.4010.2215-3120.1601	\$42,565	\$47,845	\$47,845	\$46,080	\$46,080
Departmental Income Other Health Dep. Income	AA.4010.2205-3120.1689	\$65	\$650	\$650	\$650	\$650
Departmental Income Other Health Dep. Income	AA.4010.2219-3120.1689	\$351,815	\$499,543	\$657,554	\$0	\$0
Total Departmental Income:		\$394,516	\$548,238	\$706,249	\$46,830	\$46,830
Intergovernmental Charges						
Intergovernmental Charges General Services-Other Gov	AA.4010.2215-3200.2210	\$320	\$0	\$0		\$0
Intergovernmental Charges Health Services-Other Gov	AA.4010.2218-3200.2280	\$13,233	\$12,800	\$12,800	\$12,800	\$12,800
Total Intergovernmental Charges:		\$13,553	\$12,800	\$12,800	\$12,800	\$12,800
Licenses and Permits						
Licenses and Permits Permits	AA.4010.2215-3250.2590	\$480,495	\$433,170	\$433,170	\$451,160	\$451,160



Name	Account ID	FY2020 Actual	FY2021 Adopted Budget	FY2021 Amended Budget	FY2022 Executive Budget	FY2022 Adopted Budget
Total Licenses and Permits:		\$480,495	\$433,170	\$433,170	\$451,160	\$451,160
Fines & Forfeitures						
Fines & Forfeitures Fines and Forfeited Bail	AA.4010.2215- 3260.2610	\$300	\$0	\$0		\$0
Total Fines & Forfeitures:		\$300	\$0	\$0		\$0
State Aid						
State Aid Public Health	AA.4010.2200- 3300.3401	\$142,438	\$287,560	\$287,560	\$234,336	\$234,336
State Aid Public Health	AA.4010.2201- 3300.3401	\$9,942	\$178,136	\$178,136	\$92,259	\$92,259
State Aid Public Health	AA.4010.2203- 3300.3401	\$10,495	\$14,856	\$14,856	\$11,310	\$11,310
State Aid Public Health	AA.4010.2204- 3300.3401	\$19,843	\$23,570	\$23,570	\$33,636	\$33,636
State Aid Public Health	AA.4010.2205- 3300.3401	\$418,293	\$343,272	\$343,272	\$402,363	\$402,363
State Aid Public Health	AA.4010.2206- 3300.3401	\$19,050	\$41,141	\$41,141	\$29,612	\$29,612
State Aid Public Health	AA.4010.2208- 3300.3401	\$18,756	\$56,426	\$56,426	\$33,933	\$33,933
State Aid Public Health	AA.4010.2212- 3300.3401	\$4,004	\$42,998	\$42,998	\$24,024	\$24,024
State Aid Public Health	AA.4010.2214- 3300.3401	\$73,202	\$79,425	\$79,425	\$88,311	\$88,311
State Aid Public Health	AA.4010.2215- 3300.3401	\$175,379	\$164,708	\$164,708	\$222,278	\$222,278
State Aid Public Health	AA.4010.2216- 3300.3401	\$10,875	\$92,282	\$92,282	\$55,157	\$55,157
State Aid Public Health	AA.4010.2218- 3300.3401	\$56	\$10,714	\$10,714	\$13,672	\$13,672
State Aid Public Health	AA.4010.2220- 3300.3401	\$83,763	\$93,425	\$93,425	\$95,268	\$95,268
State Aid Special Health Programs	AA.4010.2206- 3300.3472	\$32,247	\$49,888	\$49,888	\$49,888	\$49,888
State Aid Special Health Programs	AA.4010.2207- 3300.3472	\$112,954	\$281,722	\$281,722	\$281,722	\$281,722
State Aid Special Health Programs	AA.4010.2210- 3300.3472	\$28,722	\$91,424	\$91,424	\$63,625	\$63,625
State Aid Special Health Programs	AA.4010.2214- 3300.3472	\$138,310	\$201,819	\$201,819	\$201,819	\$201,819
State Aid Special Health Programs	AA.4010.2216- 3300.3472	\$10,374	\$40,198	\$40,198	\$40,198	\$40,198
State Aid Special Health Programs	AA.4010.2218- 3300.3472	\$4,779	\$63,765	\$63,765	\$63,765	\$63,765
Total State Aid:		\$1,313,480	\$2,157,329	\$2,157,329	\$2,037,176	\$2,037,176
Federal Aid						



Name	Account ID	FY2020 Actual	FY2021 Adopted Budget	FY2021 Amended Budget	FY2022 Executive Budget	FY2022 Adopted Budget
Federal Aid Other Public Safety	AA.4010.2220-3400.4389	\$17	\$0	\$75,000		\$0
Federal Aid Other-Health	AA.4010.2201-3400.4489			\$0	\$750,000	\$750,000
Federal Aid Other-Health	AA.4010.2206-3400.4489	\$15,175	\$23,476	\$23,476	\$23,476	\$23,476
Federal Aid Other-Health	AA.4010.2210-3400.4489	\$11,731	\$37,342	\$37,342	\$25,988	\$25,988
Federal Aid Other-Health	AA.4010.2212-3400.4489	\$9,127	\$28,901	\$28,901	\$28,901	\$28,901
Federal Aid Other-Health	AA.4010.2213-3400.4489	\$48,185	\$172,000	\$172,000	\$172,000	\$172,000
Federal Aid Other-Health	AA.4010.2220-3400.4489	\$401,883	\$321,630	\$321,630	\$321,630	\$321,630
Federal Aid Other-Health	AA.4010.2221-3400.4489	\$0	\$337,160	\$870,073	\$473,388	\$473,388
Federal Aid Other-Health	AA.4010.2222-3400.4489			\$497,359	\$261,469	\$261,469
Federal Aid Other-Health	AA.4010.2223-3400.4489			\$3,098,035		\$0
Total Federal Aid:		\$486,117	\$920,509	\$5,123,816	\$2,056,852	\$2,056,852
Intra-fund Revenues						
Intra-fund Revenues Inter-departmental Revenues	AA.4010.2211-3600.2802	\$20,876	\$30,000	\$30,000	\$0	\$0
Total Intra-fund Revenues:		\$20,876	\$30,000	\$30,000	\$0	\$0
Total Revenue Source:		\$2,709,338	\$4,102,046	\$8,463,364	\$4,604,818	\$4,604,818



Department Position Summary - Department of Health (4010) - Page 1

A4010		Department of Health			
Division	Position #	Title	2021 Adopted	2022 Executive Recommended	2022 Adopted
2200					
	40101010	COMM HLTH	168,943	173,337	173,337
	40101020	SEC COM HL	76,108	81,744	81,744
	40101036	ACCOUNTANT	37,401	67,613	67,613
	40101108	DEP DIR AD	81,698	89,569	89,569
	40101112	EVL ANL II	73,190	67,721	67,721
	40101123	MGR FIS OPER	87,879	90,163	90,163
	40101150	MED BIL CD	73,727	64,519	64,519
	40101314	FIN ANALYST	72,130	74,001	74,001
	40101863	DB CLK/TYP	31,833	36,212	36,212
	40101910	ADM SPEC	0	55,401	55,401
	40102012	DATA SRV COORD	<u>0</u>	<u>40,887</u>	<u>40,887</u>
	Total Full Time Salary		702,909	841,167	841,167
	Division Total		<u>702,909</u>	<u>841,167</u>	<u>841,167</u>
2201					
	40101100	DIR PS	95,315	97,807	97,807
	40101105	PR TR TYP	12,096	0	0
	40101119	SUPV PHN	0	84,412	84,412
	40101202	PH NURSE	70,449	93,434	93,434
	40101205	RN HEALTH	50,535	68,659	68,659
	40101212	PH NURSE	54,262	73,715	73,715
	40101216	PH NURSE	60,894	74,842	74,842
	40101219	PH NURSE	60,854	81,008	81,008
	40101241	PH NURSE	54,152	73,601	73,601
	40101316	RN HEALTH	56,381	68,523	68,523
	40101807	SR TYPIST	41,692	45,900	45,900
	40101861	ADM AIDE	39,216	54,614	54,614
	40101867	DIR COVID OPER	96,248	0	0
	40101867	DIR PH EM PREP	<u>0</u>	<u>98,753</u>	<u>98,753</u>
	Total Full Time Salary		692,094	915,268	915,268
	Division Total		<u>692,094</u>	<u>915,268</u>	<u>915,268</u>
2203					
	Other Part Time Pay		3,998	4,118	4,118
	Division Total		<u>3,998</u>	<u>4,118</u>	<u>4,118</u>



Department Position Summary - Department of Health (4010) - Page 2

A4010		Department of Health			
Division	Position #	Title	2021 Adopted	2022 Executive Recommended	2022 Adopted
2204					
	40101220	PH ED CD	66,765	73,146	73,146
	40101221	DIR CH REL	<u>70,762</u>	<u>72,613</u>	<u>72,613</u>
		Total Full Time Salary	137,527	145,759	145,759
		Division Total	<u>137,527</u>	<u>145,759</u>	<u>145,759</u>
2207					
	40101058	PH ED CD	<u>64,109</u>	<u>70,434</u>	<u>70,434</u>
		Total Full Time Salary	64,109	70,434	70,434
		Division Total	<u>64,109</u>	<u>70,434</u>	<u>70,434</u>
2208					
		Other Part Time Pay	26,451	27,140	27,140
		Division Total	<u>26,451</u>	<u>27,140</u>	<u>27,140</u>
2212					
	40101652	COORD PHCP	<u>40,104</u>	<u>40,859</u>	<u>40,859</u>
		Total Full Time Salary	40,104	40,859	40,859
		Division Total	<u>40,104</u>	<u>40,859</u>	<u>40,859</u>
2214					
	40101017	PH TECH	42,891	48,249	48,249
	40101019	SR PH ENG	94,754	103,646	103,646
	40101023	SR PH SAN	65,887	73,146	73,146
	40101065	PH SAN	<u>59,085</u>	<u>65,597</u>	<u>65,597</u>
		Total Full Time Salary	262,617	290,638	290,638
		Division Total	<u>262,617</u>	<u>290,638</u>	<u>290,638</u>
2215					
	40101013	DIR ENV SV	104,713	107,432	107,432
	40101018	AST PH ENG	0	76,950	76,950
	40101047	ENV HL MGR	76,972	82,537	82,537
	40101048	PH SAN	61,643	67,794	67,794
	40101049	SR PH SAN	65,258	71,999	71,999
	40101054	SR PH SAN	68,314	74,838	74,838
	40101055	PH SAN	61,868	68,760	68,760



Department Position Summary - Department of Health (4010) - Page 3

A4010		Department of Health			
Division	Position #	Title	2021 Adopted	2022 Executive Recommended	2022 Adopted
2215					
	40101056	PH SAN	62,794	68,760	68,760
	40101057	SR PH SAN	66,725	73,146	73,146
	40101059	PH SAN	61,643	68,297	68,297
	40101071	PH SAN	58,864	64,756	64,756
	40101076	ENV HL MGR	78,981	84,539	84,539
	40101858	SR TYPIST	<u>40,943</u>	<u>45,154</u>	<u>45,154</u>
	Total Full Time Salary		808,718	954,962	954,962
	Other Part Time Pay		<u>55,900</u>	<u>61,950</u>	<u>61,950</u>
	Division Total		<u>864,618</u>	<u>1,016,912</u>	<u>1,016,912</u>
2218					
	Other Part Time Pay		6,199	6,733	6,733
	Division Total		<u>6,199</u>	<u>6,733</u>	<u>6,733</u>
2219					
	40102011	PROJ MGR	84,035	0	0
	40102012	DATA SRV COORD	79,085	0	0
	40102013	COMM FAC ASST	<u>75,894</u>	<u>0</u>	<u>0</u>
	Total Full Time Salary		239,014	0	0
	Division Total		<u>239,014</u>	<u>0</u>	<u>0</u>
2220					
	40101119	SUPV PHN	71,454	0	0
	40101318	PH ED CD	<u>64,109</u>	<u>71,186</u>	<u>71,186</u>
	Total Full Time Salary		135,563	71,186	71,186
	Division Total		<u>135,563</u>	<u>71,186</u>	<u>71,186</u>
2221					
	40102014	SUPV PHN	71,454	0	0
	40102015	PH NURSE	54,152	68,523	68,523
	40102016	PH NURSE	<u>54,152</u>	<u>0</u>	<u>0</u>



Department Position Summary - Department of Health (4010) - Page 4

A4010		Department of Health			
Division	Position #	Title	2021 Adopted	2022 Executive Recommended	2022 Adopted
2221					
		Total Full Time Salary	179,758	68,523	68,523
		Division Total	<u>179,758</u>	<u>68,523</u>	<u>68,523</u>
		Department Total	3,354,961	3,498,737	3,498,737
		Total Benefited Employees	49	45	45

PL Notes:

40101018 - Restored position
 40101108 - Split with Dept 4310
 40101119 - Moved to Division 2201
 40101867 - Title Change
 40101910 - Moved from Dept 4310
 40102011 - Moved to Dept 4320
 40102012 - Split with Dept 4320
 40102013 - Moved to Dept 4320
 40102014 - De-Funded
 40102016 - De-Funded



Department of Health - Medical Examiner (1185)

Carol Smith, MD, MPH
Commissioner

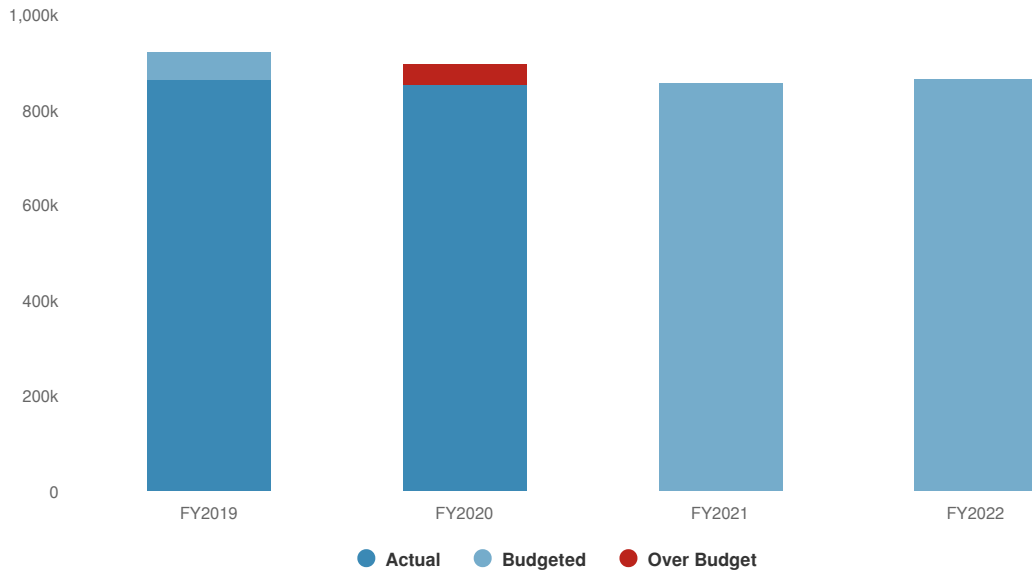


Expenditures Summary

The Expenditures Summary provides a comparison between the 2022 Adopted Budget and the 2021 Amended Budget.

\$866,016 **\$9,324**
(1.09% vs. prior year)

Department of Health - Medical Examiner (1185) Proposed and Historical Budget vs. Actual



Expenditures by Division and/or Account

This section provides expenditures by division and account to provide the necessary detail required as part of the Adopted Budget.

Name	Account ID	FY2020 Actual	FY2021 Adopted Budget	FY2021 Amended Budget	FY2022 Executive Budget	FY2022 Adopted Budget
Expenditures						
General Government						
Medical Examiner						
Regular Pay Regular Pay	AA.1185.1061-1300.1300	\$61,539	\$69,243	\$69,243	\$71,053	\$71,053
Part Time Pay Part Time Pay	AA.1185.1061-1400.1400	\$176,574	\$175,927	\$175,927	\$180,511	\$180,511
Contractual Pays Longevity Pay	AA.1185.1061-1420.1440	\$3,536	\$3,540	\$3,540	\$5,321	\$5,321
Supplies Auto Fuel	AA.1185.1061-4000.4000	\$250	\$300	\$300	\$300	\$300
Supplies Office	AA.1185.1061-4000.4025	\$84	\$150	\$150	\$150	\$150
Supplies Program	AA.1185.1061-4000.4040	\$0	\$300	\$300	\$300	\$300
Professional Services Forensic	AA.1185.1061-4300.4375	\$337,000	\$337,000	\$337,000	\$337,000	\$337,000
Professional Services Medical/Health	AA.1185.1061-4300.4440	\$100,796	\$55,000	\$55,000	\$55,000	\$55,000
Professional Services Other Fees	AA.1185.1061-4300.4505	\$79,595	\$71,740	\$71,740	\$72,600	\$72,600
Conference Expenses Con Exp	AA.1185.1061-4580.4580	\$0	\$1,500	\$1,500	\$1,500	\$1,500
Travel Trvl	AA.1185.1061-4590.4590	\$1	\$50	\$50	\$50	\$50
Misc Contractual Expense Memberships	AA.1185.1061-4600.4625	\$110	\$110	\$110	\$110	\$110
Misc Contractual Expense Periodicals	AA.1185.1061-4600.4635	\$0	\$575	\$0	\$0	\$0
Misc Contractual Expense Other	AA.1185.1061-4600.4660	\$28,200	\$27,000	\$27,000	\$30,750	\$30,750
Communication Expenses Telephone Services	AA.1185.1061-4670.4680	\$2,639	\$2,300	\$2,875	\$3,000	\$3,000
Retirement Ret	AA.1185.1061-8000.8000	\$35,883	\$37,283	\$37,283	\$29,558	\$29,558
Social Security/FICA SS/FICA	AA.1185.1061-8010.8010	\$17,928	\$19,027	\$19,027	\$19,652	\$19,652
Health Insurance Dental	AA.1185.1061-8020.8020	\$2,317	\$2,775	\$2,775	\$2,936	\$2,936
Health Insurance Hospital & Medical	AA.1185.1061-8020.8035	\$49,112	\$52,483	\$52,483	\$55,814	\$55,814
Health Insurance Optical	AA.1185.1061-8020.8055	\$531	\$389	\$389	\$411	\$411
Total Medical Examiner:		\$896,094	\$856,692	\$856,692	\$866,016	\$866,016
Total General Government:		\$896,094	\$856,692	\$856,692	\$866,016	\$866,016

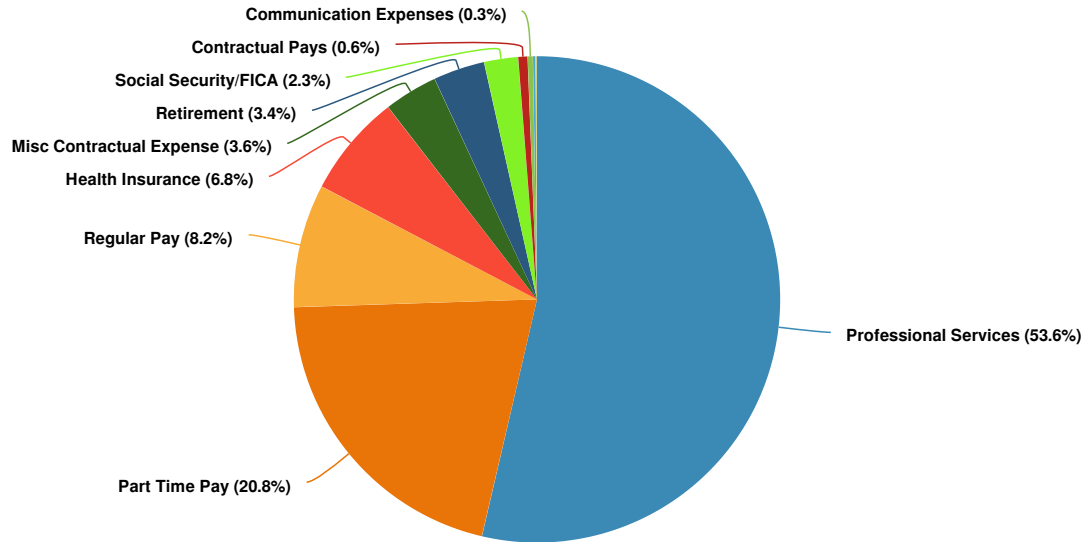


Name	Account ID	FY2020 Actual	FY2021 Adopted Budget	FY2021 Amended Budget	FY2022 Executive Budget	FY2022 Adopted Budget
Total Expenditures:		\$896,094	\$856,692	\$856,692	\$866,016	\$866,016

Expenditures by Expense Type

This section provides a summary of expenditures by type to provide context on categorical spending.

Budgeted Expenditures by Expense Type



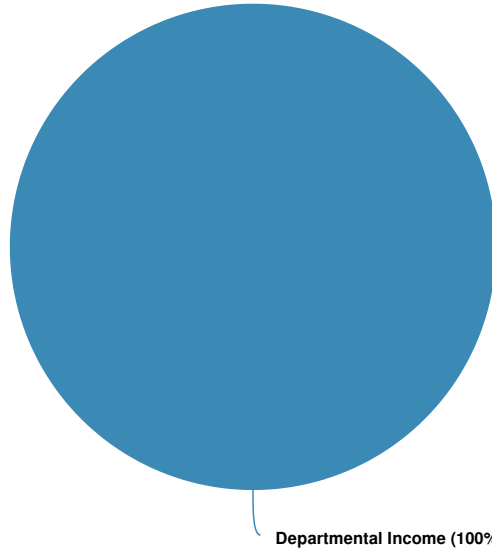
Name	FY2020 Actual	FY2021 Adopted Budget	FY2021 Amended Budget	FY2022 Executive Budget	FY2022 Adopted Budget
Expense Objects					
Regular Pay	\$61,539	\$69,243	\$69,243	\$71,053	\$71,053
Part Time Pay	\$176,574	\$175,927	\$175,927	\$180,511	\$180,511
Contractual Pays	\$3,536	\$3,540	\$3,540	\$5,321	\$5,321
Supplies	\$334	\$750	\$750	\$750	\$750
Professional Services	\$517,391	\$463,740	\$463,740	\$464,600	\$464,600
Conference Expenses	\$0	\$1,500	\$1,500	\$1,500	\$1,500
Travel	\$1	\$50	\$50	\$50	\$50
Misc Contractual Expense	\$28,310	\$27,685	\$27,110	\$30,860	\$30,860
Communication Expenses	\$2,639	\$2,300	\$2,875	\$3,000	\$3,000
Retirement	\$35,883	\$37,283	\$37,283	\$29,558	\$29,558
Social Security/FICA	\$17,928	\$19,027	\$19,027	\$19,652	\$19,652
Health Insurance	\$51,960	\$55,647	\$55,647	\$59,161	\$59,161
Total Expense Objects:	\$896,094	\$856,692	\$856,692	\$866,016	\$866,016



Revenues by Source

This section provides a detailed listing of revenues by source and account.

Projected 2022 Revenues by Source



Name	Account ID	FY2020 Actual	FY2021 Adopted Budget	FY2021 Amended Budget	FY2022 Executive Budget	FY2022 Adopted Budget
Revenue Source						
Departmental Income						
Departmental Income Medical Examiner Fees	AA.1185.1061-3120.1225	\$800	\$550	\$550	\$550	\$550
Total Departmental Income:		\$800	\$550	\$550	\$550	\$550
Federal Aid						
Federal Aid Other-General Government	AA.1185.1061-3400.4089	\$5,958	\$0	\$0		\$0
Total Federal Aid:		\$5,958	\$0	\$0		\$0
Total Revenue Source:		\$6,758	\$550	\$550	\$550	\$550

Department Position Summary - Department of Health - Medical Examiner (1185)

A1185			Medical Examiner		
Division	Position #	Title	2021 Adopted	2022 Executive Recommended	2022 Adopted
1061					
	11851313	DEP MED MI	<u>69,243</u>	<u>71,053</u>	<u>71,053</u>
		Total Full Time Salary	69,243	71,053	71,053
	11851001	MEDICAL EX	82,794	84,958	84,958
	11851005	DEP MED EX	<u>55,248</u>	<u>56,684</u>	<u>56,684</u>
		Benefited Part-Time Salary	138,042	141,642	141,642
		Other Part Time Pay	<u>37,885</u>	<u>38,869</u>	<u>38,869</u>
		Division Total	<u>245,170</u>	<u>251,564</u>	<u>251,564</u>
		Department Total	245,170	251,564	251,564
		Total Benefited Employees	3	3	3

Department of Health - Other Educational Activities (2980)

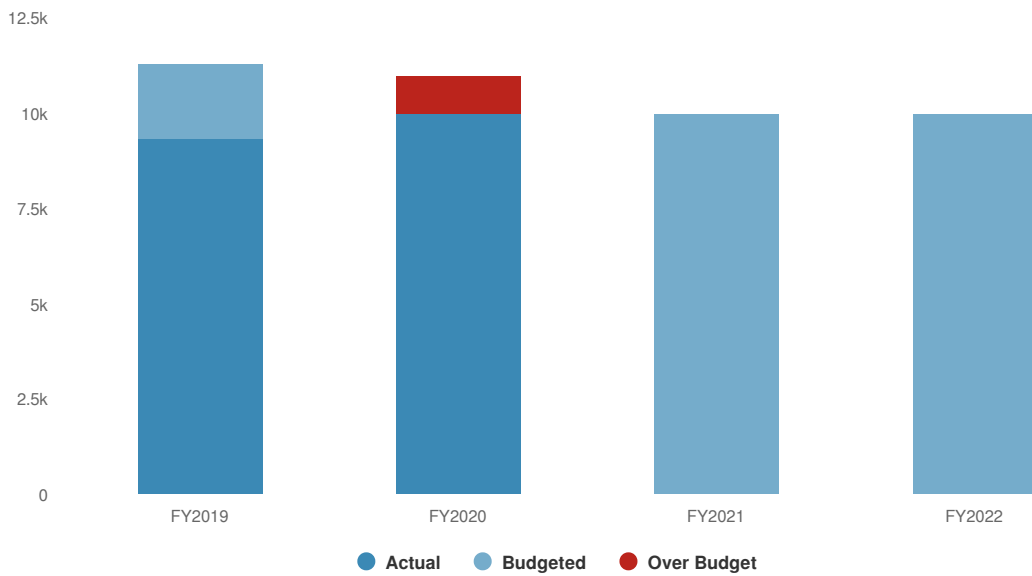
Carol Smith, MD, MPH
Commissioner

Expenditures Summary

The Expenditures Summary provides a comparison between the 2022 Adopted Budget and the 2021 Amended Budget.

\$10,000 **\$0**
(0% vs. prior year)

Department of Health - Other Educational Activities (2980) Proposed and Historical Budget vs. Actual



Expenditures by Division and/or Account

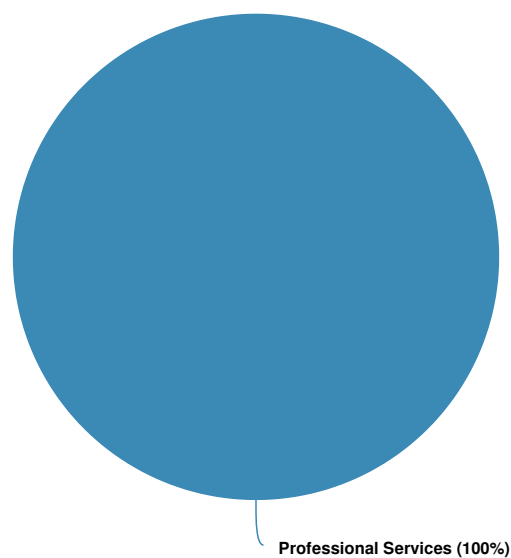
This section provides expenditures by division and account to provide the necessary detail required as part of the Adopted Budget.

Name	Account ID	FY2020 Actual	FY2021 Adopted Budget	FY2021 Amended Budget	FY2022 Executive Budget	FY2022 Adopted Budget
Expenditures						
Education						
Handicapped Education Program						
Professional Services Advertising	AA.2980.1760-4300.4325	\$10,960	\$10,000	\$10,000	\$10,000	\$10,000
Total Handicapped Education Program:		\$10,960	\$10,000	\$10,000	\$10,000	\$10,000
Total Education:		\$10,960	\$10,000	\$10,000	\$10,000	\$10,000
Total Expenditures:		\$10,960	\$10,000	\$10,000	\$10,000	\$10,000

Expenditures by Expense Type

This section provides a summary of expenditures by type to provide context on categorical spending.

Budgeted Expenditures by Expense Type



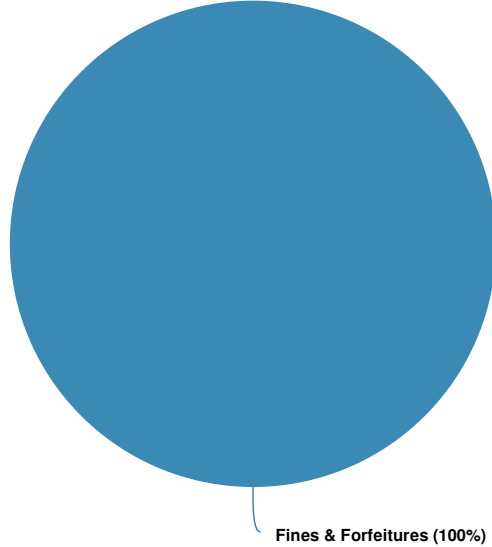
Name	FY2020 Actual	FY2021 Adopted Budget	FY2021 Amended Budget	FY2022 Executive Budget	FY2022 Adopted Budget
Expense Objects					
Professional Services	\$10,960	\$10,000	\$10,000	\$10,000	\$10,000
Total Expense Objects:	\$10,960	\$10,000	\$10,000	\$10,000	\$10,000



Revenues by Source

This section provides a detailed listing of revenues by source and account.

Projected 2022 Revenues by Source



Name	Account ID	FY2020 Actual	FY2021 Adopted Budget	FY2021 Amended Budget	FY2022 Executive Budget	FY2022 Adopted Budget
Revenue Source						
Fines & Forfeitures						
Fines & Forfeitures Fines and Forfeited Bail	AA.2980.1760-3260.2610	\$1,073	\$10,000	\$10,000	\$10,000	\$10,000
Total Fines & Forfeitures:		\$1,073	\$10,000	\$10,000	\$10,000	\$10,000
Total Revenue Source:		\$1,073	\$10,000	\$10,000	\$10,000	\$10,000

Department of Health - Special Supplemental Nutrition Program for Women, Infants, and Children (WIC)

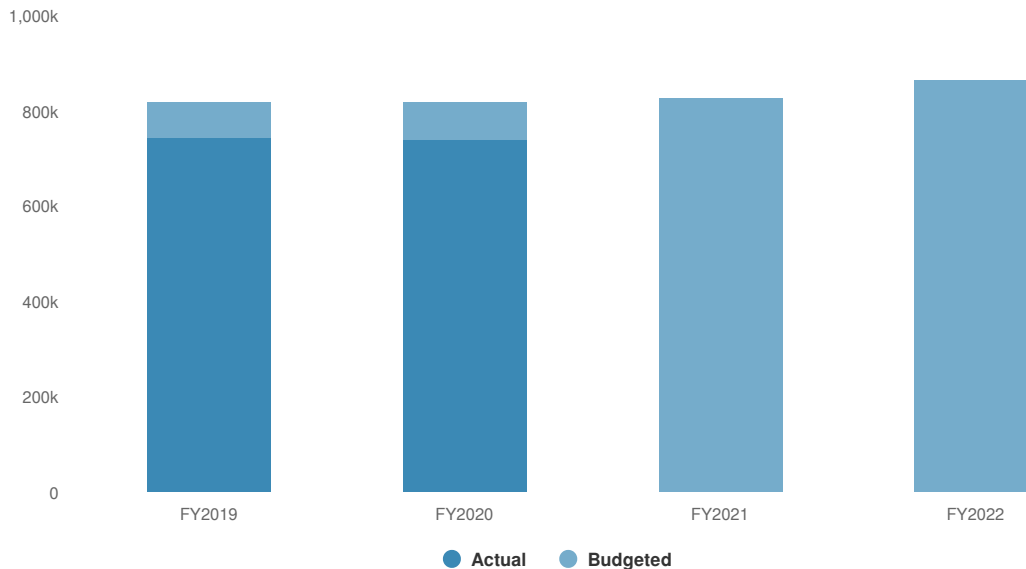
Carol Smith, MD, MPH
Commissioner

Expenditures Summary

The Expenditures Summary provides a comparison between the 2022 Adopted Budget and the 2021 Amended Budget.

\$863,865 **\$35,652**
(4.3% vs. prior year)

Department of Health - Special Supplemental Nutrition Program for Women, Infants, and Children (WIC)
Proposed and Historical Budget vs. Actual



Expenditures by Division and/or Account

This section provides expenditures by division and account to provide the necessary detail required as part of the Adopted Budget.

Name	Account ID	FY2020 Actual	FY2021 Adopted Budget	FY2021 Amended Budget	FY2022 Executive Budget	FY2022 Adopted Budget
Expenditures						
Health						
WIC Program						
WIC Program						
Regular Pay Regular Pay	AA.4082.2250-1300.1300	\$431,192	\$449,270	\$466,562	\$506,639	\$506,639
Part Time Pay Part Time Pay	AA.4082.2250-1400.1400	\$14,709	\$16,830	\$16,830	\$18,579	\$18,579
Overtime Pay Overtime Pay	AA.4082.2250-1410.1410	\$0	\$300	\$300	\$0	\$0
Contractual Pays Retro Pay	AA.4082.2250-1420.1465			\$8,100		\$0
Supplies Auto Fuel	AA.4082.2250-4000.4000	\$97	\$500	\$500	\$500	\$500
Supplies Office	AA.4082.2250-4000.4025	\$1,339	\$1,000	\$1,000	\$1,000	\$1,000
Supplies Program	AA.4082.2250-4000.4040	\$8,489	\$13,661	\$13,661	\$10,414	\$10,414
Professional Services Interpretor	AA.4082.2250-4300.4405	\$0	\$250	\$250	\$250	\$250
Insurance Administrative	AA.4082.2250-4510.4510	\$3,409	\$3,800	\$4,060	\$3,800	\$3,800
Leases/Rental Equipment	AA.4082.2250-4570.4573	\$2,024	\$2,382	\$2,382	\$2,388	\$2,388
Leases/Rental Real Property	AA.4082.2250-4570.4575	\$1,650	\$5,400	\$5,400	\$5,400	\$5,400
Conference Expenses Con Exp	AA.4082.2250-4580.4580	\$0	\$1,456	\$1,456	\$710	\$710
Travel Trvl	AA.4082.2250-4590.4590	\$463	\$1,500	\$285	\$750	\$750
Misc Contractual Expense Licenses & Certifications	AA.4082.2250-4600.4620	\$0	\$200	\$200	\$0	\$0
Misc Contractual Expense Memberships	AA.4082.2250-4600.4625	\$50	\$400	\$400	\$400	\$400
Misc Contractual Expense Postage	AA.4082.2250-4600.4645	\$1,052	\$350	\$717	\$350	\$350
Misc Contractual Expense Printing Service	AA.4082.2250-4600.4650	\$0	\$358	\$358	\$358	\$358
Misc Contractual Expense Other	AA.4082.2250-4600.4660	\$1,267	\$1,634	\$1,634	\$2,240	\$2,240
Communication Expenses Telephone Services	AA.4082.2250-4670.4680	\$1,568	\$658	\$1,246	\$1,396	\$1,396
Maintenance Auto Repair	AA.4082.2250-4690.4690	\$21	\$900	\$900	\$900	\$900
Retirement Ret	AA.4082.2250-8000.8000	\$66,213	\$80,806	\$80,806	\$70,408	\$70,408



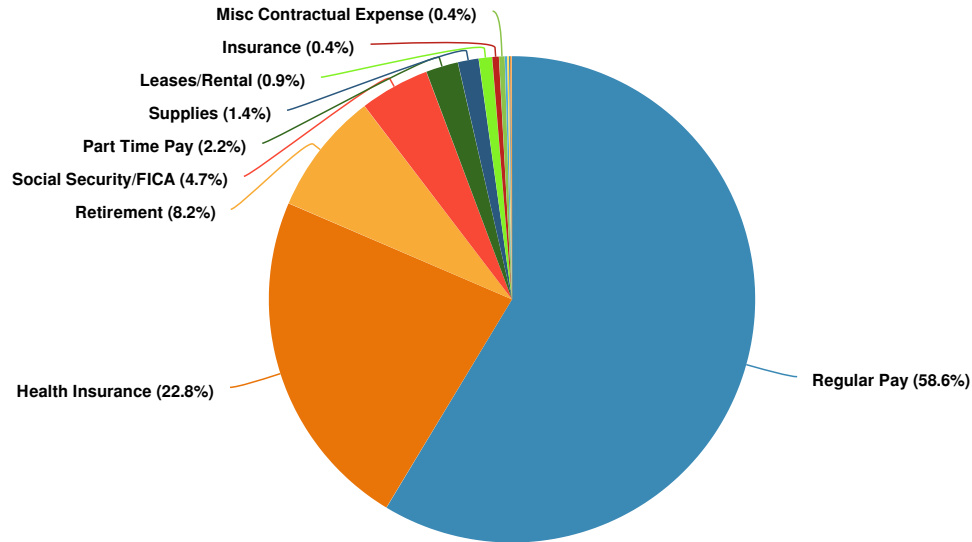
Name	Account ID	FY2020 Actual	FY2021 Adopted Budget	FY2021 Amended Budget	FY2022 Executive Budget	FY2022 Adopted Budget
Social Security/FICA SS/FICA	AA.4082.2250- 8010.8010	\$32,824	\$35,680	\$35,680	\$40,179	\$40,179
Health Insurance Dental	AA.4082.2250- 8020.8020	\$7,721	\$9,249	\$9,249	\$9,787	\$9,787
Health Insurance Hospital & Medical	AA.4082.2250- 8020.8035	\$163,677	\$174,942	\$174,942	\$186,046	\$186,046
Health Insurance Optical	AA.4082.2250- 8020.8055	\$1,770	\$1,295	\$1,295	\$1,371	\$1,371
Total WIC Program:		\$739,535	\$802,821	\$828,213	\$863,865	\$863,865
Total WIC Program:		\$739,535	\$802,821	\$828,213	\$863,865	\$863,865
Total Health:		\$739,535	\$802,821	\$828,213	\$863,865	\$863,865
Total Expenditures:		\$739,535	\$802,821	\$828,213	\$863,865	\$863,865



Expenditures by Expense Type

This section provides a summary of expenditures by type to provide context on categorical spending.

Budgeted Expenditures by Expense Type



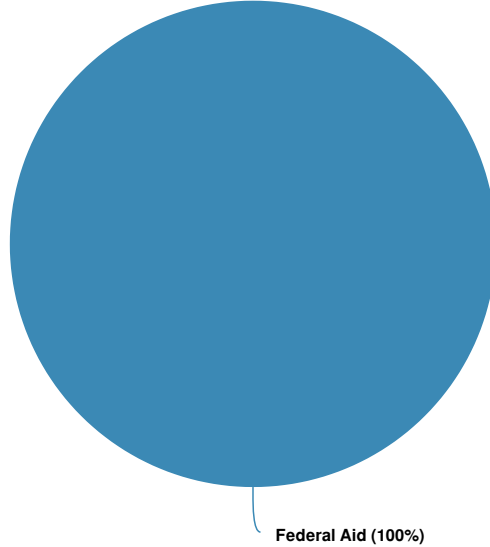
Name	FY2020 Actual	FY2021 Adopted Budget	FY2021 Amended Budget	FY2022 Executive Budget	FY2022 Adopted Budget
Expense Objects					
Regular Pay	\$431,192	\$449,270	\$466,562	\$506,639	\$506,639
Part Time Pay	\$14,709	\$16,830	\$16,830	\$18,579	\$18,579
Overtime Pay	\$0	\$300	\$300	\$0	\$0
Contractual Pays			\$8,100		\$0
Supplies	\$9,925	\$15,161	\$15,161	\$11,914	\$11,914
Professional Services	\$0	\$250	\$250	\$250	\$250
Insurance	\$3,409	\$3,800	\$4,060	\$3,800	\$3,800
Leases/Rental	\$3,674	\$7,782	\$7,782	\$7,788	\$7,788
Conference Expenses	\$0	\$1,456	\$1,456	\$710	\$710
Travel	\$463	\$1,500	\$285	\$750	\$750
Misc Contractual Expense	\$2,368	\$2,942	\$3,309	\$3,348	\$3,348
Communication Expenses	\$1,568	\$658	\$1,246	\$1,396	\$1,396
Maintenance	\$21	\$900	\$900	\$900	\$900
Retirement	\$66,213	\$80,806	\$80,806	\$70,408	\$70,408
Social Security/FICA	\$32,824	\$35,680	\$35,680	\$40,179	\$40,179
Health Insurance	\$173,169	\$185,486	\$185,486	\$197,204	\$197,204
Total Expense Objects:	\$739,535	\$802,821	\$828,213	\$863,865	\$863,865



Revenues by Source

This section provides a detailed listing of revenues by source and account.

Projected 2022 Revenues by Source



Name	Account ID	FY2020 Actual	FY2021 Adopted Budget	FY2021 Amended Budget	FY2022 Executive Budget	FY2022 Adopted Budget
Revenue Source						
Federal Aid						
Federal Aid WIC Program	AA.4082.2250-3400.4482	\$731,746	\$802,447	\$802,447	\$802,447	\$802,447
Total Federal Aid:		\$731,746	\$802,447	\$802,447	\$802,447	\$802,447
Total Revenue Source:		\$731,746	\$802,447	\$802,447	\$802,447	\$802,447

Department Position Summary - Department of Health - WIC (4082)

A4082		WIC Program			
Division	Position #	Title	2021 Adopted	2022 Executive Recommended	2022 Adopted
2250					
	40821003	ADM AIDE	42,277	47,556	47,556
	40821004	CLERK	32,858	37,374	37,374
	40821005	CLERK	28,538	31,522	31,522
	40821006	CLERK	28,538	31,522	31,522
	40821007	CLERK	32,064	36,476	36,476
	40821010	SR WIC NUT	54,059	60,302	60,302
	40821011	SR WIC NUT	50,794	56,846	56,846
	40821012	RN HEALTH	60,803	79,625	79,625
	40821014	SR WIC NUT	57,314	63,591	63,591
	40821015	WIC PRG CD	<u>62,025</u>	<u>61,825</u>	<u>61,825</u>
	Total Full Time Salary		449,270	506,639	506,639
	Other Part Time Pay		<u>16,830</u>	<u>18,579</u>	<u>18,579</u>
	Division Total		<u>466,100</u>	<u>525,218</u>	<u>525,218</u>
	Department Total		466,100	525,218	525,218
	Total Benefited Employees		10	10	10



Department of Mental Health (4310)

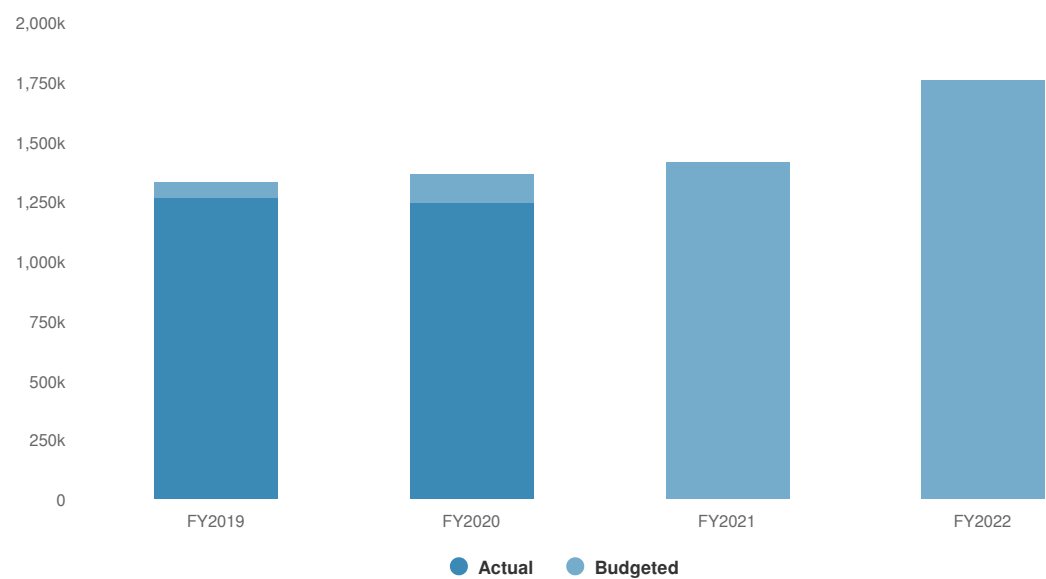
Carol Smith, MD, MPH
Commissioner

Expenditures Summary

The Expenditures Summary provides a comparison between the 2022 Adopted Budget and the 2021 Amended Budget.

\$1,762,227 **\$344,010**
(24.26% vs. prior year)

Department of Mental Health (4310) Proposed and Historical Budget vs. Actual



Expenditures by Division and/or Account

This section provides expenditures by division and account to provide the necessary detail required as part of the Adopted Budget.

Name	Account ID	FY2020 Actual	FY2021 Adopted Budget	FY2021 Amended Budget	FY2022 Executive Budget	FY2022 Adopted Budget
Expenditures						
Health						
Mental Health Administration						
Regular Pay Regular Pay	AA.4310.2290-1300.1300	\$808,816	\$849,151	\$874,174	\$1,183,503	\$1,183,503
Overtime Pay Overtime Pay	AA.4310.2290-1410.1410	\$1,809	\$0	\$40	\$0	\$0
Contractual Pays Longevity Pay	AA.4310.2290-1420.1440	\$1,500	\$1,500	\$1,500	\$1,500	\$1,500
Contractual Pays Shift Differential Pay	AA.4310.2290-1420.1455	\$2,110	\$2,112	\$2,112	\$2,184	\$2,184
Contractual Pays Stipend Pay	AA.4310.2290-1420.1460	\$10,000	\$10,000	\$10,000	\$0	\$0
Contractual Pays Retro Pay	AA.4310.2290-1420.1465	\$0	\$0	\$9,500		\$0
Office Equipment Office Equipment	AA.4310.2290-2000.2000	\$3,738	\$0	\$0		\$0
Supplies Auto Fuel	AA.4310.2290-4000.4000	\$20	\$30	\$30	\$30	\$30
Supplies Office	AA.4310.2290-4000.4025	\$1,127	\$1,500	\$590	\$1,500	\$1,500
Supplies Program	AA.4310.2290-4000.4040	\$0	\$1,000	\$1,000	\$1,000	\$1,000
Building Maint & Repair Shredding/Recycling	AA.4310.2290-4200.4215			\$910	\$0	\$0
Building Maint & Repair Other Building Maint & Repair	AA.4310.2290-4200.4295	\$460	\$0	\$0		\$0
Professional Services Education/Training	AA.4310.2290-4300.4345	\$0	\$10,000	\$10,000	\$10,000	\$10,000
Professional Services Psychiatric	AA.4310.2290-4300.4470	\$10,100	\$30,500	\$30,500	\$30,500	\$30,500
Professional Services Other Fees	AA.4310.2290-4300.4505	\$24,541	\$0	\$0		\$0
Conference Expenses Con Exp	AA.4310.2290-4580.4580	\$0	\$250	\$250	\$250	\$250
Travel Trvl	AA.4310.2290-4590.4590	\$8	\$50	\$50	\$50	\$50
Misc Contractual Expense Garbage/Recycling	AA.4310.2290-4600.4611			\$0	\$910	\$910
Misc Contractual Expense Licenses & Certifications	AA.4310.2290-4600.4620	\$0	\$34	\$34	\$34	\$34
Misc Contractual Expense Memberships	AA.4310.2290-4600.4625	\$6,642	\$6,841	\$6,841	\$7,047	\$7,047
Misc Contractual Expense Periodicals	AA.4310.2290-4600.4635	\$1,881	\$500	\$500	\$2,000	\$2,000



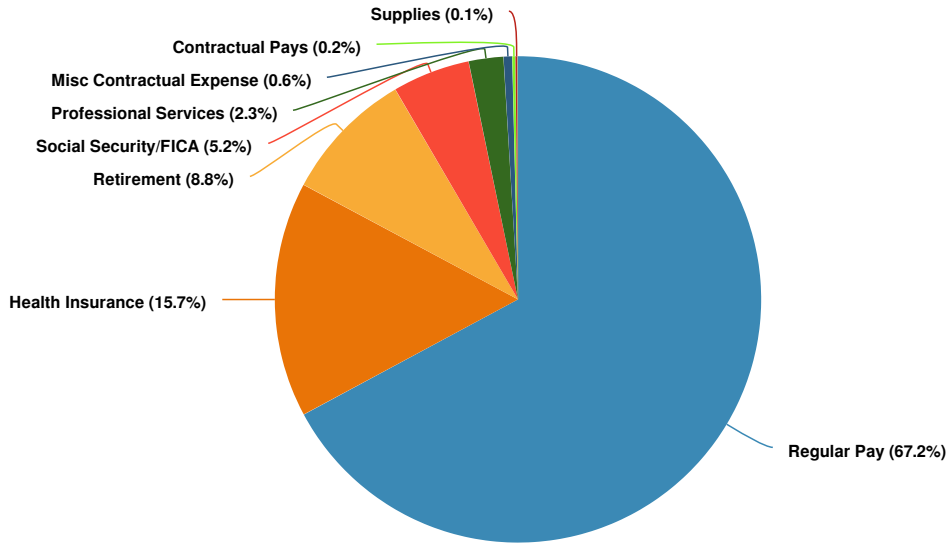
Name	Account ID	FY2020 Actual	FY2021 Adopted Budget	FY2021 Amended Budget	FY2022 Executive Budget	FY2022 Adopted Budget
Misc Contractual Expense Printing Service	AA.4310.2290- 4600.4650	\$0	\$250	\$250	\$250	\$250
Misc Contractual Expense Other	AA.4310.2290- 4600.4660		\$50,000	\$50,000	\$0	\$0
Maintenance Repair & Maintenance - Equipment	AA.4310.2290- 4690.4695	\$233	\$0	\$0		\$0
Retirement Ret	AA.4310.2290- 8000.8000	\$122,236	\$149,506	\$149,506	\$154,563	\$154,563
Retirement Retirement - VDC	AA.4310.2290- 8000.8001	\$36	\$0	\$0		\$0
Social Security/FICA SS/FICA	AA.4310.2290- 8010.8010	\$60,987	\$66,002	\$66,395	\$90,820	\$90,820
Health Insurance Dental	AA.4310.2290- 8020.8020	\$8,493	\$10,174	\$10,174	\$13,702	\$13,702
Health Insurance Hospital & Medical	AA.4310.2290- 8020.8035	\$180,040	\$192,436	\$192,436	\$260,465	\$260,465
Health Insurance Optical	AA.4310.2290- 8020.8055	\$1,947	\$1,425	\$1,425	\$1,919	\$1,919
Total Mental Health Administration:		\$1,246,725	\$1,383,261	\$1,418,217	\$1,762,227	\$1,762,227
Total Health:		\$1,246,725	\$1,383,261	\$1,418,217	\$1,762,227	\$1,762,227
Total Expenditures:		\$1,246,725	\$1,383,261	\$1,418,217	\$1,762,227	\$1,762,227



Expenditures by Expense Type

This section provides a summary of expenditures by type to provide context on categorical spending.

Budgeted Expenditures by Expense Type



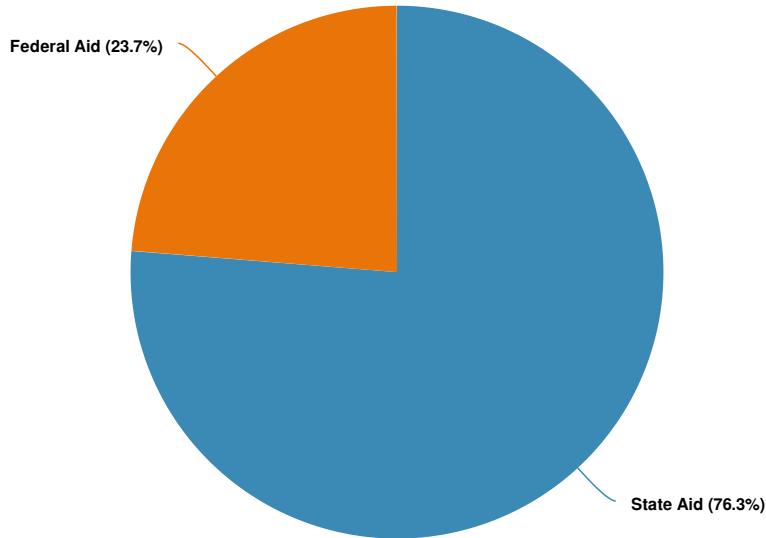
Name	FY2020 Actual	FY2021 Adopted Budget	FY2021 Amended Budget	FY2022 Executive Budget	FY2022 Adopted Budget
Expense Objects					
Regular Pay	\$808,816	\$849,151	\$874,174	\$1,183,503	\$1,183,503
Overtime Pay	\$1,809	\$0	\$40	\$0	\$0
Contractual Pays	\$13,610	\$13,612	\$23,112	\$3,684	\$3,684
Office Equipment	\$3,738	\$0	\$0		\$0
Supplies	\$1,146	\$2,530	\$1,620	\$2,530	\$2,530
Building Maint & Repair	\$460	\$0	\$910	\$0	\$0
Professional Services	\$34,641	\$40,500	\$40,500	\$40,500	\$40,500
Conference Expenses	\$0	\$250	\$250	\$250	\$250
Travel	\$8	\$50	\$50	\$50	\$50
Misc Contractual Expense	\$8,523	\$57,625	\$57,625	\$10,241	\$10,241
Maintenance	\$233	\$0	\$0		\$0
Retirement	\$122,272	\$149,506	\$149,506	\$154,563	\$154,563
Social Security/FICA	\$60,987	\$66,002	\$66,395	\$90,820	\$90,820
Health Insurance	\$190,481	\$204,035	\$204,035	\$276,086	\$276,086
Total Expense Objects:	\$1,246,725	\$1,383,261	\$1,418,217	\$1,762,227	\$1,762,227



Revenues by Source

This section provides a detailed listing of revenues by source and account.

Projected 2022 Revenues by Source



Name	Account ID	FY2020 Actual	FY2021 Adopted Budget	FY2021 Amended Budget	FY2022 Executive Budget	FY2022 Adopted Budget
Revenue Source						
State Aid						
State Aid Narcotic Addiction Control	AA.4310.2290-3300.3486	\$102,950	\$108,834	\$108,834	\$59,423	\$59,423
State Aid Other Health	AA.4310.2290-3300.3489	\$149,472	\$166,713	\$166,713	\$166,713	\$166,713
State Aid Mental Health	AA.4310.2290-3300.3490	\$210,308	\$264,589	\$264,589	\$452,067	\$452,067
Total State Aid:		\$462,730	\$540,136	\$540,136	\$678,203	\$678,203
Federal Aid						
Federal Aid Narcotic Addiction Control Prog.	AA.4310.2290-3400.4486	\$0	\$12,000	\$12,000	\$12,000	\$12,000
Federal Aid Mental Health	AA.4310.2290-3400.4490	\$411,033	\$206,351	\$206,351	\$198,970	\$198,970
Total Federal Aid:		\$411,033	\$218,351	\$218,351	\$210,970	\$210,970
Total Revenue Source:		\$873,763	\$758,487	\$758,487	\$889,173	\$889,173



Department Position Summary - Mental Health (4310)

A4310		Mental Health Administration			
Division	Position #	Title	2021 Adopted	2022 Executive Recommended	2022 Adopted
2290					
	43101001	DEP COM MH	95,315	97,807	97,807
	43101005	COMM MH	0	110,001	110,001
	43101014	ADM SPEC	51,284	0	0
	43101018	MH SS CS	78,744	86,304	86,304
	43101019	MH SYS SP	72,584	80,570	80,570
	43101020	ADM AST/T	61,680	49,832	49,832
	43101036	ACCOUNTANT	14,961	0	0
	43101055	ACCOUNTANT	61,643	67,613	67,613
	43101059	LGU PRG SU	86,780	93,166	93,166
	43101061	PSYCH III	0	33,093	33,093
	43101062	LGU PRG SU	86,780	91,801	91,801
	43101108	DEP DIR AD	27,233	22,210	22,210
	43101150	MED BILL CD	0	15,998	15,998
	43101300	MH SS AS	82,361	89,890	89,890
	43101304	SR AC CLK	43,336	47,830	47,830
	43101410	SR CS MGR	68,531	74,838	74,838
	43101420	FIN ANALYST	0	74,001	74,001
	43101425	EVL ANL II	0	66,576	66,576
	43101430	SP PROJ COORD	0	81,973	81,973
	Total Full Time Salary		831,232	1,183,503	1,183,503
	Division Total		<u>831,232</u>	<u>1,183,503</u>	<u>1,183,503</u>
	Department Total		831,232	1,183,503	1,183,503
	Total Benefited Employees		11	14	14

PL Notes:

43101005 - New Position
 43101014 - Moved to Dept 4010
 43101061 - Split with Dept 4320
 43101108 - Split with Dept 4010
 43101150 - Split with Dept 4010
 43101420 - New Position
 43101425 - New Position
 43101430 - New Position



Department of Mental Health - Mental Health Programs (4320)

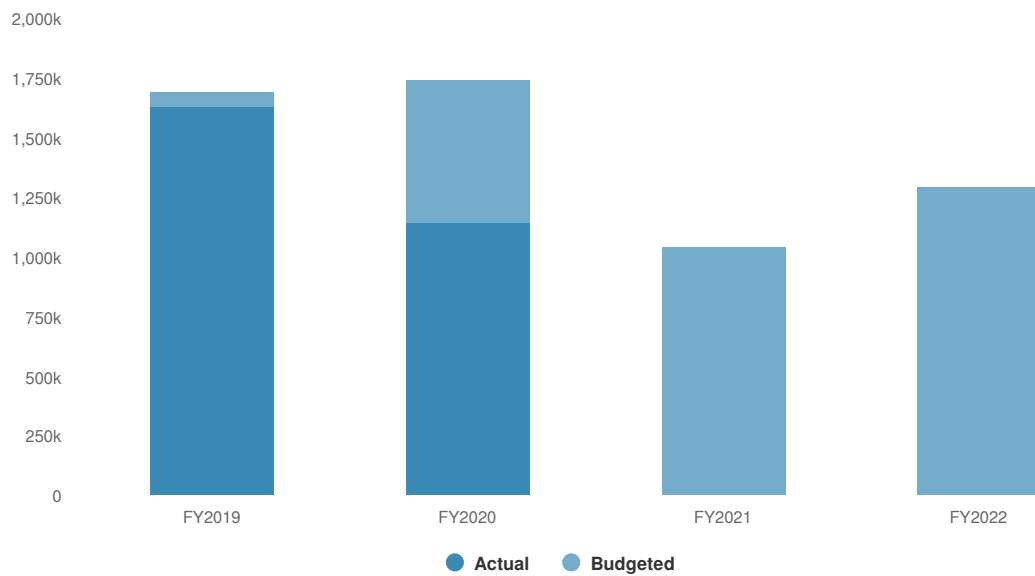
Carol Smith, MD, MPH
Commissioner

Expenditures Summary

The Expenditures Summary provides a comparison between the 2022 Adopted Budget and the 2021 Amended Budget.

\$1,294,555 **\$251,372**
(24.1% vs. prior year)

Department of Mental Health - Mental Health Programs (4320) Proposed and Historical Budget vs. Actual



Expenditures by Division and/or Account

This section provides expenditures by division and account to provide the necessary detail required as part of the Adopted Budget.

Name	Account ID	FY2020 Actual	FY2021 Adopted Budget	FY2021 Amended Budget	FY2022 Executive Budget	FY2022 Adopted Budget
Expenditures						
Health						
Mental Health Programs						
Emergency Psych Services						
Misc Contractual Expense Other	AA.4320.2298- 4600.4660	\$2,417	\$4,500	\$8,733	\$4,500	\$4,500
Total Emergency Psych Services:		\$2,417	\$4,500	\$8,733	\$4,500	\$4,500
Kingston Clinic						
Regular Pay Regular Pay	AA.4320.2299- 1300.1300	\$592,760	\$504,663	\$527,086	\$630,553	\$630,553
Overtime Pay Overtime Pay	AA.4320.2299- 1410.1410	\$353	\$0	\$0		\$0
Contractual Pays Longevity Pay	AA.4320.2299- 1420.1440	\$9,000	\$0	\$0		\$0
Contractual Pays Retro Pay	AA.4320.2299- 1420.1465			\$15,700		\$0
Professional Services Other Fees	AA.4320.2299- 4300.4505	\$0	\$0	\$0	\$50,000	\$50,000
Travel Trvl	AA.4320.2299- 4590.4590	\$0	\$30	\$30	\$30	\$30
Misc Contractual Expense Licenses & Certifications	AA.4320.2299- 4600.4620	\$0	\$20	\$20	\$20	\$20
Retirement Ret	AA.4320.2299- 8000.8000	\$110,374	\$115,236	\$115,236	\$151,913	\$143,624
Retirement Retirement - VDC	AA.4320.2299- 8000.8001	\$36	\$0	\$0		\$0
Social Security/FICA SS/FICA	AA.4320.2299- 8010.8010	\$42,106	\$38,607	\$39,372	\$48,238	\$48,238
Health Insurance Dental	AA.4320.2299- 8020.8020	\$10,038	\$8,325	\$8,325	\$13,702	\$11,705
Health Insurance Hospital & Medical	AA.4320.2299- 8020.8035	\$212,789	\$157,448	\$157,448	\$260,465	\$245,798
Health Insurance Optical	AA.4320.2299- 8020.8055	\$2,302	\$1,166	\$1,166	\$1,919	\$587
Total Kingston Clinic:		\$979,758	\$825,495	\$864,383	\$1,156,840	\$1,130,555
Assisted Out-Patient Treatment						
Regular Pay Regular Pay	AA.4320.2300- 1300.1300	\$98,650	\$75,529	\$79,553	\$82,683	\$82,683
Social Security/FICA SS/FICA	AA.4320.2300- 8010.8010	\$7,545	\$5,778	\$5,778	\$6,325	\$6,325
Total Assisted Out-Patient Treatment:		\$106,195	\$81,307	\$85,331	\$89,008	\$89,008



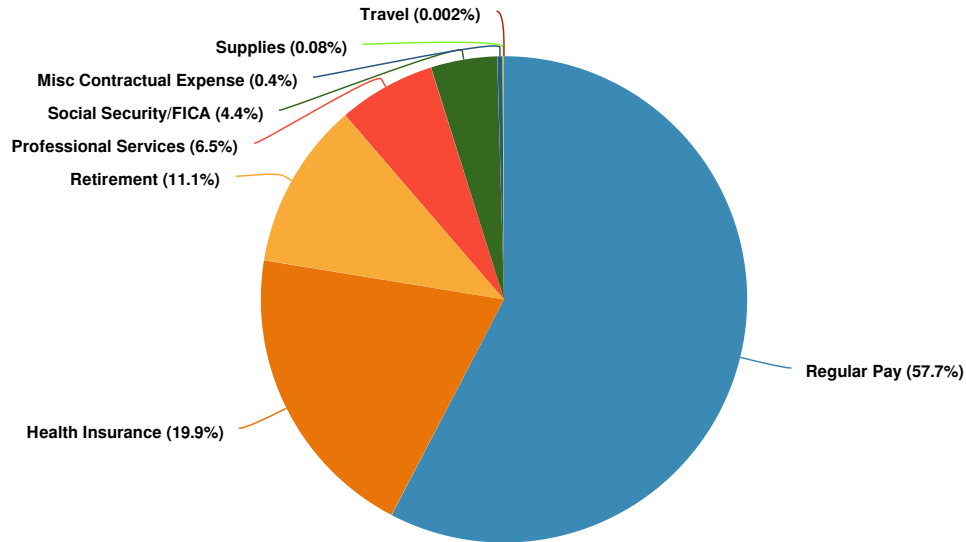
Name	Account ID	FY2020 Actual	FY2021 Adopted Budget	FY2021 Amended Budget	FY2022 Executive Budget	FY2022 Adopted Budget
Family Court Evaluations						
Regular Pay Regular Pay	AA.4320.2304-1300.1300	\$42,530	\$42,591	\$44,015	\$33,093	\$33,093
Contractual Pays Retro Pay	AA.4320.2304-1420.1465			\$2,600		\$0
Supplies Program	AA.4320.2304-4000.4040	\$839	\$1,000	\$995	\$1,000	\$1,000
Professional Services Interpretor	AA.4320.2304-4300.4405	\$0	\$500	\$500	\$500	\$500
Professional Services Laboratory Fees	AA.4320.2304-4300.4420	\$45	\$207	\$207	\$207	\$207
Professional Services Psychiatric	AA.4320.2304-4300.4470	\$8,500	\$33,000	\$33,000	\$33,000	\$33,000
Misc Contractual Expense Memberships	AA.4320.2304-4600.4625	\$155	\$155	\$160	\$160	\$160
Social Security/FICA SS/FICA	AA.4320.2304-8010.8010	\$3,875	\$3,259	\$3,259	\$2,532	\$2,532
Total Family Court Evaluations:		\$55,943	\$80,712	\$84,736	\$70,492	\$70,492
AVERT						
Regular Pay Regular Pay	AA.4320.2305-1300.1300			\$0	\$66,576	\$0
Social Security/FICA SS/FICA	AA.4320.2305-8010.8010			\$0	\$5,094	\$0
Total AVERT:				\$0	\$71,670	\$0
Total Mental Health Programs:		\$1,144,314	\$992,014	\$1,043,183	\$1,392,510	\$1,294,555
Total Health:		\$1,144,314	\$992,014	\$1,043,183	\$1,392,510	\$1,294,555
Total Expenditures:		\$1,144,314	\$992,014	\$1,043,183	\$1,392,510	\$1,294,555



Expenditures by Expense Type

This section provides a summary of expenditures by type to provide context on categorical spending.

Budgeted Expenditures by Expense Type




Name	FY2020 Actual	FY2021 Adopted Budget	FY2021 Amended Budget	FY2022 Executive Budget	FY2022 Adopted Budget
Expense Objects					
Regular Pay	\$733,940	\$622,783	\$650,654	\$812,905	\$746,329
Overtime Pay	\$353	\$0	\$0		\$0
Contractual Pays	\$9,000	\$0	\$18,300		\$0
Supplies	\$839	\$1,000	\$995	\$1,000	\$1,000
Professional Services	\$8,545	\$33,707	\$33,707	\$83,707	\$83,707
Travel	\$0	\$30	\$30	\$30	\$30
Misc Contractual Expense	\$2,572	\$4,675	\$8,913	\$4,680	\$4,680
Retirement	\$110,410	\$115,236	\$115,236	\$151,913	\$143,624
Social Security/FICA	\$53,526	\$47,644	\$48,409	\$62,189	\$57,095
Health Insurance	\$225,129	\$166,939	\$166,939	\$276,086	\$258,090
Total Expense Objects:	\$1,144,314	\$992,014	\$1,043,183	\$1,392,510	\$1,294,555



Revenues by Source

This section provides a detailed listing of revenues by source and account.

Projected 2022 Revenues by Source



Departmental Income (100%)

Name	Account ID	FY2020 Actual	FY2021 Adopted Budget	FY2021 Amended Budget	FY2022 Executive Budget	FY2022 Adopted Budget
Revenue Source						
Departmental Income						
Departmental Income Mental Health Fees	AA.4320.2299-3120.1620	\$52	\$0	\$0		\$0
Departmental Income Mental Health Fees	AA.4320.2304-3120.1620	\$3,090	\$9,000	\$9,000	\$7,000	\$7,000
Departmental Income Other Health Dep. Income	AA.4320.2306-3120.1689			\$0	\$368,451	\$368,451
Total Departmental Income:		\$3,142	\$9,000	\$9,000	\$375,451	\$375,451
State Aid						
State Aid Mental Health	AA.4320.2299-3300.3490	\$23,571	\$0	\$0		\$0
Total State Aid:		\$23,571	\$0	\$0		\$0
Total Revenue Source:		\$26,713	\$9,000	\$9,000	\$375,451	\$375,451

Department Position Summary - Mental Health Programs (4320) - Page 1

A4320		Mental Health Programs			
Division	Position #	Title	2021 Adopted	2022 Executive Recommended	2022 Adopted
2299	43201008	MHS CL SUP	79,493	87,051	87,051
	43201013	MH SPEC	70,330	77,932	77,932
	43201094	MH SPEC	70,065	76,786	76,786
	43201303	MH SPEC	71,216	77,932	77,932
	43201334	MH SPEC	69,316	76,040	76,040
	43201350	MH SPEC	70,065	76,786	76,786
	43201400	MHS SYS SPEC	0	76,950	76,950
	43201909	STF PSYCH	<u>74,178</u>	<u>81,076</u>	<u>81,076</u>
	Total Full Time Salary		504,663	630,553	630,553
	Division Total		<u>504,663</u>	<u>630,553</u>	<u>630,553</u>
2300	43201003	CL RSK MGR	<u>75,529</u>	<u>82,683</u>	<u>82,683</u>
	Total Full Time Salary		75,529	82,683	82,683
	Division Total		<u>75,529</u>	<u>82,683</u>	<u>82,683</u>
2304	43201061	PSYCH III	<u>60,510</u>	<u>33,093</u>	<u>33,093</u>
	Total Full Time Salary		60,510	33,093	33,093
	Division Total		<u>60,510</u>	<u>33,093</u>	<u>33,093</u>



Department Position Summary - Mental Health Programs (4320) - Page 2

A4320		Mental Health Programs			
Division	Position #	Title	2021 Adopted	2022 Executive Recommended	2022 Adopted
2305	43201450	MH SPEC	<u>0</u>	<u>66,576</u>	<u>0</u>
		Total Full Time Salary	0	66,576	0
		Division Total	<u>0</u>	<u>66,576</u>	<u>0</u>
2306	43202011	PRG MGR	0	86,887	86,887
	43202012	DATA SRV COORD	0	40,887	40,887
	43202013	CE & TA SPEC	<u>0</u>	<u>78,478</u>	<u>78,478</u>
		Total Full Time Salary	0	206,252	206,252
		Division Total	<u>0</u>	<u>206,252</u>	<u>206,252</u>
		Department Total	640,702	1,019,157	952,581
		Total Benefited Employees	9	14	13

PL Notes:

43201061 - Split with Dept 4310
 43201400 - New Position
 43201450 - New Position
 43202011 - Moved from Dept 4010
 43202012 - Split with Dept 4010
 43202013 - Moved from Dept 4010



Department of Mental Health - Contracted Mental Health Services (4322)

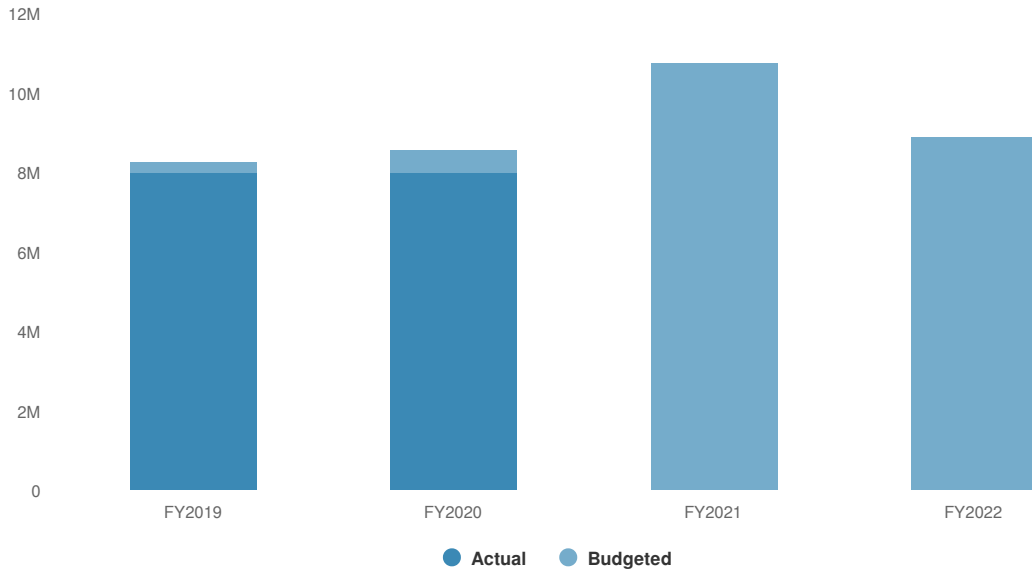
Carol Smith, MD, MPH
Commissioner

Expenditures Summary

The Expenditures Summary provides a comparison between the 2022 Adopted Budget and the 2021 Amended Budget.

\$8,914,140 **-\$1,846,100**
(-17.16% vs. prior year)

Department of Mental Health - Contracted Mental Health Services (4322) Proposed and Historical Budget vs. Actual



Expenditures by Division and/or Account

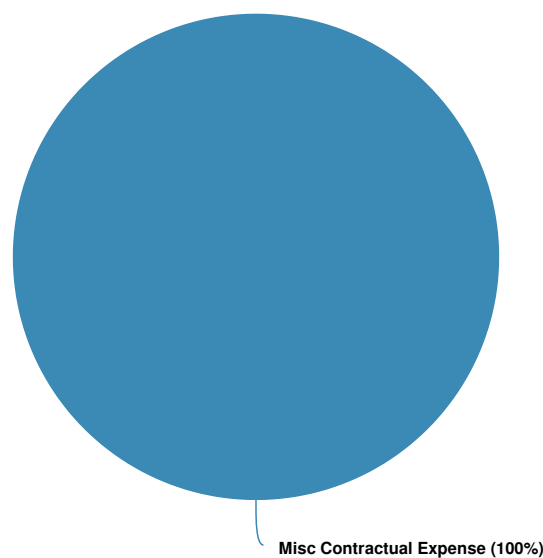
This section provides expenditures by division and account to provide the necessary detail required as part of the Adopted Budget.

Name	Account ID	FY2020 Actual	FY2021 Adopted Budget	FY2021 Amended Budget	FY2022 Executive Budget	FY2022 Adopted Budget
Expenditures						
Health						
Contracted OMH & OMRDD Services						
Misc Contractual Expense Other	AA.4322.2320-4600.4660	\$7,995,324	\$9,439,071	\$10,760,240	\$8,914,140	\$8,914,140
Total Contracted OMH & OMRDD Services:		\$7,995,324	\$9,439,071	\$10,760,240	\$8,914,140	\$8,914,140
Total Health:		\$7,995,324	\$9,439,071	\$10,760,240	\$8,914,140	\$8,914,140
Total Expenditures:		\$7,995,324	\$9,439,071	\$10,760,240	\$8,914,140	\$8,914,140

Expenditures by Expense Type

This section provides a summary of expenditures by type to provide context on categorical spending.

Budgeted Expenditures by Expense Type

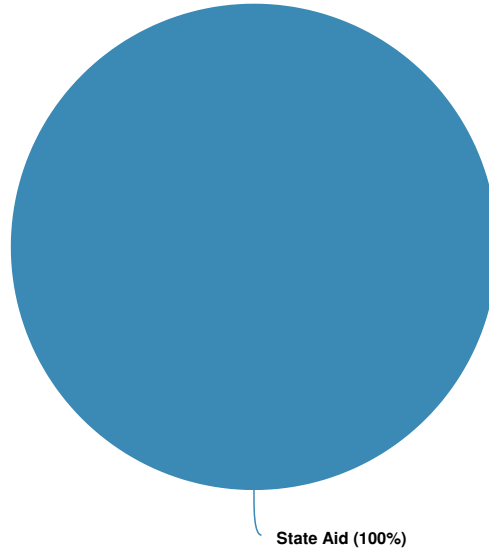


Name	FY2020 Actual	FY2021 Adopted Budget	FY2021 Amended Budget	FY2022 Executive Budget	FY2022 Adopted Budget
Expense Objects					
Misc Contractual Expense	\$7,995,324	\$9,439,071	\$10,760,240	\$8,914,140	\$8,914,140
Total Expense Objects:	\$7,995,324	\$9,439,071	\$10,760,240	\$8,914,140	\$8,914,140

Revenues by Source

This section provides a detailed listing of revenues by source and account.

Projected 2022 Revenues by Source



Name	Account ID	FY2020 Actual	FY2021 Adopted Budget	FY2021 Amended Budget	FY2022 Executive Budget	FY2022 Adopted Budget
Revenue Source						
State Aid						
State Aid Compassionate Care Act	AA.4322.2320-3300.3405	\$10,503	\$0	\$0		\$0
State Aid Other Health	AA.4322.2320-3300.3489	\$808,939	\$921,350	\$921,350	\$0	\$0
State Aid Mental Health	AA.4322.2320-3300.3490	\$5,668,525	\$6,277,197	\$6,648,443	\$6,433,595	\$6,433,595
Total State Aid:		\$6,487,968	\$7,198,547	\$7,569,793	\$6,433,595	\$6,433,595
Total Revenue Source:		\$6,487,968	\$7,198,547	\$7,569,793	\$6,433,595	\$6,433,595

Department of Mental Health - Narcotics Addiction Control Services (4230)

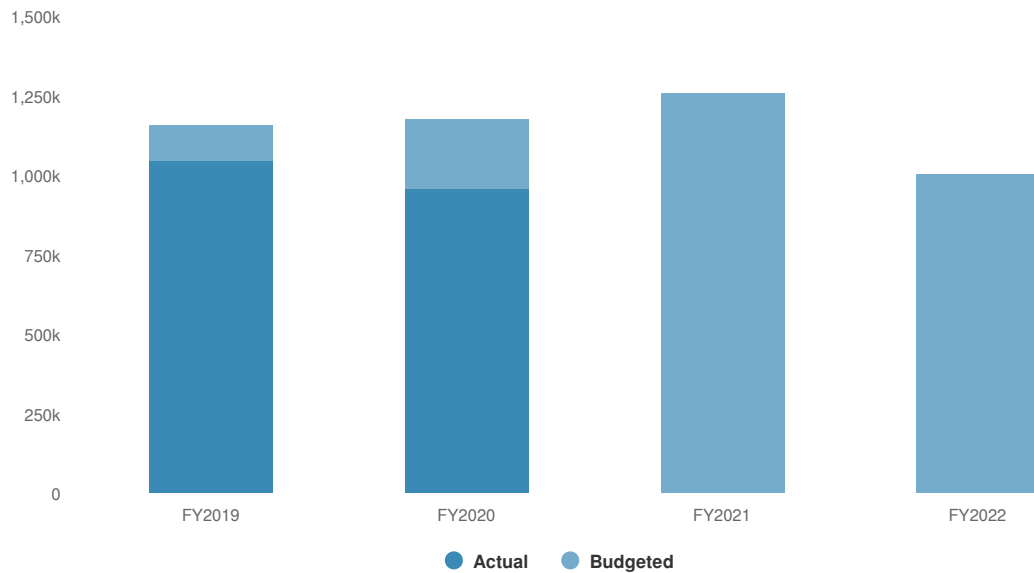
Carol Smith, MD, MPH
Commissioner

Expenditures Summary

The Expenditures Summary provides a comparison between the 2022 Adopted Budget and the 2021 Amended Budget.

\$1,005,857 **-\$253,480**
(-20.13% vs. prior year)

Department of Mental Health - Narcotics Addiction Control Services (4230) Proposed and Historical Budget vs. Actual



Expenditures by Division and/or Account

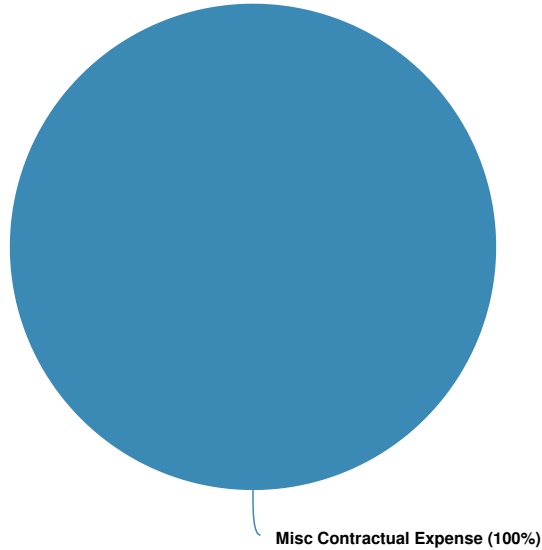
This section provides expenditures by division and account to provide the necessary detail required as part of the Adopted Budget.

Name	Account ID	FY2020 Actual	FY2021 Adopted Budget	FY2021 Amended Budget	FY2022 Executive Budget	FY2022 Adopted Budget
Expenditures						
Health						
Contracted OASAS Services						
Misc Contractual Expense Other	AA.4230.2270-4600.4660	\$956,203	\$1,046,156	\$1,259,337	\$1,005,857	\$1,005,857
Total Contracted OASAS Services:		\$956,203	\$1,046,156	\$1,259,337	\$1,005,857	\$1,005,857
Total Health:		\$956,203	\$1,046,156	\$1,259,337	\$1,005,857	\$1,005,857
Total Expenditures:		\$956,203	\$1,046,156	\$1,259,337	\$1,005,857	\$1,005,857

Expenditures by Expense Type

This section provides a summary of expenditures by type to provide context on categorical spending.

Budgeted Expenditures by Expense Type

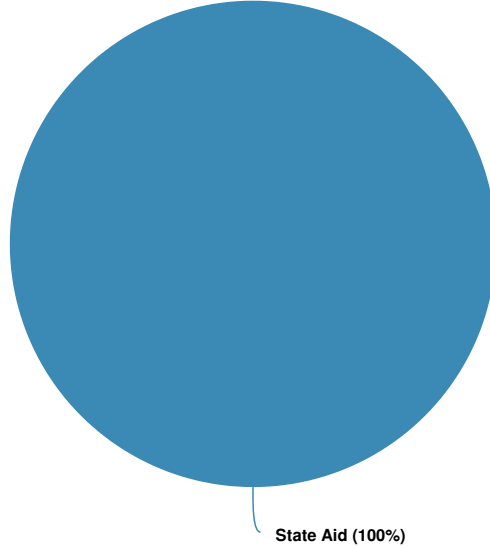


Name	FY2020 Actual	FY2021 Adopted Budget	FY2021 Amended Budget	FY2022 Executive Budget	FY2022 Adopted Budget
Expense Objects	\$956,203	\$1,046,156	\$1,259,337	\$1,005,857	\$1,005,857
Total Expense Objects:	\$956,203	\$1,046,156	\$1,259,337	\$1,005,857	\$1,005,857

Revenues by Source

This section provides a detailed listing of revenues by source and account.

Projected 2022 Revenues by Source



Name	Account ID	FY2020 Actual	FY2021 Adopted Budget	FY2021 Amended Budget	FY2022 Executive Budget	FY2022 Adopted Budget
Revenue Source						
State Aid						
State Aid Narcotic Addiction Control	AA.4230.2270-3300.3486	\$748,499	\$936,516	\$943,173	\$896,217	\$896,217
Total State Aid:		\$748,499	\$936,516	\$943,173	\$896,217	\$896,217
Total Revenue Source:		\$748,499	\$936,516	\$943,173	\$896,217	\$896,217

Department of Mental Health - Psychiatric Expenses (4390)

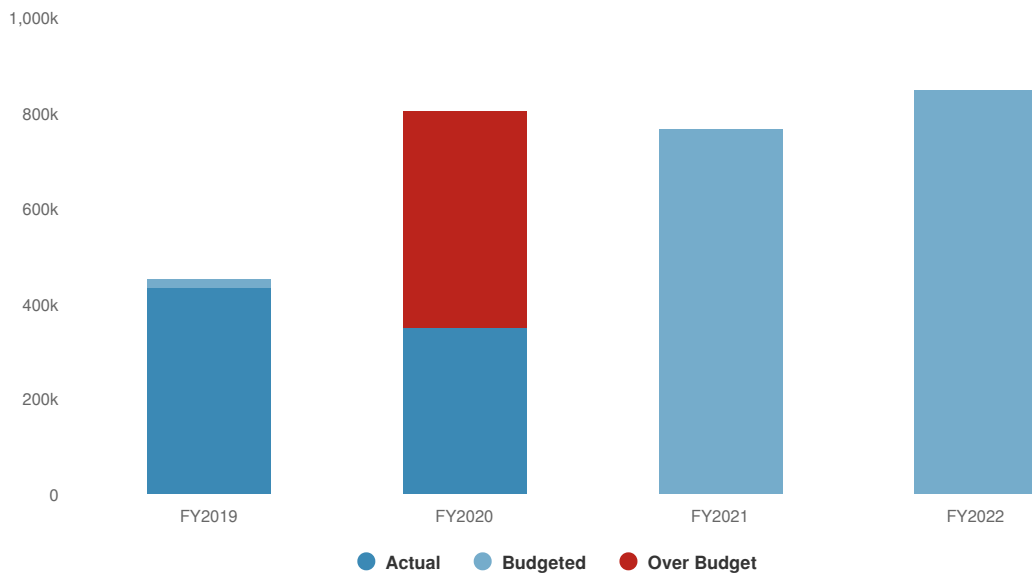
Carol Smith, MD, MPH
Commissioner

Expenditures Summary

The Expenditures Summary provides a comparison between the 2022 Adopted Budget and the 2021 Amended Budget.

\$850,000 **\$83,903**
(10.95% vs. prior year)

Department of Mental Health - Psychiatric Expenses (4390) Proposed and Historical Budget vs. Actual



Expenditures by Division and/or Account

This section provides expenditures by division and account to provide the necessary detail required as part of the Adopted Budget.

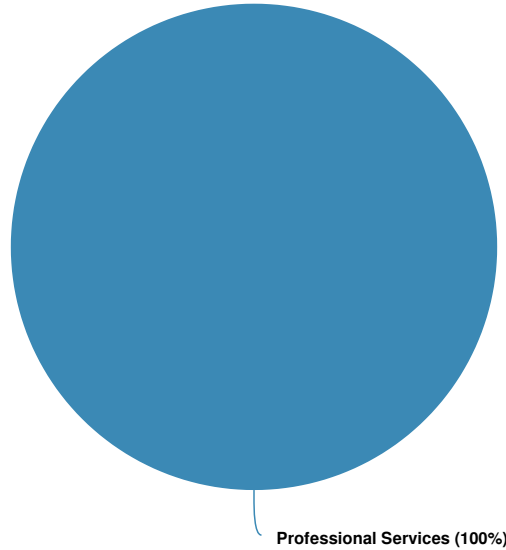
Name	Account ID	FY2020 Actual	FY2021 Adopted Budget	FY2021 Amended Budget	FY2022 Executive Budget	FY2022 Adopted Budget
Expenditures						
Health						
Criminal Court Order						
Professional Services Medical/Health	AA.4390.2355-4300.4440	\$5,062	\$0	\$0		\$0
Professional Services Psychiatric	AA.4390.2355-4300.4470	\$800,263	\$850,000	\$766,097	\$850,000	\$850,000
Total Criminal Court Order:		\$805,325	\$850,000	\$766,097	\$850,000	\$850,000
Total Health:		\$805,325	\$850,000	\$766,097	\$850,000	\$850,000
Total Expenditures:		\$805,325	\$850,000	\$766,097	\$850,000	\$850,000



Expenditures by Expense Type

This section provides a summary of expenditures by type to provide context on categorical spending.

Budgeted Expenditures by Expense Type



Name	FY2020 Actual	FY2021 Adopted Budget	FY2021 Amended Budget	FY2022 Executive Budget	FY2022 Adopted Budget
Expense Objects					
Professional Services	\$805,325	\$850,000	\$766,097	\$850,000	\$850,000
Total Expense Objects:	\$805,325	\$850,000	\$766,097	\$850,000	\$850,000

Revenues by Source

This section provides a detailed listing of revenues by source and account.

Projected 2022 Revenues by Source

Name	Account ID	FY2020 Actual	FY2021 Adopted Budget	FY2021 Amended Budget	FY2022 Adopted Budget
Revenue Source					
Miscellaneous Local Sources					
Miscellaneous Local Sources Refund of Prior Years Expenses	AA.4390.2355-3280.2701	\$29,233	\$0	\$0	\$0
Total Miscellaneous Local Sources:		\$29,233	\$0	\$0	\$0
Total Revenue Source:		\$29,233	\$0	\$0	\$0

Personnel (1430)

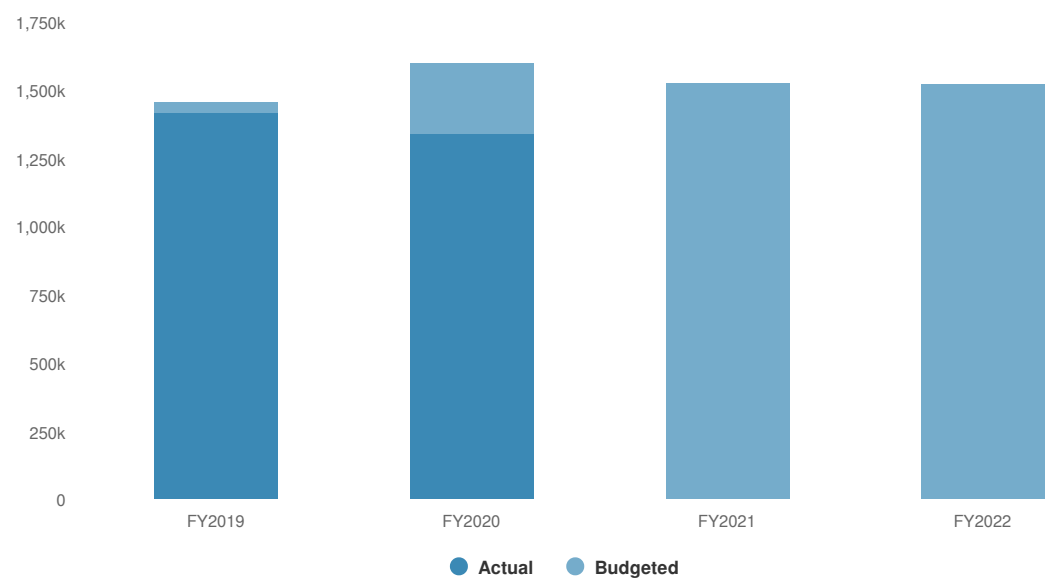
Dawn Spader
Director of Personnel

Expenditures Summary

The Expenditures Summary provides a comparison between the 2022 Adopted Budget and the 2021 Amended Budget.

\$1,522,032 **-\$10,356**
(-0.68% vs. prior year)

Personnel (1430) Proposed and Historical Budget vs. Actual



Expenditures by Division and/or Account

This section provides expenditures by division and account to provide the necessary detail required as part of the Adopted Budget.

Name	Account ID	FY2020 Actual	FY2021 Adopted Budget	FY2021 Amended Budget	FY2022 Executive Budget	FY2022 Adopted Budget
Expenditures						
General Government						
Personnel						
Personnel						
Regular Pay Regular Pay	AA.1430.1156-1300.1300	\$732,445	\$802,743	\$800,120	\$857,171	\$857,171
Part Time Pay Part Time Pay	AA.1430.1156-1400.1400	\$22,777	\$17,500	\$47,700	\$35,000	\$35,000
Overtime Pay Overtime Pay	AA.1430.1156-1410.1410	\$409	\$2,000	\$2,700	\$2,000	\$2,000
Contractual Pays Longevity Pay	AA.1430.1156-1420.1440	\$17,000	\$18,000	\$18,000	\$10,250	\$10,250
Contractual Pays Retro Pay	AA.1430.1156-1420.1465	\$0	\$0	\$3,000		\$0
Supplies Office	AA.1430.1156-4000.4025	\$3,485	\$3,500	\$3,500	\$3,500	\$3,500
Supplies Other General	AA.1430.1156-4000.4030	\$0	\$1,500	\$800	\$1,500	\$1,500
Professional Services Advertising	AA.1430.1156-4300.4325	\$4,402	\$2,000	\$2,000	\$3,000	\$3,000
Professional Services Court Transcript	AA.1430.1156-4300.4340	\$1,660	\$1,100	\$1,100	\$3,300	\$3,300
Professional Services Education/Training	AA.1430.1156-4300.4345	\$0	\$9,000	\$7,800	\$9,000	\$9,000
Professional Services Hearing Officer	AA.1430.1156-4300.4385	\$6,323	\$10,800	\$30,800	\$18,000	\$18,000
Professional Services Labor Relations	AA.1430.1156-4300.4415	\$55,252	\$70,400	\$91,400	\$90,400	\$90,400
Professional Services Medical/Health	AA.1430.1156-4300.4440	\$9,611	\$8,000	\$18,000	\$8,000	\$8,000
Professional Services Personal Services Agencies/Temp	AA.1430.1156-4300.4455	\$51,841	\$0	\$0		\$0
Professional Services Other Fees	AA.1430.1156-4300.4505	\$14,881	\$22,292	\$23,792	\$27,397	\$27,397
Conference Expenses Con Exp	AA.1430.1156-4580.4580	\$45	\$0	\$1,200		\$0
Travel Trvl	AA.1430.1156-4590.4590	\$0	\$100	\$300	\$100	\$100
Misc Contractual Expense Exam Fees	AA.1430.1156-4600.4605	\$3,210	\$18,000	\$18,000	\$18,000	\$18,000
Misc Contractual Expense Licenses & Certifications	AA.1430.1156-4600.4620	\$0	\$100	\$100	\$150	\$150
Misc Contractual Expense Memberships	AA.1430.1156-4600.4625	\$319	\$310	\$310	\$310	\$310
Misc Contractual Expense Printing Service	AA.1430.1156-4600.4650	\$625	\$5,000	\$6,113	\$5,000	\$5,000

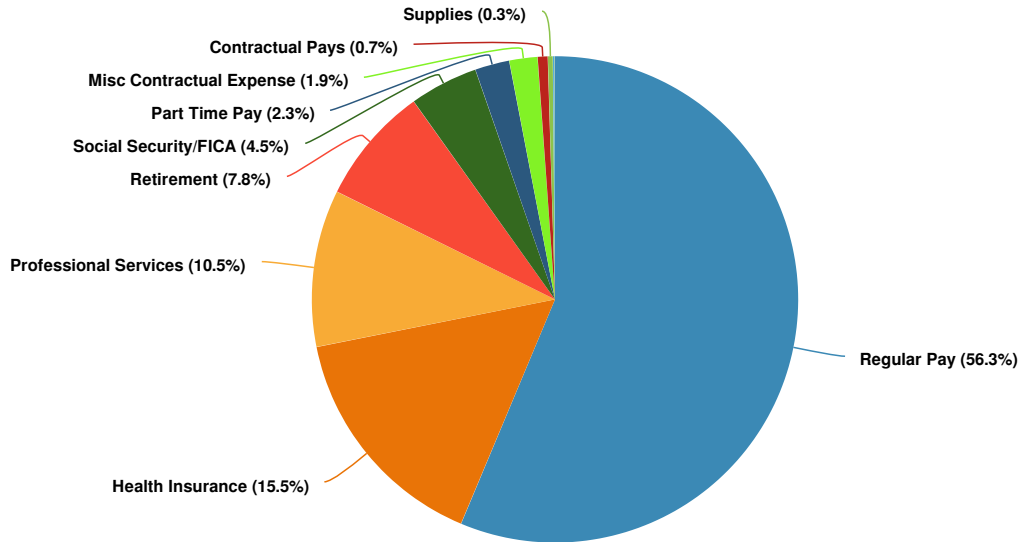


Name	Account ID	FY2020 Actual	FY2021 Adopted Budget	FY2021 Amended Budget	FY2022 Executive Budget	FY2022 Adopted Budget
Misc Contractual Expense Recognition & Awards	AA.1430.1156- 4600.4655	\$3,187	\$5,000	\$5,000	\$5,000	\$5,000
Retirement Ret	AA.1430.1156- 8000.8000	\$114,731	\$144,382	\$144,382	\$119,121	\$119,121
Social Security/FICA SS/FICA	AA.1430.1156- 8010.8010	\$57,217	\$64,279	\$65,139	\$69,189	\$69,189
Health Insurance Dental	AA.1430.1156- 8020.8020	\$10,038	\$12,024	\$12,024	\$11,744	\$11,744
Health Insurance Hospital & Medical	AA.1430.1156- 8020.8035	\$232,451	\$227,424	\$227,424	\$223,255	\$223,255
Health Insurance Optical	AA.1430.1156- 8020.8055	\$2,302	\$1,684	\$1,684	\$1,645	\$1,645
Total Personnel:		\$1,344,212	\$1,447,138	\$1,532,388	\$1,522,032	\$1,522,032
Total Personnel:		\$1,344,212	\$1,447,138	\$1,532,388	\$1,522,032	\$1,522,032
Total General Government:		\$1,344,212	\$1,447,138	\$1,532,388	\$1,522,032	\$1,522,032
Total Expenditures:		\$1,344,212	\$1,447,138	\$1,532,388	\$1,522,032	\$1,522,032

Expenditures by Expense Type

This section provides a summary of expenditures by type to provide context on categorical spending.

Budgeted Expenditures by Expense Type



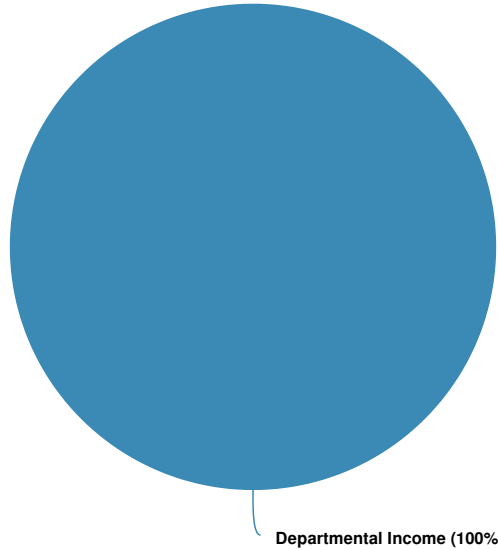
Name	FY2020 Actual	FY2021 Adopted Budget	FY2021 Amended Budget	FY2022 Executive Budget	FY2022 Adopted Budget
Expense Objects					
Regular Pay	\$732,445	\$802,743	\$800,120	\$857,171	\$857,171
Part Time Pay	\$22,777	\$17,500	\$47,700	\$35,000	\$35,000
Overtime Pay	\$409	\$2,000	\$2,700	\$2,000	\$2,000
Contractual Pays	\$17,000	\$18,000	\$21,000	\$10,250	\$10,250
Supplies	\$3,485	\$5,000	\$4,300	\$5,000	\$5,000
Professional Services	\$143,971	\$123,592	\$174,892	\$159,097	\$159,097
Conference Expenses	\$45	\$0	\$1,200		\$0
Travel	\$0	\$100	\$300	\$100	\$100
Misc Contractual Expense	\$7,341	\$28,410	\$29,523	\$28,460	\$28,460
Retirement	\$114,731	\$144,382	\$144,382	\$119,121	\$119,121
Social Security/FICA	\$57,217	\$64,279	\$65,139	\$69,189	\$69,189
Health Insurance	\$244,791	\$241,132	\$241,132	\$236,644	\$236,644
Total Expense Objects:	\$1,344,212	\$1,447,138	\$1,532,388	\$1,522,032	\$1,522,032



Revenues by Source

This section provides a detailed listing of revenues by source and account.

Projected 2022 Revenues by Source



Name	Account ID	FY2020 Actual	FY2021 Adopted Budget	FY2021 Amended Budget	FY2022 Executive Budget	FY2022 Adopted Budget
Revenue Source						
Departmental Income						
Departmental Income Personnel Fees	AA.1430.1156-3120.1260	\$14,912	\$14,000	\$14,000	\$14,000	\$14,000
Departmental Income Other General Dep. Income	AA.1430.1156-3120.1289	\$15	\$0	\$0		\$0
Total Departmental Income:		\$14,927	\$14,000	\$14,000	\$14,000	\$14,000
Total Revenue Source:		\$14,927	\$14,000	\$14,000	\$14,000	\$14,000

Department Position Summary - Personnel (1430)

A1430		Personnel			
Division	Position #	Title	2021 Adopted	2022 Executive Recommended	2022 Adopted
1156					
	14301001	PERS DIR	100,558	103,176	103,176
	14301100	PERS ANALYS	54,901	0	0
	14301100	SR PERS ANALYS	0	70,899	70,899
	14301103	PERS AST	39,646	38,652	38,652
	14301110	PERS DV CD	48,616	52,543	52,543
	14301302	PERS AST	5,625	0	0
	14301311	PERS AST	44,889	49,377	49,377
	14301400	CH PER ANL	86,180	0	0
	14301400	ADM CS & PS	0	98,644	98,644
	14301407	PER TEC SP	50,133	54,982	54,982
	14301409	DIR EMP RE	82,708	84,867	84,867
	14301410	PR PER ANL	78,981	84,539	84,539
	14301412	PR PER ANL	78,981	84,539	84,539
	14301413	CON SEC PO	57,952	59,459	59,459
	14301415	CH DIV OFF	<u>73,573</u>	<u>75,494</u>	<u>75,494</u>
	Total Full Time Salary		802,743	857,171	857,171
	Other Part Time Pay		<u>17,500</u>	<u>35,000</u>	<u>35,000</u>
	Division Total		<u>820,243</u>	<u>892,171</u>	<u>892,171</u>
	Department Total		820,243	892,171	892,171
	Total Benefited Employees		13	12	12

PL Notes:

14301100 - Title Change

14301400 - Title Change



Personnel - Hospital and Medical Insurance (9060)

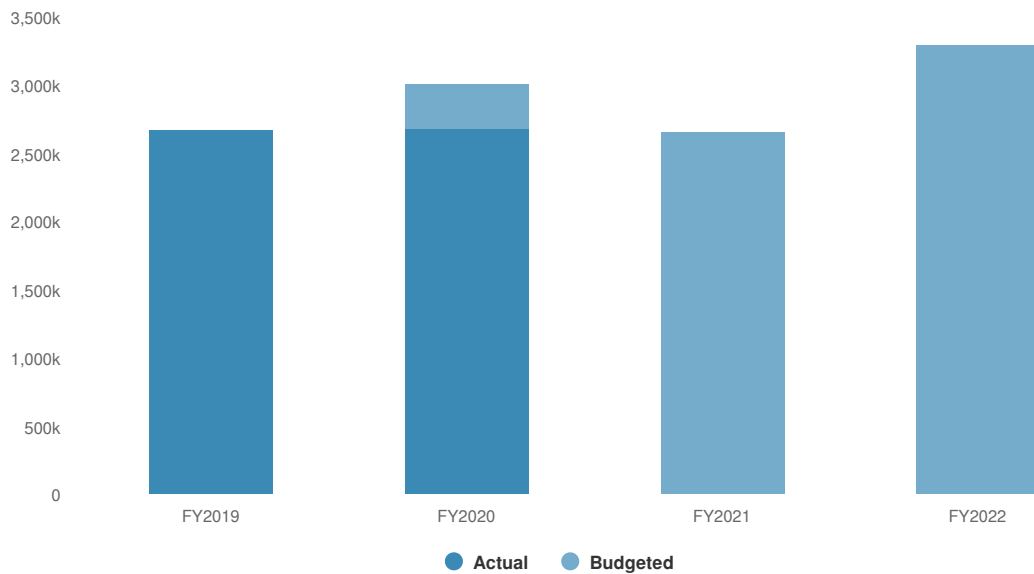
Dawn Spader
Director of Personnel

Expenditures Summary

The Expenditures Summary provides a comparison between the 2022 Adopted Budget and the 2021 Amended Budget.

\$3,303,162 **\$640,252**
(24.04% vs. prior year)

Personnel - Hospital and Medical Insurance (9060) Proposed and Historical Budget vs. Actual



Expenditures by Division and/or Account

This section provides expenditures by division and account to provide the necessary detail required as part of the Adopted Budget.

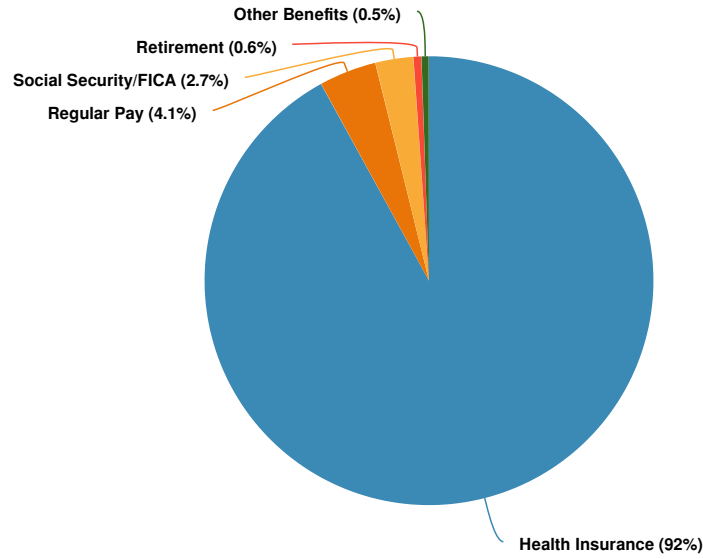
Name	Account ID	FY2020 Actual	FY2021 Adopted Budget	FY2021 Amended Budget	FY2022 Executive Budget	FY2022 Adopted Budget
Expenditures						
Employee Benefits						
Hospital & Medical, Emp Ben						
Hospital and Medical						
Regular Pay Regular Pay	AA.9060.4000-1300.1300	\$126,170	\$126,264	\$130,718	\$136,755	\$136,755
Contractual Pays Retro Pay	AA.9060.4000-1420.1465	\$0	\$0	\$1,200		\$0
Retirement Ret	AA.9060.4000-8000.8000	\$18,735	\$22,710	\$22,710	\$19,005	\$19,005
Social Security/FICA SS/FICA	AA.9060.4000-8010.8010	\$9,258	\$9,660	\$9,860	\$10,462	\$10,462
Health Insurance Dental	AA.9060.4000-8020.8020	\$1,544	\$1,850	\$1,850	\$1,957	\$1,957
Health Insurance Hospital & Medical	AA.9060.4000-8020.8035	\$40,466	\$34,988	\$34,988	\$37,209	\$37,209
Health Insurance Optical	AA.9060.4000-8020.8055	\$354	\$259	\$259	\$274	\$274
Other Benefits EAP	AA.9060.4000-8150.8155	\$16,929	\$17,500	\$17,500	\$17,500	\$17,500
Total Hospital and Medical:		\$213,455	\$213,231	\$219,085	\$223,162	\$223,162
Retirees						
Social Security/FICA SS/FICA	AA.9060.4001-8010.8010	\$72,799	\$80,325	\$80,325	\$80,000	\$80,000
Health Insurance Health Insurance Buyback	AA.9060.4001-8020.8030	\$1,084,738	\$1,400,000	\$1,061,500	\$1,400,000	\$1,400,000
Health Insurance Medicare Supplement Insurance	AA.9060.4001-8020.8050	\$1,317,982	\$1,400,000	\$1,302,000	\$1,600,000	\$1,600,000
Total Retirees:		\$2,475,518	\$2,880,325	\$2,443,825	\$3,080,000	\$3,080,000
Total Hospital & Medical, Emp Ben:		\$2,688,973	\$3,093,556	\$2,662,910	\$3,303,162	\$3,303,162
Total Employee Benefits:		\$2,688,973	\$3,093,556	\$2,662,910	\$3,303,162	\$3,303,162
Total Expenditures:		\$2,688,973	\$3,093,556	\$2,662,910	\$3,303,162	\$3,303,162



Expenditures by Expense Type

This section provides a summary of expenditures by type to provide context on categorical spending.

Budgeted Expenditures by Expense Type




Name	FY2020 Actual	FY2021 Adopted Budget	FY2021 Amended Budget	FY2022 Executive Budget	FY2022 Adopted Budget
Expense Objects					
Regular Pay	\$126,170	\$126,264	\$130,718	\$136,755	\$136,755
Contractual Pays	\$0	\$0	\$1,200		\$0
Retirement	\$18,735	\$22,710	\$22,710	\$19,005	\$19,005
Social Security/FICA	\$82,056	\$89,985	\$90,185	\$90,462	\$90,462
Health Insurance	\$2,445,083	\$2,837,097	\$2,400,597	\$3,039,440	\$3,039,440
Other Benefits	\$16,929	\$17,500	\$17,500	\$17,500	\$17,500
Total Expense Objects:	\$2,688,973	\$3,093,556	\$2,662,910	\$3,303,162	\$3,303,162

Revenues by Source

This section provides a detailed listing of revenues by source and account.

Projected 2022 Revenues by Source



Sale of Property & Compensation
for Loss (100%)

Name	Account ID	FY2020 Actual	FY2021 Adopted Budget	FY2021 Amended Budget	FY2022 Executive Budget	FY2022 Adopted Budget
Revenue Source						
Sale of Property & Compensation for Loss						
Sale of Property & Compensation for Loss Insurance Recoveries	AA.9060.4000- 3270.2680	\$2,566,313	\$1,200,000	\$1,200,000	\$1,200,000	\$1,200,000
Total Sale of Property & Compensation for Loss:		\$2,566,313	\$1,200,000	\$1,200,000	\$1,200,000	\$1,200,000
Miscellaneous Local Sources						
Miscellaneous Local Sources Unclassified Revenues	AA.9060.4001- 3280.2770	\$144	\$0	\$0		\$0
Total Miscellaneous Local Sources:		\$144	\$0	\$0		\$0
Total Revenue Source:		\$2,566,457	\$1,200,000	\$1,200,000	\$1,200,000	\$1,200,000

Department Positions Summary - Personnel - Hospital and Medical Insurance (9060)

A9060		Hospital & Medical Insurance			
Division	Position #	Title	2021 Adopted	2022 Executive Recommended	2022 Adopted
4000					
	90601003	EMP BEN AD	72,294	77,678	77,678
	90601104	EMP BEN SP	<u>53,970</u>	<u>59,077</u>	<u>59,077</u>
		Total Full Time Salary	126,264	136,755	136,755
		Division Total	<u>126,264</u>	<u>136,755</u>	<u>136,755</u>
		Department Total	126,264	136,755	136,755
		Total Benefited Employees	2	2	2



Personnel - Other Employee Benefits (9089)

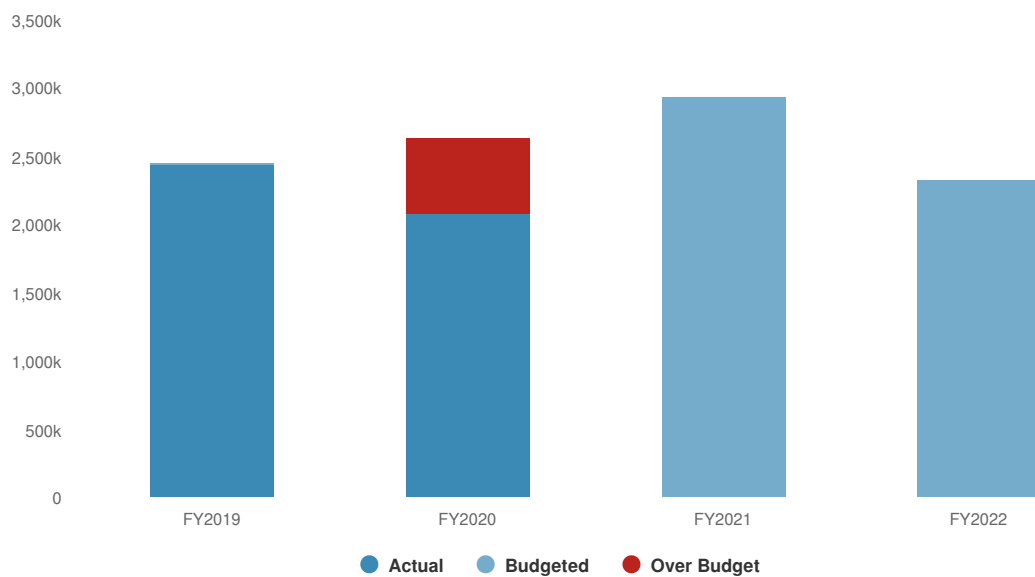
Dawn Spader
Personnel Officer

Expenditures Summary

The Expenditures Summary provides a comparison between the 2022 Adopted Budget and the 2021 Amended Budget.

\$2,338,158 **-\$597,817**
(-20.36% vs. prior year)

Personnel - Other Employee Benefits (9089) Proposed and Historical Budget vs. Actual



Expenditures by Division and/or Account

This section provides expenditures by division and account to provide the necessary detail required as part of the Adopted Budget.

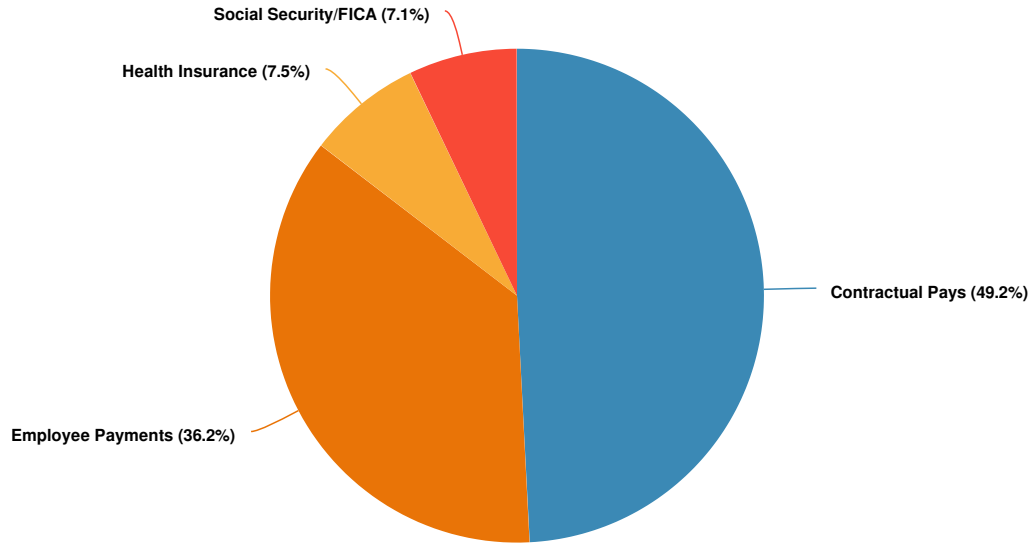
Name	Account ID	FY2020 Actual	FY2021 Adopted Budget	FY2021 Amended Budget	FY2022 Executive Budget	FY2022 Adopted Budget
Expenditures						
Employee Benefits						
Other Employee Benefits						
Contractual Pays Separation Pay	AA.9089.4100-1420.1500	\$1,481,359	\$1,400,000	\$1,741,500	\$1,150,000	\$1,150,000
Social Security/FICA SS/FICA	AA.9089.4100-8010.8010	\$189,462	\$164,475	\$199,475	\$166,158	\$166,158
Health Insurance Health Insurance Buyback	AA.9089.4100-8020.8030	\$160,584	\$175,000	\$175,000	\$175,000	\$175,000
Employee Payments Sick Time Buyback	AA.9089.4100-8060.8065	\$479,979	\$500,000	\$500,000	\$500,000	\$500,000
Employee Payments Tuition	AA.9089.4100-8060.8070	\$34,937	\$70,000	\$70,000	\$70,000	\$70,000
Employee Payments Vacation Buy Back	AA.9089.4100-8060.8080	\$296,711	\$250,000	\$250,000	\$250,000	\$250,000
Employee Payments Parking Allowance	AA.9089.4100-8060.8076			\$0	\$27,000	\$27,000
Total Other Employee Benefits:		\$2,643,033	\$2,559,475	\$2,935,975	\$2,338,158	\$2,338,158
Total Employee Benefits:		\$2,643,033	\$2,559,475	\$2,935,975	\$2,338,158	\$2,338,158
Total Expenditures:		\$2,643,033	\$2,559,475	\$2,935,975	\$2,338,158	\$2,338,158



Expenditures by Expense Type

This section provides a summary of expenditures by type to provide context on categorical spending.

Budgeted Expenditures by Expense Type



Name	FY2020 Actual	FY2021 Adopted Budget	FY2021 Amended Budget	FY2022 Executive Budget	FY2022 Adopted Budget
Expense Objects					
Contractual Pays	\$1,481,359	\$1,400,000	\$1,741,500	\$1,150,000	\$1,150,000
Social Security/FICA	\$189,462	\$164,475	\$199,475	\$166,158	\$166,158
Health Insurance	\$160,584	\$175,000	\$175,000	\$175,000	\$175,000
Employee Payments	\$811,627	\$820,000	\$820,000	\$847,000	\$847,000
Total Expense Objects:	\$2,643,033	\$2,559,475	\$2,935,975	\$2,338,158	\$2,338,158

Personnel - Unemployment Insurance (9050)

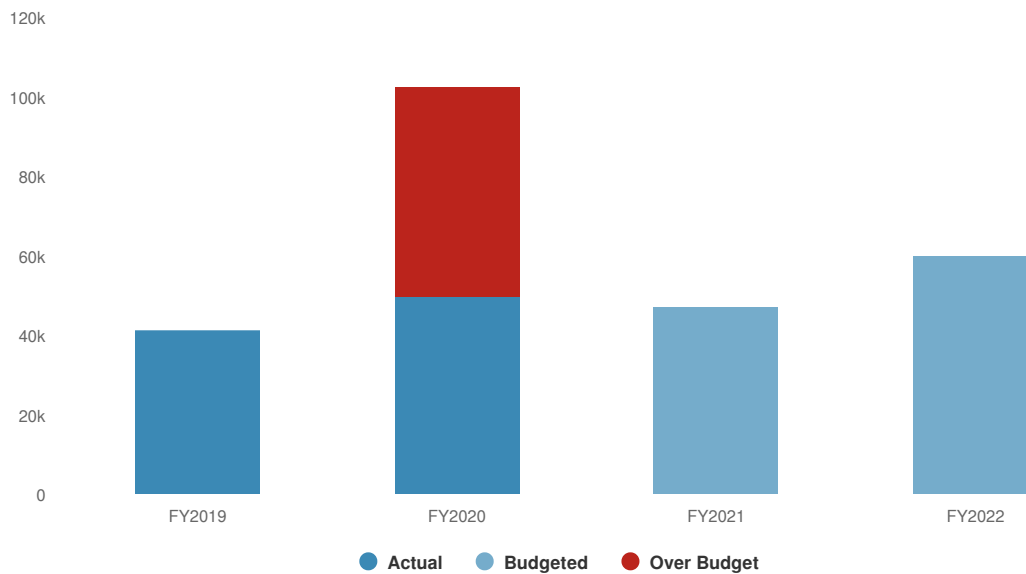
Dawn Spader
Director of Personnel

Expenditures Summary

The Expenditures Summary provides a comparison between the 2022 Adopted Budget and the 2021 Amended Budget.

\$60,000 **\$12,700**
(26.85% vs. prior year)

Personnel - Unemployment Insurance (9050) Proposed and Historical Budget vs. Actual



Expenditures by Division and/or Account

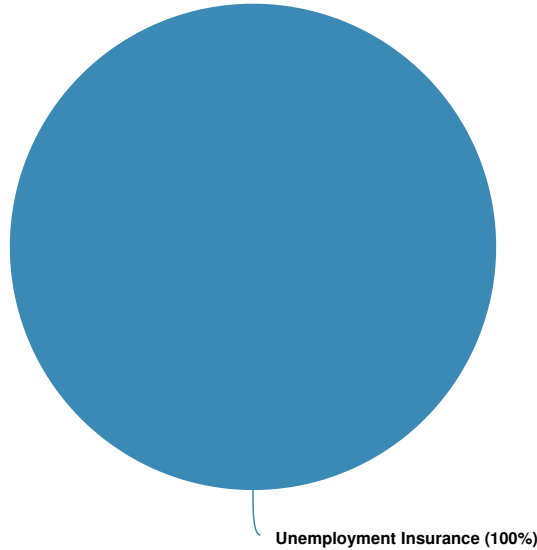
This section provides expenditures by division and account to provide the necessary detail required as part of the Adopted Budget.

Name	Account ID	FY2020 Actual	FY2021 Adopted Budget	FY2021 Amended Budget	FY2022 Executive Budget	FY2022 Adopted Budget
Expenditures						
Employee Benefits						
Unemployment						
Unemployment Insurance U/I	AA.9050.3900-8090.8090	\$102,829	\$100,000	\$47,300	\$60,000	\$60,000
Total Unemployment:		\$102,829	\$100,000	\$47,300	\$60,000	\$60,000
Total Employee Benefits:		\$102,829	\$100,000	\$47,300	\$60,000	\$60,000
Total Expenditures:		\$102,829	\$100,000	\$47,300	\$60,000	\$60,000

Expenditures by Expense Type

This section provides a summary of expenditures by type to provide context on categorical spending.

Budgeted Expenditures by Expense Type



Name	FY2020 Actual	FY2021 Adopted Budget	FY2021 Amended Budget	FY2022 Executive Budget	FY2022 Adopted Budget
Expense Objects					
Unemployment Insurance	\$102,829	\$100,000	\$47,300	\$60,000	\$60,000
Total Expense Objects:	\$102,829	\$100,000	\$47,300	\$60,000	\$60,000

Department of Planning (8020)

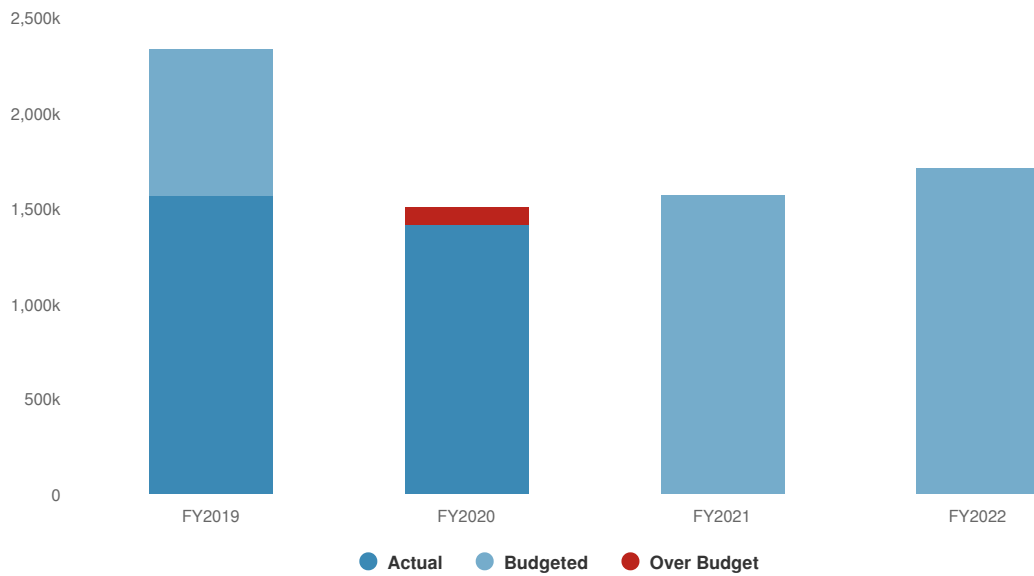
Dennis Doyle
Director

Expenditures Summary

The Expenditures Summary provides a comparison between the 2022 Adopted Budget and the 2021 Amended Budget.

\$1,712,743 **\$141,646**
(9.02% vs. prior year)

Department of Planning (8020) Proposed and Historical Budget vs. Actual



Expenditures by Department and/or Account

This section provides expenditures by division and account to provide the necessary detail required as part of the Adopted Budget.

Name	Account ID	FY2020 Actual	FY2021 Adopted Budget	FY2021 Amended Budget	FY2022 Executive Budget	FY2022 Adopted Budget
Expenditures						
Home and Community Services						
Planning						
Regular Pay Regular Pay	AA.8020.3400-1300.1300	\$580,864	\$580,512	\$599,386	\$687,996	\$687,996
Contractual Pays Longevity Pay	AA.8020.3400-1420.1440	\$14,000	\$14,500	\$14,500	\$11,000	\$11,000
Contractual Pays Retro Pay	AA.8020.3400-1420.1465			\$8,550		\$0
Supplies Office	AA.8020.3400-4000.4025	\$2,951	\$4,000	\$4,000	\$4,000	\$4,000
Supplies Other General	AA.8020.3400-4000.4030	\$60	\$700	\$700	\$1,100	\$1,100
Professional Services Advertising	AA.8020.3400-4300.4325	\$1,695	\$1,300	\$1,300	\$1,600	\$1,600
Professional Services Planning Studies	AA.8020.3400-4300.4465	\$235,270	\$250,000	\$367,041	\$360,000	\$360,000
Professional Services Other Fees	AA.8020.3400-4300.4505	\$127,929	\$110,000	\$149,618	\$326,000	\$326,000
Conference Expenses Con Exp	AA.8020.3400-4580.4580	\$980	\$3,500	\$3,500	\$3,500	\$3,500
Travel Trvl	AA.8020.3400-4590.4590	\$570	\$4,200	\$4,200	\$4,500	\$4,500
Misc Contractual Expense Licenses & Certifications	AA.8020.3400-4600.4620	\$1,500	\$1,500	\$1,500	\$1,600	\$1,600
Misc Contractual Expense Memberships	AA.8020.3400-4600.4625	\$445	\$600	\$600	\$600	\$600
Misc Contractual Expense Periodicals	AA.8020.3400-4600.4635	\$1,786	\$1,750	\$1,750	\$2,000	\$2,000
Misc Contractual Expense Other	AA.8020.3400-4600.4660	\$0	\$600	\$600	\$2,000	\$2,000
Retirement Ret	AA.8020.3400-8000.8000	\$88,333	\$104,412	\$104,412	\$95,611	\$95,611
Social Security/FICA SS/FICA	AA.8020.3400-8010.8010	\$44,450	\$45,519	\$46,016	\$53,474	\$53,474
Health Insurance Dental	AA.8020.3400-8020.8020	\$5,406	\$6,475	\$6,475	\$7,829	\$7,829
Health Insurance Hospital & Medical	AA.8020.3400-8020.8035	\$114,587	\$122,459	\$122,459	\$148,837	\$148,837
Health Insurance Optical	AA.8020.3400-8020.8055	\$1,239	\$907	\$907	\$1,096	\$1,096
Total Planning:		\$1,222,067	\$1,252,934	\$1,437,514	\$1,712,743	\$1,712,743
Business Services						
Professional Services Planning Studies	AA.8020.3401-4300.4465	\$0	\$0	\$37,663	\$0	\$0

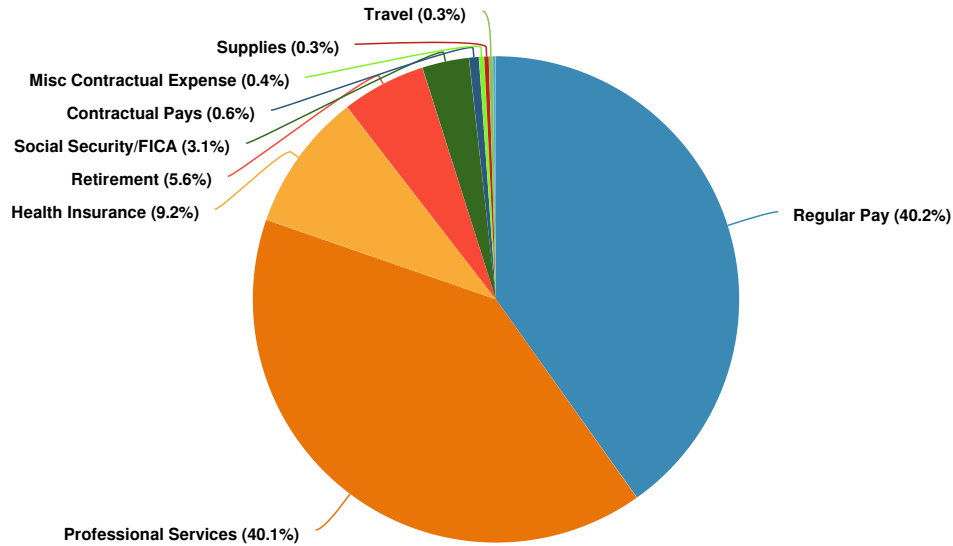


Name	Account ID	FY2020 Actual	FY2021 Adopted Budget	FY2021 Amended Budget	FY2022 Executive Budget	FY2022 Adopted Budget
Misc Contractual Expense Other	AA.8020.3401- 4600.4660	\$283,708	\$0	\$95,921	\$0	\$0
Total Business Services:		\$283,708	\$0	\$133,584	\$0	\$0
Total Home and Community Services:		\$1,505,774	\$1,252,934	\$1,571,097	\$1,712,743	\$1,712,743
Total Expenditures:		\$1,505,774	\$1,252,934	\$1,571,097	\$1,712,743	\$1,712,743

Expenditures by Expense Type

This section provides a summary of expenditures by type to provide context on categorical spending.

Budgeted Expenditures by Expense Type



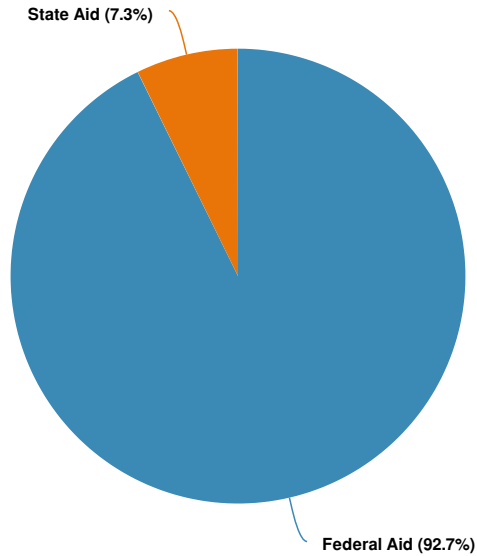
Name	FY2020 Actual	FY2021 Adopted Budget	FY2021 Amended Budget	FY2022 Executive Budget	FY2022 Adopted Budget
Expense Objects					
Regular Pay	\$580,864	\$580,512	\$599,386	\$687,996	\$687,996
Contractual Pays	\$14,000	\$14,500	\$23,050	\$11,000	\$11,000
Supplies	\$3,011	\$4,700	\$4,700	\$5,100	\$5,100
Professional Services	\$364,894	\$361,300	\$555,621	\$687,600	\$687,600
Conference Expenses	\$980	\$3,500	\$3,500	\$3,500	\$3,500
Travel	\$570	\$4,200	\$4,200	\$4,500	\$4,500
Misc Contractual Expense	\$287,439	\$4,450	\$100,371	\$6,200	\$6,200
Retirement	\$88,333	\$104,412	\$104,412	\$95,611	\$95,611
Social Security/FICA	\$44,450	\$45,519	\$46,016	\$53,474	\$53,474
Health Insurance	\$121,232	\$129,841	\$129,841	\$157,762	\$157,762
Total Expense Objects:	\$1,505,774	\$1,252,934	\$1,571,097	\$1,712,743	\$1,712,743



Revenues by Source

This section provides a detailed listing of revenues by source and account.

Projected 2022 Revenues by Source



Name	Account ID	FY2020 Actual	FY2021 Adopted Budget	FY2021 Amended Budget	FY2022 Executive Budget	FY2022 Adopted Budget
Revenue Source						
State Aid						
State Aid Planning Studies	AA.8020.3400-3300.3902	\$0		\$0	\$45,000	\$45,000
State Aid Other-Home & Community Svcs	AA.8020.3400-3300.3989	\$124,844	\$0	\$0		\$0
Total State Aid:		\$124,844	\$0	\$0	\$45,000	\$45,000
Federal Aid						
Federal Aid Other-Transportaion	AA.8020.3400-3400.4589	\$550,626	\$495,000	\$495,000	\$575,000	\$575,000
Total Federal Aid:		\$550,626	\$495,000	\$495,000	\$575,000	\$575,000
Total Revenue Source:		\$675,469	\$495,000	\$495,000	\$620,000	\$620,000

Department Position Summary - Planning (8020)

A8020		Planning			
Division	Position #	Title	2021 Adopted	2022 Executive Recommended	2022 Adopted
3400					
	80201001	DIR CO PL	114,973	117,972	117,972
	80201051	PR PLANNER	85,997	94,021	94,021
	80201101	DEP DIR PL	95,315	97,807	97,807
	80201205	PR TRS PL	83,293	91,328	91,328
	80201210	SR TRN PLN	73,080	80,207	80,207
	80201215	SR PLNR	73,884	81,008	81,008
	80201500	ADM AST	53,970	59,077	59,077
	80201505	SR PLNR	0	66,576	66,576
	Total Full Time Salary		580,512	687,996	687,996
	Division Total		<u>580,512</u>	<u>687,996</u>	<u>687,996</u>
	Department Total		580,512	687,996	687,996
	Total Benefited Employees		7	8	8

PL Notes:

80201505 - New Position



Department of Probation (3140)

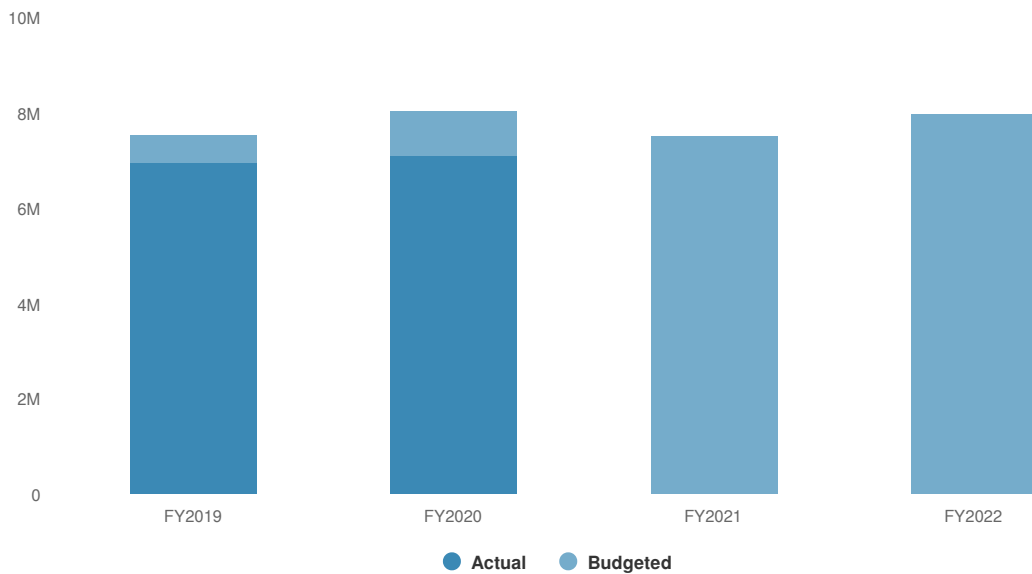
Nancy Schmidt
Director

Expenditures Summary

The Expenditures Summary provides a comparison between the 2022 Adopted Budget and the 2021 Amended Budget.

\$7,973,352 **\$467,834**
(6.23% vs. prior year)

Department of Probation (3140) Proposed and Historical Budget vs. Actual



Expenditures by Division and/or Function

This section provides expenditures by division and account to provide the necessary detail required as part of the
Adopted Budget.

Name	Account ID	FY2020 Actual	FY2021 Adopted Budget	FY2021 Amended Budget	FY2022 Executive Budget	FY2022 Adopted Budget
Expenditures						
Public Safety						
Probation						
Probation						
Regular Pay Regular Pay	AA.3140.1835-1300.1300	\$2,787,106	\$2,614,339	\$2,750,310	\$2,912,845	\$2,912,845
Part Time Pay Part Time Pay	AA.3140.1835-1400.1400	\$117,276	\$133,854	\$133,854	\$191,734	\$191,734
Overtime Pay Overtime Pay	AA.3140.1835-1410.1410	\$18,790	\$30,000	\$27,600	\$36,000	\$36,000
Contractual Pays Expanded Duty Pay	AA.3140.1835-1420.1425	\$25,961	\$34,000	\$33,350	\$34,000	\$34,000
Contractual Pays Longevity Pay	AA.3140.1835-1420.1440	\$19,000	\$20,000	\$20,000	\$20,000	\$20,000
Contractual Pays On-Call Pay	AA.3140.1835-1420.1445	\$60,748	\$58,600	\$56,775	\$63,750	\$63,750
Contractual Pays Retro Pay	AA.3140.1835-1420.1465	\$0	\$0	\$27,500		\$0
Vehicles Vehicles	AA.3140.1835-2100.2140	\$0	\$0	\$0	\$108,000	\$108,000
Supplies Auto Fuel	AA.3140.1835-4000.4000	\$4,373	\$14,800	\$14,800	\$19,800	\$19,800
Supplies Office	AA.3140.1835-4000.4025	\$3,728	\$8,000	\$8,197	\$8,000	\$8,000
Supplies Other General	AA.3140.1835-4000.4030	\$631	\$2,000	\$2,000	\$2,000	\$2,000
Supplies Police	AA.3140.1835-4000.4035	\$4,127	\$19,050	\$18,214	\$26,623	\$26,623
Supplies Program	AA.3140.1835-4000.4040	\$5,316	\$16,000	\$15,000	\$16,000	\$16,000
Building Maint & Repair Janitorial Services	AA.3140.1835-4200.4235	\$2,280	\$2,280	\$2,280	\$0	\$0
Professional Services Laboratory Fees	AA.3140.1835-4300.4420	\$0	\$5,000	\$2,000	\$5,000	\$5,000
Professional Services Other Fees	AA.3140.1835-4300.4505	\$73,816	\$106,684	\$103,684	\$108,113	\$108,113
Conference Expenses Con Exp	AA.3140.1835-4580.4580	\$3,229	\$15,150	\$12,998	\$18,925	\$18,925
Travel Trvl	AA.3140.1835-4590.4590	\$591	\$2,500	\$2,500	\$2,500	\$2,500
Misc Contractual Expense Licenses & Certifications	AA.3140.1835-4600.4620	\$89	\$381	\$381	\$600	\$600
Misc Contractual Expense Memberships	AA.3140.1835-4600.4625	\$1,400	\$2,240	\$2,240	\$2,440	\$2,440
Misc Contractual Expense Periodicals	AA.3140.1835-4600.4635	\$1,214	\$3,125	\$4,064	\$3,175	\$3,175



Name	Account ID	FY2020 Actual	FY2021 Adopted Budget	FY2021 Amended Budget	FY2022 Executive Budget	FY2022 Adopted Budget
Misc Contractual Expense Other	AA.3140.1835-4600.4660	\$89	\$0	\$0		\$0
Communication Expenses Equipment Rentals	AA.3140.1835-4670.4670	\$18,546	\$19,476	\$19,476	\$23,892	\$23,892
Maintenance Repair & Maintenance - Equipment	AA.3140.1835-4690.4695	\$18,145	\$20,250	\$18,026	\$20,250	\$20,250
Law Enforcement Special Activities Extraditions	AA.3140.1835-4710.4715	\$0	\$3,000	\$3,000	\$3,000	\$3,000
Retirement Ret	AA.3140.1835-8000.8000	\$627,734	\$700,146	\$700,146	\$604,061	\$604,061
Social Security/FICA SS/FICA	AA.3140.1835-8010.8010	\$247,973	\$221,146	\$224,166	\$249,263	\$249,263
Health Insurance Dental	AA.3140.1835-8020.8020	\$49,418	\$52,722	\$52,722	\$56,764	\$56,764
Health Insurance Hospital & Medical	AA.3140.1835-8020.8035	\$1,047,560	\$997,168	\$997,168	\$1,079,068	\$1,079,068
Health Insurance Optical	AA.3140.1835-8020.8055	\$11,331	\$7,383	\$7,383	\$7,949	\$7,949
Total Probation:		\$5,150,471	\$5,109,294	\$5,259,834	\$5,623,752	\$5,623,752
CVAP						
Regular Pay Regular Pay	AA.3140.1836-1300.1300	\$506,775	\$616,959	\$641,501	\$744,409	\$744,409
Part Time Pay Part Time Pay	AA.3140.1836-1400.1400	\$9,196	\$18,884	\$20,534	\$23,218	\$23,218
Overtime Pay Overtime Pay	AA.3140.1836-1410.1410	\$883	\$2,000	\$2,000	\$2,000	\$2,000
Contractual Pays On-Call Pay	AA.3140.1836-1420.1445	\$16,918	\$19,875	\$21,475	\$21,500	\$21,500
Contractual Pays Retro Pay	AA.3140.1836-1420.1465			\$7,800		\$0
Vehicles Vehicles	AA.3140.1836-2100.2140			\$36,000	\$0	\$0
Supplies Office	AA.3140.1836-4000.4025	\$276	\$2,300	\$2,300	\$2,300	\$2,300
Supplies Program	AA.3140.1836-4000.4040	\$365	\$1,200	\$1,200	\$1,200	\$1,200
Professional Services Advertising	AA.3140.1836-4300.4325	\$34	\$250	\$250	\$250	\$250
Professional Services Legal	AA.3140.1836-4300.4430	\$332,833	\$326,297	\$337,597	\$326,243	\$326,243
Professional Services Other Fees	AA.3140.1836-4300.4505	\$4,754	\$0	\$4,816	\$0	\$0
Conference Expenses Con Exp	AA.3140.1836-4580.4580	\$59	\$900	\$920	\$900	\$900
Travel Trvl	AA.3140.1836-4590.4590	\$97	\$750	\$730	\$750	\$750
Misc Contractual Expense Licenses & Certifications	AA.3140.1836-4600.4620	\$354	\$174	\$174	\$180	\$180
Misc Contractual Expense Other	AA.3140.1836-4600.4660	\$219	\$1,500	\$1,500	\$1,500	\$1,500



Name	Account ID	FY2020 Actual	FY2021 Adopted Budget	FY2021 Amended Budget	FY2022 Executive Budget	FY2022 Adopted Budget
Social Security/FICA SS/FICA	AA.3140.1836-8010.8010	\$39,124	\$50,316	\$50,545	\$60,522	\$60,522
Total CVAP:		\$911,887	\$1,041,405	\$1,129,342	\$1,184,972	\$1,184,972
Health Grant						
Regular Pay Regular Pay	AA.3140.1837-1300.1300	\$131,718	\$133,916	\$139,866	\$147,930	\$147,930
Overtime Pay Overtime Pay	AA.3140.1837-1410.1410	\$11	\$200	\$1,000	\$200	\$200
Contractual Pays On-Call Pay	AA.3140.1837-1420.1445	\$2,350	\$1,200	\$2,225	\$1,200	\$1,200
Contractual Pays Retro Pay	AA.3140.1837-1420.1465			\$1,800		\$0
Supplies Office	AA.3140.1837-4000.4025	\$0	\$456	\$456	\$456	\$456
Supplies Program	AA.3140.1837-4000.4040	\$0	\$500	\$500	\$500	\$500
Professional Services Education/Training	AA.3140.1837-4300.4345	\$750	\$11,000	\$11,000	\$10,250	\$10,250
Travel Trvl	AA.3140.1837-4590.4590	\$10	\$400	\$400	\$400	\$400
Misc Contractual Expense Memberships	AA.3140.1837-4600.4625	\$50	\$50	\$50	\$50	\$50
Misc Contractual Expense Printing Service	AA.3140.1837-4600.4650		\$250	\$250	\$250	\$250
Communication Expenses Telephone Services	AA.3140.1837-4670.4680	\$2,947	\$3,600	\$3,600	\$4,000	\$4,000
Social Security/FICA SS/FICA	AA.3140.1837-8010.8010	\$9,918	\$10,352	\$10,352	\$11,424	\$11,424
Total Health Grant:		\$147,755	\$161,924	\$171,499	\$176,660	\$176,660
DWI						
Regular Pay Regular Pay	AA.3140.1839-1300.1300	\$133,457	\$93,205	\$104,831	\$81,411	\$81,411
Part Time Pay Part Time Pay	AA.3140.1839-1400.1400	\$3,617	\$14,704	\$9,504	\$0	\$0
Overtime Pay Overtime Pay	AA.3140.1839-1410.1410	\$0	\$200	\$200	\$0	\$0
Contractual Pays Expanded Duty Pay	AA.3140.1839-1420.1425	\$2,100	\$2,000	\$2,650	\$2,000	\$2,000
Contractual Pays On-Call Pay	AA.3140.1839-1420.1445	\$0		\$1,600	\$2,600	\$2,600
Contractual Pays Retro Pay	AA.3140.1839-1420.1465	\$0		\$4,400		\$0
Other Equipment & Capital Outlays Law Enforcement Equipment	AA.3140.1839-2300.2360	\$220	\$0	\$2,500	\$2,200	\$2,200
Supplies Office	AA.3140.1839-4000.4025	\$260	\$500	\$500	\$500	\$500
Supplies Other General	AA.3140.1839-4000.4030	\$39	\$1,800	\$300	\$550	\$550



Name	Account ID	FY2020 Actual	FY2021 Adopted Budget	FY2021 Amended Budget	FY2022 Executive Budget	FY2022 Adopted Budget
Supplies Program	AA.3140.1839-4000.4040	\$515	\$3,000	\$3,000	\$2,500	\$2,500
Professional Services Advertising	AA.3140.1839-4300.4325	\$5,997	\$10,500	\$10,500	\$10,000	\$10,000
Professional Services Education/Training	AA.3140.1839-4300.4345	\$385	\$2,000	\$2,000	\$1,500	\$1,500
Professional Services Other Fees	AA.3140.1839-4300.4505	\$36,893	\$49,700	\$49,700	\$44,700	\$44,700
Conference Expenses Con Exp	AA.3140.1839-4580.4580	\$713	\$3,500	\$3,500	\$3,900	\$3,900
Travel Trvl	AA.3140.1839-4590.4590	\$56	\$0	\$0		\$0
Misc Contractual Expense Memberships	AA.3140.1839-4600.4625	\$1,157	\$1,350	\$1,350	\$1,350	\$1,350
Misc Contractual Expense Postage	AA.3140.1839-4600.4645	\$456	\$600	\$600	\$550	\$550
Misc Contractual Expense Printing Service	AA.3140.1839-4600.4650	\$160	\$500	\$500	\$500	\$500
Misc Contractual Expense Recognition & Awards	AA.3140.1839-4600.4655	\$837	\$900	\$900	\$900	\$900
Maintenance Repair & Maintenance - Equipment	AA.3140.1839-4690.4695	\$73	\$500	\$500	\$500	\$500
Intra-County Charges District Attorney Personnel	AA.3140.1839-4750.4760	\$76,000	\$38,000	\$38,000	\$38,000	\$38,000
Intra-County Charges Sheriff Personnel	AA.3140.1839-4750.4795	\$9,849	\$11,700	\$11,700	\$11,700	\$11,700
Social Security/FICA SS/FICA	AA.3140.1839-8010.8010	\$10,678	\$8,424	\$8,424	\$6,580	\$6,580
Total DWI:		\$283,463	\$243,083	\$257,159	\$211,941	\$211,941
Pre-Trial						
Regular Pay Regular Pay	AA.3140.1840-1300.1300	\$94,840	\$125,724	\$130,674	\$138,278	\$138,278
Overtime Pay Overtime Pay	AA.3140.1840-1410.1410	\$20	\$250	\$250	\$250	\$250
Contractual Pays Expanded Duty Pay	AA.3140.1840-1420.1425	\$1,450	\$2,000	\$2,000	\$2,000	\$2,000
Contractual Pays Retro Pay	AA.3140.1840-1420.1465			\$2,800		\$0
Social Security/FICA SS/FICA	AA.3140.1840-8010.8010	\$7,112	\$9,791	\$9,791	\$10,750	\$10,750
Total Pre-Trial:		\$103,422	\$137,765	\$145,515	\$151,278	\$151,278
Raise the Age						
Regular Pay Regular Pay	AA.3140.1842-1300.1300	\$287,350	\$293,858	\$306,648	\$321,824	\$321,824
Part Time Pay Part Time Pay	AA.3140.1842-1400.1400		\$24,730	\$21,430	\$24,635	\$24,635
Overtime Pay Overtime Pay	AA.3140.1842-1410.1410	\$295	\$2,000	\$2,000	\$2,200	\$2,200

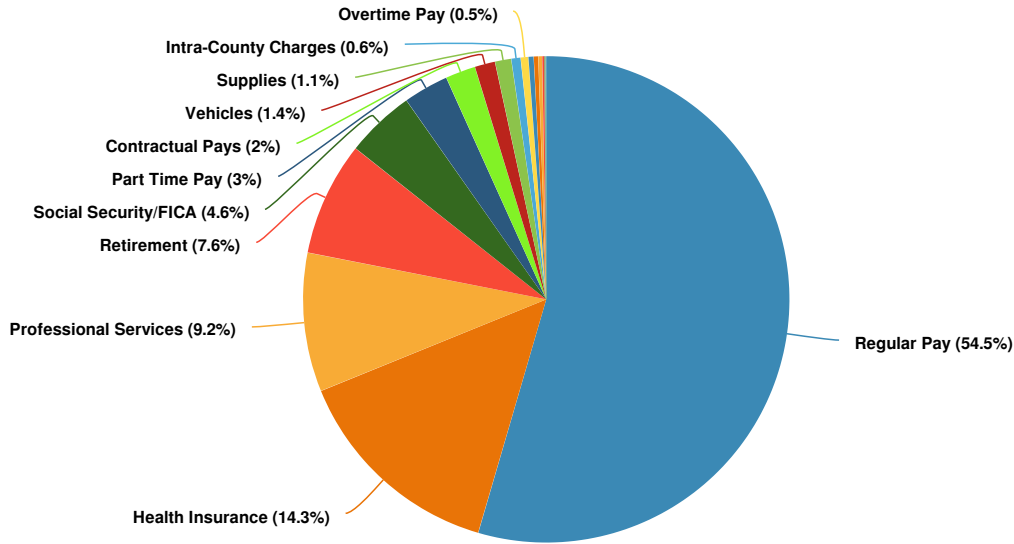


Name	Account ID	FY2020 Actual	FY2021 Adopted Budget	FY2021 Amended Budget	FY2022 Executive Budget	FY2022 Adopted Budget
Contractual Pays Expanded Duty Pay	AA.3140.1842-1420.1425	\$500	\$2,000	\$2,000	\$2,200	\$2,200
Contractual Pays On-Call Pay	AA.3140.1842-1420.1445	\$7,000	\$9,000	\$9,500	\$9,800	\$9,800
Contractual Pays Retro Pay	AA.3140.1842-1420.1465			\$3,300		\$0
Supplies Program	AA.3140.1842-4000.4040	\$1,154	\$6,500	\$6,500	\$6,500	\$6,500
Professional Services Other Fees	AA.3140.1842-4300.4505	\$199,880	\$165,000	\$165,000	\$230,000	\$230,000
Social Security/FICA SS/FICA	AA.3140.1842-8010.8010	\$0	\$25,367	\$25,791	\$27,590	\$27,590
Total Raise the Age:		\$496,179	\$528,455	\$542,169	\$624,749	\$624,749
Total Probation:		\$7,093,177	\$7,221,926	\$7,505,518	\$7,973,352	\$7,973,352
Total Public Safety:		\$7,093,177	\$7,221,926	\$7,505,518	\$7,973,352	\$7,973,352
Total Expenditures:		\$7,093,177	\$7,221,926	\$7,505,518	\$7,973,352	\$7,973,352

Expenditures by Expense Type

This section provides a summary of expenditures by type to provide context on categorical spending.

Budgeted Expenditures by Expense Type



Name	FY2020 Actual	FY2021 Adopted Budget	FY2021 Amended Budget	FY2022 Executive Budget	FY2022 Adopted Budget
Expense Objects					
Regular Pay	\$3,941,247	\$3,878,001	\$4,073,830	\$4,346,697	\$4,346,697
Part Time Pay	\$130,089	\$192,172	\$185,322	\$239,587	\$239,587
Overtime Pay	\$19,999	\$34,650	\$33,050	\$40,650	\$40,650
Contractual Pays	\$136,026	\$148,675	\$199,175	\$159,050	\$159,050
Vehicles	\$0	\$0	\$36,000	\$108,000	\$108,000
Other Equipment & Capital Outlays	\$220	\$0	\$2,500	\$2,200	\$2,200
Supplies	\$20,786	\$76,106	\$72,967	\$86,929	\$86,929
Building Maint & Repair	\$2,280	\$2,280	\$2,280	\$0	\$0
Professional Services	\$655,341	\$676,431	\$686,547	\$736,056	\$736,056
Conference Expenses	\$4,001	\$19,550	\$17,418	\$23,725	\$23,725
Travel	\$755	\$3,650	\$3,630	\$3,650	\$3,650
Misc Contractual Expense	\$6,025	\$11,070	\$12,009	\$11,495	\$11,495
Communication Expenses	\$21,493	\$23,076	\$23,076	\$27,892	\$27,892
Maintenance	\$18,218	\$20,750	\$18,526	\$20,750	\$20,750
Law Enforcement Special Activities	\$0	\$3,000	\$3,000	\$3,000	\$3,000
Intra-County Charges	\$85,849	\$49,700	\$49,700	\$49,700	\$49,700
Retirement	\$627,734	\$700,146	\$700,146	\$604,061	\$604,061
Social Security/FICA	\$314,805	\$325,396	\$329,069	\$366,129	\$366,129
Health Insurance	\$1,108,309	\$1,057,273	\$1,057,273	\$1,143,781	\$1,143,781



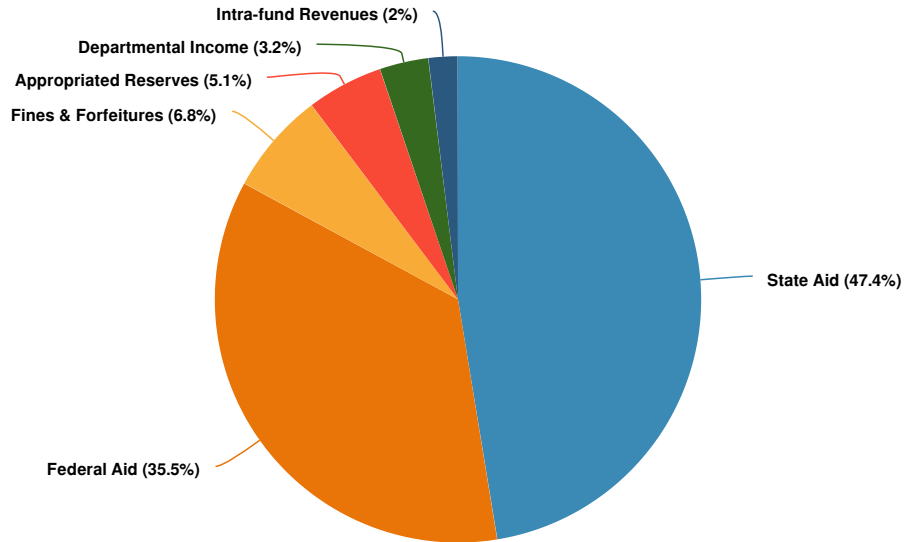
Name	FY2020 Actual	FY2021 Adopted Budget	FY2021 Amended Budget	FY2022 Executive Budget	FY2022 Adopted Budget
Total Expense Objects:	\$7,093,177	\$7,221,926	\$7,505,518	\$7,973,352	\$7,973,352



Revenues by Source

This section provides a detailed listing of revenues by source and account.

Projected 2022 Revenues by Source



Name	Account ID	FY2020 Actual	FY2021 Adopted Budget	FY2021 Amended Budget	FY2022 Executive Budget	FY2022 Adopted Budget
Revenue Source						
Departmental Income						
Departmental Income Restitution Surcharge	AA.3140.1835-3120.1580	\$49,453	\$18,500	\$18,500	\$20,000	\$20,000
Departmental Income Probation Fees	AA.3140.1835-3120.1585	\$24,343	\$48,000	\$48,000	\$55,000	\$55,000
Departmental Income Other Public Safety Dep. Income	AA.3140.1835-3120.1589	\$2,123	\$0	\$0		\$0
Departmental Income Other Public Safety Dep. Income	AA.3140.1839-3120.1589	\$15,009	\$20,000	\$20,000	\$20,000	\$20,000
Total Departmental Income:		\$90,927	\$86,500	\$86,500	\$95,000	\$95,000
Intergovernmental Charges						
Intergovernmental Charges General Services-Other Gov	AA.3140.1835-3200.2210	\$400	\$0	\$0		\$0
Total Intergovernmental Charges:		\$400	\$0	\$0		\$0
Fines & Forfeitures						
Fines & Forfeitures STOP DWI Fines	AA.3140.1839-3260.2615	\$184,146	\$250,000	\$250,000	\$200,000	\$200,000
Total Fines & Forfeitures:		\$184,146	\$250,000	\$250,000	\$200,000	\$200,000
State Aid						



Name	Account ID	FY2020 Actual	FY2021 Adopted Budget	FY2021 Amended Budget	FY2022 Executive Budget	FY2022 Adopted Budget
State Aid Probation Services	AA.3140.1835-3300.3310	\$531,979	\$519,881	\$519,881	\$541,381	\$541,381
State Aid Probation Services	AA.3140.1836-3300.3310	\$0	\$43,000	\$83,816	\$33,000	\$33,000
State Aid Probation Services	AA.3140.1837-3300.3310	\$124,162	\$135,528	\$135,528	\$136,654	\$136,654
State Aid Probation Services	AA.3140.1840-3300.3310	\$578	\$13,521	\$13,521	\$36,713	\$36,713
State Aid Probation Services	AA.3140.1841-3300.3310	\$49,513	\$52,000	\$52,000	\$52,000	\$52,000
State Aid Other Public Safety	AA.3140.1839-3300.3389	\$10,236	\$15,000	\$15,000	\$0	\$0
State Aid Other Public Safety	AA.3140.1842-3300.3389	\$799,781	\$529,008	\$529,008	\$591,795	\$591,795
Total State Aid:		\$1,516,249	\$1,307,938	\$1,348,754	\$1,391,543	\$1,391,543
Federal Aid						
Federal Aid Probation Services	AA.3140.1836-3400.4310	\$1,046,103	\$1,022,801	\$1,022,801	\$1,040,976	\$1,040,976
Federal Aid Other Public Safety	AA.3140.1835-3400.4389	\$4,333	\$0	\$0		\$0
Total Federal Aid:		\$1,050,435	\$1,022,801	\$1,022,801	\$1,040,976	\$1,040,976
Intra-fund Revenues						
Intra-fund Revenues Inter-departmental Revenues	AA.3140.1836-3600.2802			\$0	\$57,372	\$57,372
Total Intra-fund Revenues:				\$0	\$57,372	\$57,372
Appropriated Reserves						
Appropriated Reserves Probation V&T Fees	AA.3140.1835-3900.9998	\$0	\$55,300	\$55,300	\$149,084	\$149,084
Total Appropriated Reserves:		\$0	\$55,300	\$55,300	\$149,084	\$149,084
Total Revenue Source:		\$2,842,157	\$2,722,539	\$2,763,355	\$2,933,975	\$2,933,975



Department Position Summary - Probation (3140) - Page 1

A3140		Probation			
Division	Position #	Title	2021 Adopted	2022 Executive Recommended	2022 Adopted
1835					
	31401001	PROB DIR B	101,038	103,667	103,667
	31401050	DEP PR D B	85,838	88,067	88,067
	31401051	PRB SUPV 1	86,214	92,310	92,310
	31401052	PRB SUPV 1	85,342	92,310	92,310
	31401053	PRB SUPV 1	78,676	92,310	92,310
	31401054	PRB SUPV 1	86,214	92,310	92,310
	31401061	PO 2/SR PO	77,340	84,552	84,552
	31401065	PO 2/SR PO	77,340	85,360	85,360
	31401100	PO 2/SR PO	78,321	85,530	85,530
	31401109	PO 2/SR PO	61,669	69,060	69,060
	31401113	PROB OFF 1	69,593	77,164	77,164
	31401114	PROB OFF 1	63,030	70,358	70,358
	31401115	PROB OFF 1	65,039	72,656	72,656
	31401116	PROB OFF 1	69,593	76,419	76,419
	31401117	PROB OFF 1	71,765	78,582	78,582
	31401118	PROB OFF 1	69,593	76,419	76,419
	31401120	PROB OFF 1	73,727	80,517	80,517
	31401121	PROB OFF 1	69,593	76,419	76,419
	31401122	PROB OFF 1	71,765	78,891	78,891
	31401123	PROB OFF 1	63,838	71,299	71,299
	31401127	PROB OFF 1	69,593	76,747	76,747
	31401128	PROB OFF 1	69,593	76,419	76,419
	31401134	PROB OFF 1	67,526	74,392	74,392
	31401135	PROB OFF 1	67,526	74,940	74,940
	31401137	PROB OFF 1	69,593	76,419	76,419
	31401138	PROB OFF 1	69,593	76,419	76,419
	31401139	PRB OF 1 S	62,287	69,603	69,603
	31401140	PRB CL SUP	90,980	100,797	100,797
	31401150	SR PRB AST	62,661	68,494	68,494
	31401152	PROB OFF 1	62,343	70,127	70,127
	31401153	PROB AST	55,395	60,674	60,674
	31401154	PROB OFF 1	69,593	64,239	64,239
	31401155	PROB OFF 1	69,593	76,419	76,419
	31401200	ADMIN AST	0	53,581	53,581
	31401210	PROB AST	38,492	46,696	46,696
	31401251	PR ACC CLK	52,367	52,116	52,116
	31401400	SR DB C/T	45,059	49,650	49,650
	31401499	ACC CLK/T	43,437	0	0



Department Position Summary - Probation (3140) - Page 2

A3140		Probation			
Division	Position #	Title	2021 Adopted	2022 Executive Recommended	2022 Adopted
1835	31401499	SR ACC CLK	0	53,239	53,239
	31401505	TRANS TYP	<u>43,180</u>	<u>47,674</u>	<u>47,674</u>
		Total Full Time Salary	2,614,339	2,912,845	2,912,845
		Other Part Time Pay	<u>133,854</u>	<u>191,734</u>	<u>191,734</u>
		Division Total	<u>2,748,193</u>	<u>3,104,579</u>	<u>3,104,579</u>
1836	31401111	PROB OFF 1	72,746	79,560	79,560
	31401126	CR VC COUN	62,269	69,584	69,584
	31401129	CR VC COUN	67,109	74,006	74,006
	31401131	SR CV COUN	78,321	85,530	85,530
	31401132	CR VC COUN	59,843	68,259	68,259
	31401508	CR VC COUN	71,765	78,582	78,582
	31401521	SUPV CV	81,181	87,318	87,318
	31401522	CV EDUC	54,132	59,506	59,506
	31402001	CV COUN SS	69,593	76,419	76,419
	31402002	CV COUN	<u>0</u>	<u>65,645</u>	<u>65,645</u>
		Total Full Time Salary	616,959	744,409	744,409
		Other Part Time Pay	<u>18,884</u>	<u>23,218</u>	<u>23,218</u>
		Division Total	<u>635,843</u>	<u>767,627</u>	<u>767,627</u>
1837	31401119	CR VC/EDU	63,467	65,645	65,645
	31401130	CVC/VOL CD	<u>70,449</u>	<u>82,285</u>	<u>82,285</u>
		Total Full Time Salary	133,916	147,930	147,930
		Division Total	<u>133,916</u>	<u>147,930</u>	<u>147,930</u>
1839	34101110	PO 2/SR PO	78,321	81,411	81,411
	31401255	SR PRB AST	<u>14,884</u>	<u>0</u>	<u>0</u>
		Total Full Time Salary	93,205	81,411	81,411
		Other Part Time Pay	<u>14,704</u>	<u>0</u>	<u>0</u>
		Division Total	<u>107,909</u>	<u>81,411</u>	<u>81,411</u>



Department Position Summary - Probation (3140) - Page 3

A3140		Probation			
Division	Position #	Title	2021 Adopted	2022 Executive Recommended	2022 Adopted
1840					
	31401133	PROB OFF 1	71,311	78,582	78,582
	31401506	PROB AST	54,413	59,696	59,696
		Total Full Time Salary	125,724	138,278	138,278
		Division Total	<u>125,724</u>	<u>138,278</u>	<u>138,278</u>
1842					
	31401060	PO 2/SR PO	75,043	83,021	83,021
	31401205	PROB OFF 1	65,039	72,656	72,656
	31401510	PRB SUPV 1	86,214	92,310	92,310
	31401524	Y&F ENG CD	<u>67,562</u>	<u>73,837</u>	<u>73,837</u>
		Total Full Time Salary	293,858	321,824	321,824
		Other Part Time Pay	<u>24,730</u>	<u>24,635</u>	<u>24,635</u>
		Division Total	<u>318,588</u>	<u>346,459</u>	<u>346,459</u>
		Department Total	4,070,173	4,586,284	4,586,284
		Total Benefited Employees	57	58	58

PL Notes:

31401200 - Restored Position

31401499 - Title Change

31402002 - New Position



Department of Probation - Rehabilitation Services (3155)

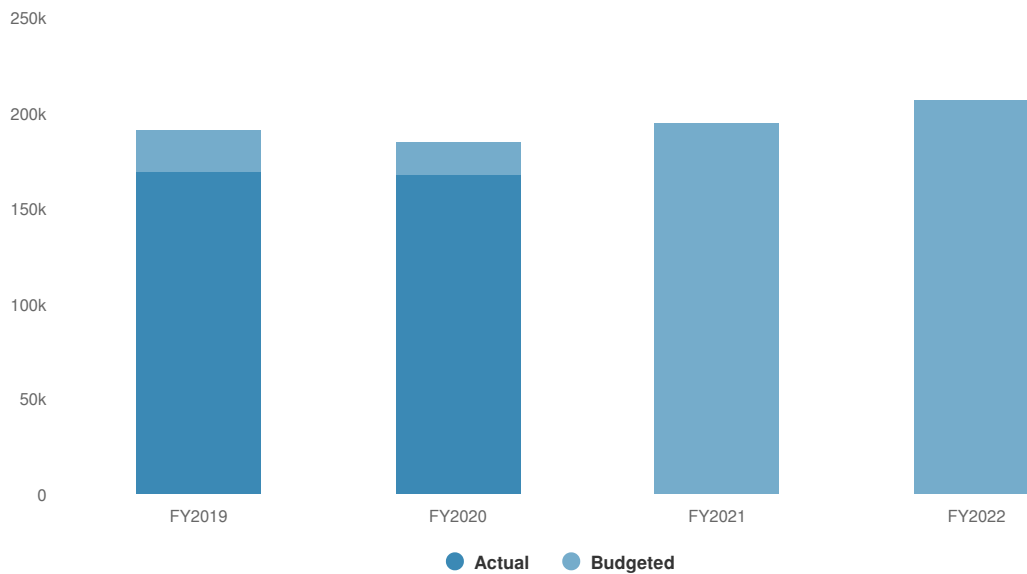
Nancy Schmidt
Director

Expenditures Summary

The Expenditures Summary provides a comparison between the 2022 Adopted Budget and the 2021 Amended Budget.

\$206,646 **\$11,615**
(5.96% vs. prior year)

Department of Probation - Rehabilitation Services (3155) Proposed and Historical Budget vs. Actual



Expenditures by Division and/or Account

This section provides expenditures by division and account to provide the necessary detail required as part of the Adopted Budget.

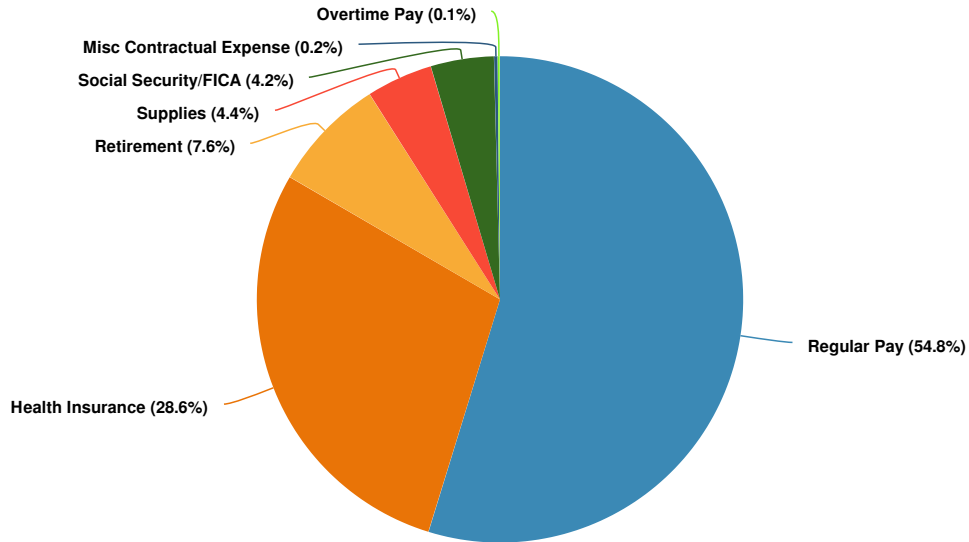
Name	Account ID	FY2020 Actual	FY2021 Adopted Budget	FY2021 Amended Budget	FY2022 Executive Budget	FY2022 Adopted Budget
Expenditures						
Public Safety						
Work Release						
Regular Pay Regular Pay	AA.3155.1881-1300.1300	\$91,882	\$99,560	\$103,437	\$113,176	\$113,176
Overtime Pay Overtime Pay	AA.3155.1881-1410.1410	\$62	\$300	\$300	\$300	\$300
Contractual Pays Retro Pay	AA.3155.1881-1420.1465			\$1,750		\$0
Supplies Auto Fuel	AA.3155.1881-4000.4000	\$1,275	\$4,000	\$4,000	\$5,250	\$5,250
Supplies Office	AA.3155.1881-4000.4025	\$20	\$0	\$0		\$0
Supplies Program	AA.3155.1881-4000.4040	\$1,397	\$3,850	\$3,850	\$3,850	\$3,850
Misc Contractual Expense Periodicals	AA.3155.1881-4600.4635	\$451	\$500	\$500	\$500	\$500
Retirement Ret	AA.3155.1881-8000.8000	\$13,653	\$17,907	\$17,907	\$15,728	\$15,728
Social Security/FICA SS/FICA	AA.3155.1881-8010.8010	\$6,672	\$7,640	\$7,640	\$8,681	\$8,681
Health Insurance Dental	AA.3155.1881-8020.8020	\$2,317	\$2,775	\$2,775	\$2,936	\$2,936
Health Insurance Hospital & Medical	AA.3155.1881-8020.8035	\$49,112	\$52,483	\$52,483	\$55,814	\$55,814
Health Insurance Optical	AA.3155.1881-8020.8055	\$531	\$389	\$389	\$411	\$411
Total Work Release:		\$167,372	\$189,404	\$195,031	\$206,646	\$206,646
Total Public Safety:		\$167,372	\$189,404	\$195,031	\$206,646	\$206,646
Total Expenditures:		\$167,372	\$189,404	\$195,031	\$206,646	\$206,646



Expenditures by Expense Type

This section provides a summary of expenditures by type to provide context on categorical spending.

Budgeted Expenditures by Expense Type

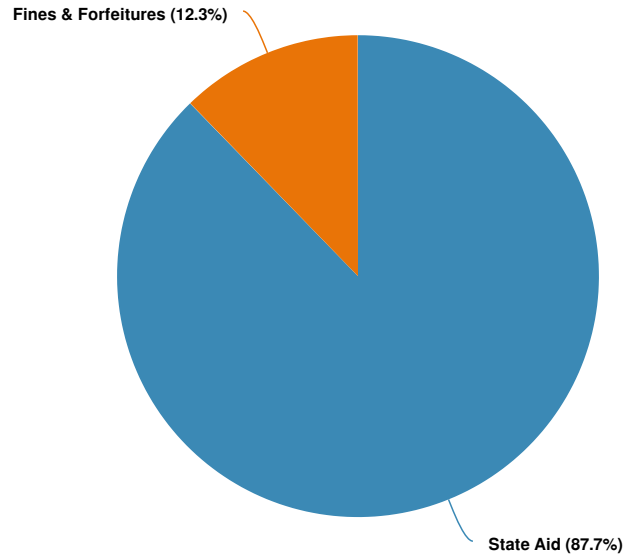


Name	FY2020 Actual	FY2021 Adopted Budget	FY2021 Amended Budget	FY2022 Executive Budget	FY2022 Adopted Budget
Expense Objects					
Regular Pay	\$91,882	\$99,560	\$103,437	\$113,176	\$113,176
Overtime Pay	\$62	\$300	\$300	\$300	\$300
Contractual Pays			\$1,750		\$0
Supplies	\$2,692	\$7,850	\$7,850	\$9,100	\$9,100
Misc Contractual Expense	\$451	\$500	\$500	\$500	\$500
Retirement	\$13,653	\$17,907	\$17,907	\$15,728	\$15,728
Social Security/FICA	\$6,672	\$7,640	\$7,640	\$8,681	\$8,681
Health Insurance	\$51,960	\$55,647	\$55,647	\$59,161	\$59,161
Total Expense Objects:	\$167,372	\$189,404	\$195,031	\$206,646	\$206,646

Revenues by Source

This section provides a detailed listing of revenues by source and account.

Projected 2022 Revenues by Source



Name	Account ID	FY2020 Actual	FY2021 Adopted Budget	FY2021 Amended Budget	FY2022 Executive Budget	FY2022 Adopted Budget
Revenue Source						
Fines & Forfeitures						
Fines & Forfeitures Fines and Forfeited Bail	AA.3155.1881-3260.2610	\$2,090	\$3,500	\$3,500	\$3,500	\$3,500
Total Fines & Forfeitures:		\$2,090	\$3,500	\$3,500	\$3,500	\$3,500
State Aid						
State Aid Probation Services	AA.3155.1881-3300.3310	\$13,674	\$37,250	\$37,250	\$25,055	\$25,055
Total State Aid:		\$13,674	\$37,250	\$37,250	\$25,055	\$25,055
Total Revenue Source:		\$15,763	\$40,750	\$40,750	\$28,555	\$28,555



Department Position Summary - Rehabilitation Services (3155)

A3155		Rehabilitation Services			
Division	Position #	Title	2021 Adopted	2022 Executive Recommended	2022 Adopted
1881					
	31551220	AS CRW SUP	33,390	37,956	37,956
	31551950	AS CRW SUP	33,865	38,502	38,502
	31551953	AS CRW SUP	<u>32,305</u>	<u>36,718</u>	<u>36,718</u>
	Total Full Time Salary		99,560	113,176	113,176
	Division Total		<u>99,560</u>	<u>113,176</u>	<u>113,176</u>
	Department Total		99,560	113,176	113,176
	Total Benefited Employees		3	3	3

Public Defender (1170)

Ruth Boyer
Public Defender

Expenditures Summary

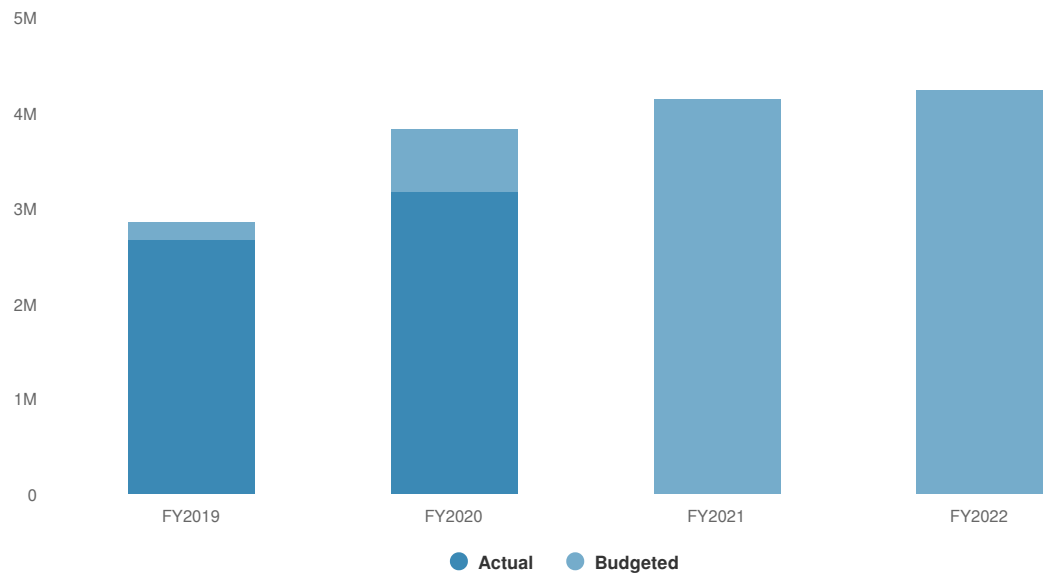
The Expenditures Summary provides a comparison between the 2022 Adopted Budget and the 2021 Amended Budget.

\$4,242,720

\$97,437

(2.35% vs. prior year)

Public Defender (1170) Proposed and Historical Budget vs. Actual



Expenditures by Division and/or Account

This section provides expenditures by division and account to provide the necessary detail required as part of the Adopted Budget.

Name	Account ID	FY2020 Actual	FY2021 Adopted Budget	FY2021 Amended Budget	FY2022 Executive Budget	FY2022 Adopted Budget
Expenditures						
General Government						
Public Defender						
Public Defender						
Regular Pay Regular Pay	AA.1170.1046-1300.1300	\$1,180,987	\$902,992	\$1,071,320	\$791,916	\$791,916
Part Time Pay Part Time Pay	AA.1170.1046-1400.1400	\$575,820	\$549,455	\$549,455	\$606,653	\$606,653
Contractual Pays Longevity Pay	AA.1170.1046-1420.1440	\$49,588	\$50,488	\$50,488	\$52,775	\$52,775
Contractual Pays On-Call Pay	AA.1170.1046-1420.1445	\$1,445	\$0	\$0		\$0
Contractual Pays Retro Pay	AA.1170.1046-1420.1465	\$0		\$11,500		\$0
Computer Equipment Computer Equipment	AA.1170.1046-2200.2200			\$0	\$4,290	\$4,290
Supplies Office	AA.1170.1046-4000.4025	\$223	\$2,000	\$18,000	\$1,000	\$1,000
Supplies Other General	AA.1170.1046-4000.4030	\$2,062	\$4,000	\$3,950	\$2,000	\$2,000
Professional Services Court Transcript	AA.1170.1046-4300.4340	\$3,664	\$7,000	\$4,000	\$700	\$700
Professional Services Forensic	AA.1170.1046-4300.4375	\$1,750	\$10,000	\$18,000	\$5,000	\$5,000
Professional Services Interpreter	AA.1170.1046-4300.4405	\$1,321	\$2,000	\$2,000	\$450	\$450
Professional Services Other Fees	AA.1170.1046-4300.4505	\$280	\$0	\$0	\$500	\$500
Conference Expenses Con Exp	AA.1170.1046-4580.4580	\$570	\$0	\$4,165	\$338	\$338
Travel Trvl	AA.1170.1046-4590.4590	\$1,712	\$5,500	\$3,335	\$450	\$450
Misc Contractual Expense Memberships	AA.1170.1046-4600.4625	\$0	\$425	\$425	\$428	\$428
Misc Contractual Expense Periodicals	AA.1170.1046-4600.4635	\$6,235	\$5,500	\$2,500	\$500	\$500
Misc Contractual Expense Other	AA.1170.1046-4600.4660	\$180	\$2,000	\$2,000	\$5,000	\$5,000
Retirement Ret	AA.1170.1046-8000.8000	\$279,639	\$428,142	\$428,142	\$348,030	\$348,030
Retirement Retirement - VDC	AA.1170.1046-8000.8001	\$13,816	\$0	\$0		\$0
Social Security/FICA SS/FICA	AA.1170.1046-8010.8010	\$136,451	\$114,975	\$114,975	\$111,028	\$111,028
Health Insurance Dental	AA.1170.1046-8020.8020	\$30,113	\$36,998	\$36,998	\$39,147	\$39,147



Name	Account ID	FY2020 Actual	FY2021 Adopted Budget	FY2021 Amended Budget	FY2022 Executive Budget	FY2022 Adopted Budget
Health Insurance Hospital & Medical	AA.1170.1046-8020.8035	\$638,345	\$699,767	\$699,767	\$744,185	\$744,185
Health Insurance Optical	AA.1170.1046-8020.8055	\$6,904	\$5,181	\$5,181	\$5,482	\$5,482
Total Public Defender:		\$2,931,105	\$2,826,423	\$3,026,201	\$2,719,872	\$2,719,872
Defender Based Advocate						
Regular Pay Regular Pay	AA.1170.1047-1300.1300	\$58,156	\$58,424	\$61,478	\$64,737	\$64,737
Part Time Pay Part Time Pay	AA.1170.1047-1400.1400	\$17,182	\$23,614	\$22,114	\$20,588	\$20,588
Contractual Pays Retro Pay	AA.1170.1047-1420.1465			\$1,500		\$0
Supplies Office	AA.1170.1047-4000.4025	\$155	\$200	\$250	\$0	\$0
Social Security/FICA SS/FICA	AA.1170.1047-8010.8010	\$5,506	\$6,276	\$6,276	\$6,527	\$6,527
Total Defender Based Advocate:		\$81,000	\$88,514	\$91,618	\$91,852	\$91,852
Hurrell-Harring						
Regular Pay Regular Pay	AA.1170.1048-1300.1300	\$36,888	\$804,038	\$651,702	\$786,431	\$786,431
Part Time Pay Part Time Pay	AA.1170.1048-1400.1400	\$0	\$65,497	\$65,497	\$37,270	\$37,270
Contractual Pays On-Call Pay	AA.1170.1048-1420.1445	\$77,901	\$100,000	\$100,000	\$110,000	\$110,000
Office Equipment Office Equipment	AA.1170.1048-2000.2000			\$15,000	\$10,000	\$10,000
Computer Equipment Software	AA.1170.1048-2200.2220	\$22,351	\$35,000	\$32,063	\$38,610	\$38,610
Supplies Office	AA.1170.1048-4000.4025			\$10,000	\$9,000	\$9,000
Supplies Program	AA.1170.1048-4000.4040	\$2,728	\$10,000	\$10,032	\$0	\$0
Professional Services Court Transcript	AA.1170.1048-4300.4340			\$5,000	\$6,300	\$6,300
Professional Services Forensic	AA.1170.1048-4300.4375			\$0	\$45,000	\$45,000
Professional Services Interpreter	AA.1170.1048-4300.4405			\$5,000	\$4,050	\$4,050
Professional Services Other Fees	AA.1170.1048-4300.4505			\$0	\$4,500	\$4,500
Conference Expenses Con Exp	AA.1170.1048-4580.4580			\$0	\$3,038	\$3,038
Travel Trvl	AA.1170.1048-4590.4590		\$24,000	\$9,000	\$4,050	\$4,050
Misc Contractual Expense Licenses & Certifications	AA.1170.1048-4600.4620	\$60	\$0	\$0		\$0
Misc Contractual Expense Memberships	AA.1170.1048-4600.4625			\$0	\$3,848	\$3,848



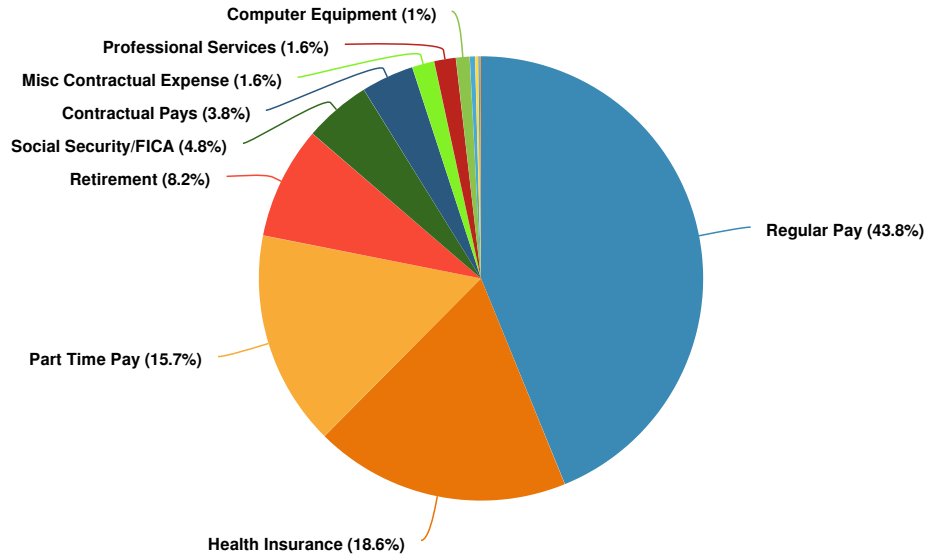
Name	Account ID	FY2020 Actual	FY2021 Adopted Budget	FY2021 Amended Budget	FY2022 Executive Budget	FY2022 Adopted Budget
Misc Contractual Expense Periodicals	AA.1170.1048- 4600.4635	\$6,061	\$5,000	\$5,000	\$4,500	\$4,500
Misc Contractual Expense Other	AA.1170.1048- 4600.4660	\$2,473	\$75,000	\$27,000	\$50,000	\$50,000
Communication Expenses Telephone Services	AA.1170.1048- 4670.4680			\$18,000	\$0	\$0
Social Security/FICA SS/FICA	AA.1170.1048- 8010.8010	\$8,034	\$74,170	\$74,170	\$71,428	\$71,428
Total Hurrell-Harring:		\$156,496	\$1,192,705	\$1,027,464	\$1,188,025	\$1,188,025
Grants						
Regular Pay Regular Pay	AA.1170.1049- 1300.1300			\$0	\$217,344	\$217,344
Supplies Office	AA.1170.1049- 4000.4025			\$0	\$4,000	\$4,000
Misc Contractual Expense Other	AA.1170.1049- 4600.4660			\$0	\$5,000	\$5,000
Social Security/FICA SS/FICA	AA.1170.1049- 8010.8010			\$0	\$16,627	\$16,627
Total Grants:				\$0	\$242,971	\$242,971
Total Public Defender:		\$3,168,601	\$4,107,642	\$4,145,283	\$4,242,720	\$4,242,720
Total General Government:		\$3,168,601	\$4,107,642	\$4,145,283	\$4,242,720	\$4,242,720
Total Expenditures:		\$3,168,601	\$4,107,642	\$4,145,283	\$4,242,720	\$4,242,720



Expenditures by Expense Type

This section provides a summary of expenditures by type to provide context on categorical spending.

Budgeted Expenditures by Expense Type



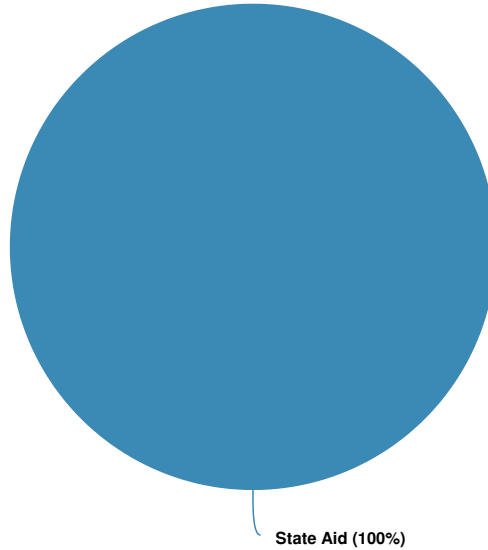
Name	FY2020 Actual	FY2021 Adopted Budget	FY2021 Amended Budget	FY2022 Executive Budget	FY2022 Adopted Budget
Expense Objects					
Regular Pay	\$1,276,031	\$1,765,454	\$1,784,500	\$1,860,428	\$1,860,428
Part Time Pay	\$593,002	\$638,566	\$637,066	\$664,511	\$664,511
Contractual Pays	\$128,933	\$150,488	\$163,488	\$162,775	\$162,775
Office Equipment	\$0	\$0	\$15,000	\$10,000	\$10,000
Computer Equipment	\$22,351	\$35,000	\$32,063	\$42,900	\$42,900
Supplies	\$5,169	\$16,200	\$42,232	\$16,000	\$16,000
Professional Services	\$7,015	\$19,000	\$34,000	\$66,500	\$66,500
Conference Expenses	\$570	\$0	\$4,165	\$3,376	\$3,376
Travel	\$1,712	\$29,500	\$12,335	\$4,500	\$4,500
Misc Contractual Expense	\$15,009	\$87,925	\$36,925	\$69,276	\$69,276
Communication Expenses			\$18,000	\$0	\$0
Retirement	\$293,455	\$428,142	\$428,142	\$348,030	\$348,030
Social Security/FICA	\$149,991	\$195,421	\$195,421	\$205,610	\$205,610
Health Insurance	\$675,363	\$741,946	\$741,946	\$788,814	\$788,814
Total Expense Objects:	\$3,168,601	\$4,107,642	\$4,145,283	\$4,242,720	\$4,242,720



Revenues by Source

This section provides a detailed listing of revenues by source and account.

Projected 2022 Revenues by Source



Name	Account ID	FY2020 Actual	FY2021 Adopted Budget	FY2021 Amended Budget	FY2022 Executive Budget	FY2022 Adopted Budget
Revenue Source						
State Aid						
State Aid Indigent Legal Services	AA.1170.1046-3300.3025	\$1,690,542	\$388,337	\$388,337	\$0	\$0
State Aid Indigent Legal Services	AA.1170.1048-3300.3025	\$35,772	\$1,622,467	\$1,622,467	\$1,520,668	\$1,520,668
State Aid Indigent Legal Services	AA.1170.1049-3300.3025			\$0	\$217,154	\$217,154
State Aid Probation Services	AA.1170.1047-3300.3310	\$3,873	\$10,998	\$10,998	\$10,000	\$10,000
State Aid Other Public Safety	AA.1170.1046-3300.3389	\$10,016	\$13,224	\$13,224	\$13,000	\$13,000
Total State Aid:		\$1,740,204	\$2,035,026	\$2,035,026	\$1,760,822	\$1,760,822
Total Revenue Source:		\$1,740,204	\$2,035,026	\$2,035,026	\$1,760,822	\$1,760,822

Department Position Summary - Public Defender (1170) - Page 1

A1170		Public Defender			
Division	Position #	Title	2021 Adopted	2022 Executive Recommended	2022 Adopted
1046					
	11701100	PUB DEF	120,000	123,596	123,596
	11701160	AST PD	81,594	83,720	83,720
	11701170	AST PD	81,594	83,720	83,720
	11701180	AST PD	91,112	93,493	93,493
	11701185	AST PD	69,938	71,763	71,763
	11701188	AST PD	89,322	91,655	91,655
	11701189	AST PD	89,322	0	0
	11701200	CON SEC PD	68,494	58,950	58,950
	11701202	LEGAL AIDE	42,832	48,182	48,182
	11701207	LEGAL AIDE	51,850	45,182	45,182
	11701215	AST PD	79,996	0	0
	11701221	AST PD	<u>0</u>	<u>91,655</u>	<u>91,655</u>
	Total Full Time Salary		866,054	791,916	791,916
	11701150	AST PD	38,910	39,771	39,771
	11701151	AST PD	39,540	40,568	40,568
	11701153	AST PD	39,540	40,568	40,568
	11701154	AST PD	46,446	47,655	47,655
	11701155	AST PD	46,446	47,655	47,655
	11701156	AST PD	39,540	40,568	40,568
	11701158	AST PD	39,540	40,568	40,568
	11701159	AST PD	38,762	39,771	39,771
	11701161	AST PD	38,762	39,771	39,771
	11701171	AST PD	51,754	53,099	53,099
	11701172	AST PD	52,714	54,081	54,081
	11701186	AST PD	39,540	40,568	40,568
	11701187	AST PD	69,938	43,058	43,058
	11701210	INVEST PD	<u>37,961</u>	<u>38,952</u>	<u>38,952</u>
	Benefited Part-Time Salary		619,393	606,653	606,653
	Division Total		<u>1,485,447</u>	<u>1,398,569</u>	<u>1,398,569</u>
1047					
	11701190	DEF BS ADV	<u>58,424</u>	<u>64,737</u>	<u>64,737</u>
	Total Full Time Salary		58,424	64,737	64,737
	Other Part Time Pay		<u>23,614</u>	<u>20,588</u>	<u>20,588</u>
	Division Total		<u>82,038</u>	<u>85,325</u>	<u>85,325</u>



Department Position Summary - Public Defender (1170) - Page 2

A1170		Public Defender			
Division	Position #	Title	2021 Adopted	2022 Executive Recommended	2022 Adopted
1048	11701209	LEGAL AIDE	29,165	0	0
	11701220	CH AST PD	96,191	98,699	98,699
	11701221	AST PD	89,322	0	0
	11701222	PARALEGAL	54,607	61,010	61,010
	11701223	GRANT SPEC	44,610	50,111	50,111
	11701226	AST PD	64,602	66,284	66,284
	11701228	LEGAL AIDE	39,646	43,625	43,625
	11701229	AST PD	68,567	70,361	70,361
	11701230	AST PD	68,567	70,361	70,361
	11701231	DEP CH AST PD	84,350	86,559	86,559
	11701232	AST PD	68,567	70,361	70,361
	11701233	LEGAL AIDE	39,646	43,625	43,625
	11701234	PARALEGAL	52,362	58,859	58,859
	11701240	MH SPEC	0	66,576	66,576
	Total Full Time Salary		800,202	786,431	786,431
	11701227	INVEST PD	36,332	37,270	37,270
	Benefited Part-Time Salary		36,332	37,270	37,270
	Division Total		836,534	823,701	823,701
1049	11701189	AST PD	0	91,655	91,655
	11701209	LEGAL AIDE	0	43,625	43,625
	11701215	AST PD	0	82,064	82,064
Division Total			0	217,344	217,344
Department Total			2,404,019	2,524,939	2,524,939
Total Benefited Employees			40	41	41

PL Notes:

11701189 - Moved to Div 1049
 11701209 - Moved to Div 1049
 11701215 - Moved to Div 1049
 11701221 - Moved to Div 1046
 11701240 - New Position



Department of Public Works - Administration (1490)

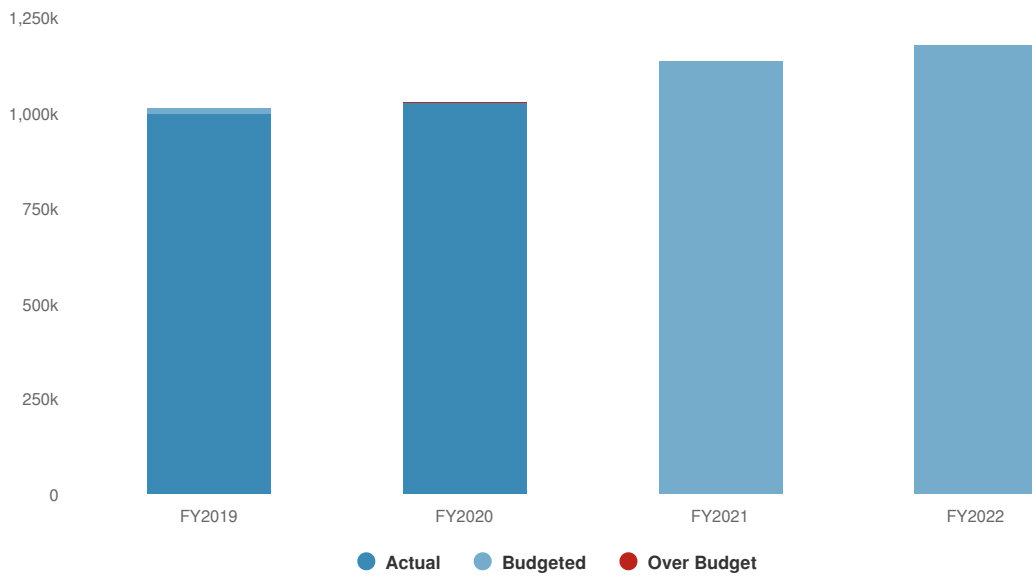
Brendan Masterson
Commissioner

Expenditures Summary

The Expenditures Summary provides a comparison between the 2022 Adopted Budget and the 2021 Amended Budget.

\$1,178,343 **\$42,545**
(3.75% vs. prior year)

Department of Public Works - Administration (1490) Proposed and Historical Budget vs. Actual



Expenditures by Division and/or Account

This section provides expenditures by division and account to provide the necessary detail required as part of the Adopted Budget.

Name	Account ID	FY2020 Actual	FY2021 Adopted Budget	FY2021 Amended Budget	FY2022 Executive Budget	FY2022 Adopted Budget
Expenditures						
General Government						
Public Works Administration						
Public Works Administration						
Regular Pay Regular Pay	AA.1490.1181-1300.1300	\$654,265	\$669,597	\$685,362	\$742,601	\$742,601
Part Time Pay Part Time Pay	AA.1490.1181-1400.1400	\$11,480	\$0	\$0		\$0
Overtime Pay Overtime Pay	AA.1490.1181-1410.1410	\$0	\$500	\$300	\$0	\$0
Contractual Pays Longevity Pay	AA.1490.1181-1420.1440	\$12,500	\$14,000	\$14,000	\$8,978	\$8,978
Contractual Pays Out of Title Pay	AA.1490.1181-1420.1450			\$700	\$0	\$0
Contractual Pays Retro Pay	AA.1490.1181-1420.1465	\$0	\$0	\$7,000		\$0
Supplies Office	AA.1490.1181-4000.4025	\$9,647	\$8,000	\$11,173	\$8,000	\$8,000
Conference Expenses Con Exp	AA.1490.1181-4580.4580			\$380	\$0	\$0
Travel Trvl	AA.1490.1181-4590.4590			\$100	\$0	\$0
Misc Contractual Expense Periodicals	AA.1490.1181-4600.4635	\$135	\$300	\$300	\$300	\$300
Misc Contractual Expense Other	AA.1490.1181-4600.4660		\$20,000	\$19,620	\$20,000	\$20,000
Maintenance Repair & Maintenance - Equipment	AA.1490.1181-4690.4695	\$0	\$250	\$250	\$0	\$0
Retirement Ret	AA.1490.1181-8000.8000	\$100,715	\$120,434	\$120,434	\$103,199	\$103,199
Social Security/FICA SS/FICA	AA.1490.1181-8010.8010	\$51,434	\$52,334	\$52,471	\$57,496	\$57,496
Health Insurance Dental	AA.1490.1181-8020.8020	\$8,493	\$11,099	\$11,099	\$11,744	\$11,744
Health Insurance Hospital & Medical	AA.1490.1181-8020.8035	\$180,040	\$209,930	\$209,930	\$223,255	\$223,255
Health Insurance Optical	AA.1490.1181-8020.8055	\$1,947	\$1,554	\$1,554	\$1,645	\$1,645
Employee Payments Uniform Allowance	AA.1490.1181-8060.8075	\$1,125	\$1,125	\$1,125	\$1,125	\$1,125
Total Public Works Administration:		\$1,031,780	\$1,109,123	\$1,135,798	\$1,178,343	\$1,178,343
Total Public Works Administration:		\$1,031,780	\$1,109,123	\$1,135,798	\$1,178,343	\$1,178,343
Total General Government:		\$1,031,780	\$1,109,123	\$1,135,798	\$1,178,343	\$1,178,343



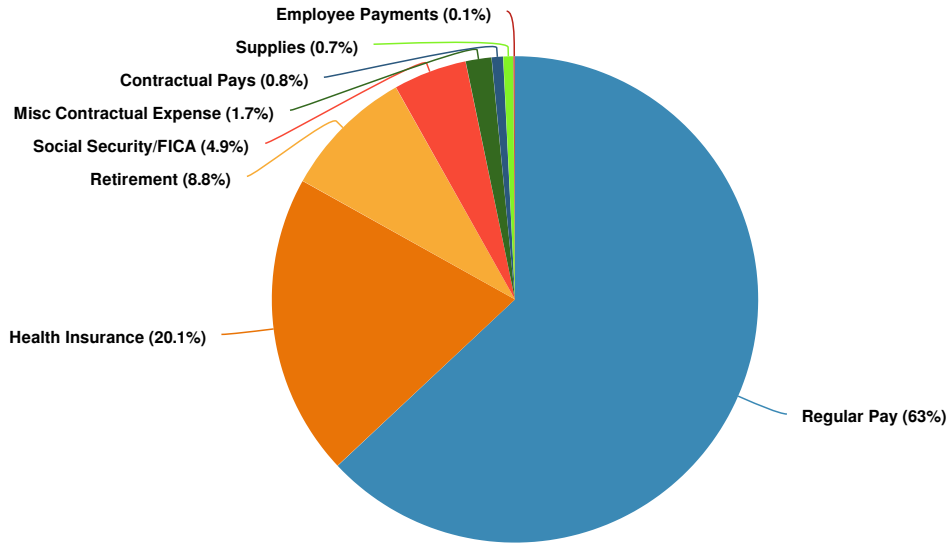
Name	Account ID	FY2020 Actual	FY2021 Adopted Budget	FY2021 Amended Budget	FY2022 Executive Budget	FY2022 Adopted Budget
Total Expenditures:		\$1,031,780	\$1,109,123	\$1,135,798	\$1,178,343	\$1,178,343



Expenditures by Expense Type

This section provides a summary of expenditures by type to provide context on categorical spending.

Budgeted Expenditures by Expense Type



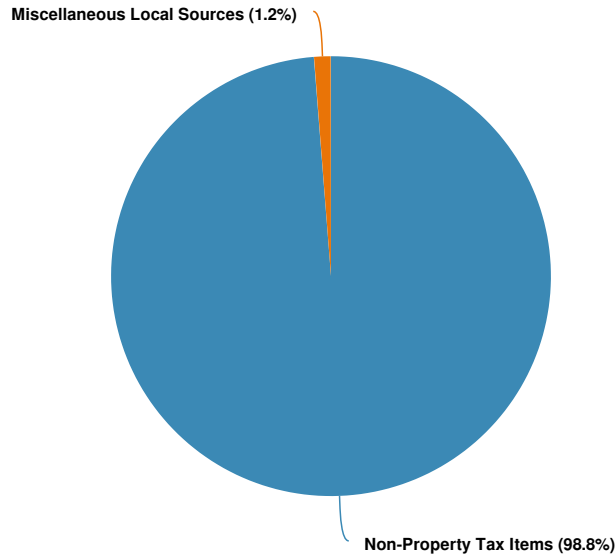
Name	FY2020 Actual	FY2021 Adopted Budget	FY2021 Amended Budget	FY2022 Executive Budget	FY2022 Adopted Budget
Expense Objects					
Regular Pay	\$654,265	\$669,597	\$685,362	\$742,601	\$742,601
Part Time Pay	\$11,480	\$0	\$0		\$0
Overtime Pay	\$0	\$500	\$300	\$0	\$0
Contractual Pays	\$12,500	\$14,000	\$21,700	\$8,978	\$8,978
Supplies	\$9,647	\$8,000	\$11,173	\$8,000	\$8,000
Conference Expenses			\$380	\$0	\$0
Travel			\$100	\$0	\$0
Misc Contractual Expense	\$135	\$20,300	\$19,920	\$20,300	\$20,300
Maintenance	\$0	\$250	\$250	\$0	\$0
Retirement	\$100,715	\$120,434	\$120,434	\$103,199	\$103,199
Social Security/FICA	\$51,434	\$52,334	\$52,471	\$57,496	\$57,496
Health Insurance	\$190,481	\$222,583	\$222,583	\$236,644	\$236,644
Employee Payments	\$1,125	\$1,125	\$1,125	\$1,125	\$1,125
Total Expense Objects:	\$1,031,780	\$1,109,123	\$1,135,798	\$1,178,343	\$1,178,343



Revenues by Source

This section provides a detailed listing of revenues by source and account.

Projected 2022 Revenues by Source



Name	Account ID	FY2020 Actual	FY2021 Adopted Budget	FY2021 Amended Budget	FY2022 Executive Budget	FY2022 Adopted Budget
Revenue Source						
Non-Property Tax Items						
Non-Property Tax Items Automobile Use Tax	AA.1490.1181-3100.1136	\$1,163,108	\$1,200,000	\$1,200,000	\$1,200,000	\$1,200,000
Total Non-Property Tax Items:		\$1,163,108	\$1,200,000	\$1,200,000	\$1,200,000	\$1,200,000
Miscellaneous Local Sources						
Miscellaneous Local Sources Unclassified Revenues	AA.1490.1181-3280.2770	\$1,400	\$15,000	\$15,000	\$15,000	\$15,000
Total Miscellaneous Local Sources:		\$1,400	\$15,000	\$15,000	\$15,000	\$15,000
Total Revenue Source:		\$1,164,508	\$1,215,000	\$1,215,000	\$1,215,000	\$1,215,000



Department Position Summary - DPW Administration (1490)

A1490		Public Works Administration			
Division	Position #	Title	2021 Adopted	2022 Executive Recommended	2022 Adopted
1181					
	14901000	DC PW BGCP	73,025	85,634	85,634
	14901001	DC DPW FIN	73,025	85,634	85,634
	14901002	SEC COM DPW	63,656	0	0
	14901002	AST TO COM DPW	0	72,527	72,527
	14901006	DC PW BGM	73,025	85,634	85,634
	14901013	SR AC/T	44,542	49,377	49,377
	14901015	JR ACCT	54,755	0	0
	14901015	ACCOUNTANT	0	67,613	67,613
	14901105	PARALEGAL	56,062	0	0
	14901105	AST DEP COM	0	68,268	68,268
	14901120	ACCOUNTANT	54,887	0	0
	14901120	PR AC CLK	0	52,289	52,289
	14901122	PR AC CLK	47,918	45,059	45,059
	14901220	SR AC/T	43,336	35,381	35,381
	14901240	ACC CLK	25,757	36,108	36,108
	14901384	ADM AST/T	<u>52,780</u>	<u>59,077</u>	<u>59,077</u>
	Total Full Time Salary		662,768	742,601	742,601
	Division Total		<u>662,768</u>	<u>742,601</u>	<u>742,601</u>
	Unassigned		<u>6,828</u>	<u>0</u>	<u>0</u>
	Department Total		669,596	742,601	742,601
	Total Benefited Employees		12	12	12

PL Notes:

14901002 - Title Change

14901015 - Title Change

14901105 - Title Change

14901120 - Title Change



Department of Public Works - Buildings and Grounds (1620)

Brendan Masterson
Commissioner

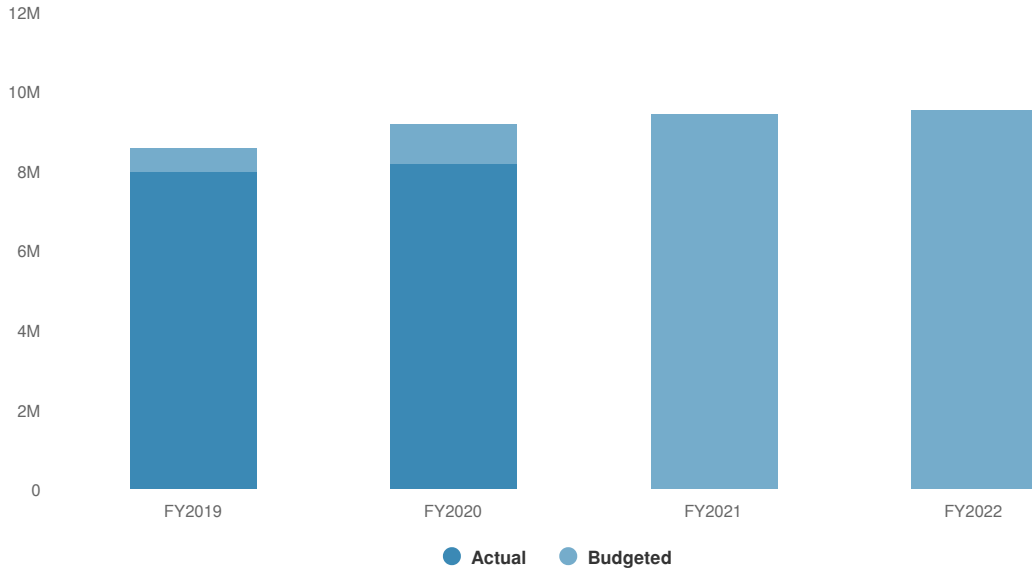


Expenditures Summary

The Expenditures Summary provides a comparison between the 2022 Adopted Budget and the 2021 Amended Budget.

\$9,547,028 **\$110,767**
(1.17% vs. prior year)

Department of Public Works - Buildings and Grounds (1620) Proposed and Historical Budget vs. Actual



Expenditures by Division and/or Account

This section provides expenditures by division and account to provide the necessary detail required as part of the Adopted Budget.

Name	Account ID	FY2020 Actual	FY2021 Adopted Budget	FY2021 Amended Budget	FY2022 Executive Budget	FY2022 Adopted Budget
Expenditures						
General Government						
Buildings						
Bldgs & Grounds Administration						
Regular Pay Regular Pay	AA.1620.1191-1300.1300	\$2,622,439	\$2,475,738	\$2,618,638	\$2,725,423	\$2,725,423
Part Time Pay Part Time Pay	AA.1620.1191-1400.1400	\$41,262	\$51,000	\$51,000	\$54,900	\$54,900
Overtime Pay Overtime Pay	AA.1620.1191-1410.1410	\$90,986	\$70,000	\$70,000	\$92,650	\$92,650
Contractual Pays Out of Title Pay	AA.1620.1191-1420.1450	\$17,757	\$6,000	\$6,000	\$7,000	\$7,000
Contractual Pays Retro Pay	AA.1620.1191-1420.1465	\$0	\$0	\$173,500		\$0
Other Equipment & Capital Outlays Building Equipment	AA.1620.1191-2300.2320	\$16,721	\$31,000	\$31,000	\$53,000	\$53,000
Other Equipment & Capital Outlays Other Equipment	AA.1620.1191-2300.2500	\$4,440	\$0	\$0		\$0
Supplies Auto Fuel	AA.1620.1191-4000.4000	\$24,257	\$30,000	\$30,000	\$32,000	\$32,000
Supplies Auto Parts	AA.1620.1191-4000.4005	\$742	\$2,000	\$2,000	\$2,000	\$2,000
Supplies Building & Maintenance	AA.1620.1191-4000.4010	\$9,397	\$4,000	\$4,000	\$6,000	\$6,000
Supplies Cleaning Supplies	AA.1620.1191-4000.4015	\$21,697	\$6,000	\$6,000	\$6,000	\$6,000
Supplies Other General	AA.1620.1191-4000.4030	\$45,237	\$65,000	\$62,000	\$65,000	\$65,000
Supplies Program	AA.1620.1191-4000.4040	\$6,698	\$12,000	\$9,000	\$9,000	\$9,000
Supplies Medical Supplies	AA.1620.1191-4000.4042	\$30,892	\$0	\$0		\$0
Supplies Safety	AA.1620.1191-4000.4045	\$1,465	\$1,500	\$1,500	\$1,500	\$1,500
Supplies Small Tools & Equipment	AA.1620.1191-4000.4050	\$4,510	\$7,500	\$7,500	\$9,500	\$9,500
Supplies Welding	AA.1620.1191-4000.4065	\$55	\$0	\$0		\$0
Supplies Tool Parts	AA.1620.1191-4000.4070	\$1,399	\$3,000	\$3,000	\$3,000	\$3,000
Building Maint & Repair Gas & Electricity	AA.1620.1191-4200.4200	\$474	\$3,500	\$3,500	\$3,500	\$3,500
Building Maint & Repair Fire Extinguisher Maintenance	AA.1620.1191-4200.4210	\$0	\$500	\$500	\$250	\$250
Building Maint & Repair Shredding/Recycling	AA.1620.1191-4200.4215	\$2,412	\$3,500	\$3,500	\$3,500	\$3,500



Name	Account ID	FY2020 Actual	FY2021 Adopted Budget	FY2021 Amended Budget	FY2022 Executive Budget	FY2022 Adopted Budget
Building Maint & Repair Generator Maintenance	AA.1620.1191-4200.4220	\$1,030	\$0	\$0		\$0
Building Maint & Repair Heating & Air Conditioning Maint	AA.1620.1191-4200.4225	\$1,524	\$0	\$0		\$0
Building Maint & Repair Janitorial Services	AA.1620.1191-4200.4235			\$0	\$2,280	\$2,280
Building Maint & Repair Other Fuels	AA.1620.1191-4200.4240	\$8,522	\$0	\$0		\$0
Building Maint & Repair Pest Control	AA.1620.1191-4200.4245	\$348	\$1,000	\$1,000	\$1,000	\$1,000
Building Maint & Repair Security & Alarm Maintenance	AA.1620.1191-4200.4250	\$117	\$0	\$0		\$0
Building Maint & Repair Water Usage Fee	AA.1620.1191-4200.4265			\$3,000	\$0	\$0
Building Maint & Repair Other Building Maint & Repair	AA.1620.1191-4200.4295	\$127,393	\$57,500	\$122,500	\$57,500	\$57,500
Professional Services Architectural	AA.1620.1191-4300.4330	\$1,260	\$50,000	\$25,000	\$50,000	\$95,000
Professional Services Education/Training	AA.1620.1191-4300.4345	\$2,404	\$0	\$0		\$0
Professional Services Engineering	AA.1620.1191-4300.4355	\$0	\$25,000	\$10,000	\$25,000	\$25,000
Professional Services Environmental	AA.1620.1191-4300.4360	\$195	\$50,000	\$25,000	\$50,000	\$50,000
Professional Services Other Fees	AA.1620.1191-4300.4505	\$341,780	\$78,000	\$94,560	\$78,000	\$78,000
Leases/Rental Equipment	AA.1620.1191-4570.4573	\$83,280	\$3,500	\$3,500	\$3,500	\$3,500
Conference Expenses Con Exp	AA.1620.1191-4580.4580	\$0	\$0	\$0	\$9,900	\$9,900
Travel Trvl	AA.1620.1191-4590.4590	\$104	\$500	\$500	\$2,500	\$2,500
Misc Contractual Expense Licenses & Certifications	AA.1620.1191-4600.4620	\$4,600	\$4,850	\$4,850	\$5,750	\$5,750
Misc Contractual Expense Periodicals	AA.1620.1191-4600.4635	\$0	\$350	\$350	\$0	\$0
Misc Contractual Expense Other	AA.1620.1191-4600.4660	\$17,666	\$10,000	\$10,000	\$10,000	\$10,000
Communication Expenses Equipment Rentals	AA.1620.1191-4670.4670	\$10,121	\$8,200	\$8,200	\$8,200	\$8,200
Maintenance Repair & Maintenance - Equipment	AA.1620.1191-4690.4695	\$1,937	\$2,500	\$2,500	\$2,500	\$2,500
Retirement Ret	AA.1620.1191-8000.8000	\$411,689	\$445,289	\$445,289	\$363,400	\$363,400
Social Security/FICA SS/FICA	AA.1620.1191-8010.8010	\$201,563	\$199,110	\$212,800	\$220,318	\$220,318
Health Insurance Dental	AA.1620.1191-8020.8020	\$44,012	\$50,872	\$50,872	\$52,849	\$52,849
Health Insurance Hospital & Medical	AA.1620.1191-8020.8035	\$932,973	\$962,180	\$962,180	\$1,004,650	\$1,004,650
Health Insurance Optical	AA.1620.1191-8020.8055	\$10,091	\$7,124	\$7,124	\$7,401	\$7,401



Name	Account ID	FY2020 Actual	FY2021 Adopted Budget	FY2021 Amended Budget	FY2022 Executive Budget	FY2022 Adopted Budget
Employee Payments Uniform Allowance	AA.1620.1191-8060.8075	\$14,006	\$14,725	\$14,725	\$17,550	\$17,550
Total Bldgs & Grounds Administration:		\$5,159,456	\$4,742,938	\$5,086,588	\$5,046,521	\$5,091,521
DPW Quarry & Sub-Stations						
Other Equipment & Capital Outlays Building Equipment	AA.1620.1192-2300.2320	\$0	\$15,000	\$32,147	\$55,000	\$55,000
Supplies Building & Maintenance	AA.1620.1192-4000.4010	\$1,418	\$5,000	\$5,000	\$5,000	\$5,000
Supplies Cleaning Supplies	AA.1620.1192-4000.4015	\$1,248	\$1,000	\$1,262	\$1,250	\$1,250
Supplies Other General	AA.1620.1192-4000.4030	\$2,181	\$4,000	\$4,000	\$5,000	\$5,000
Supplies Safety	AA.1620.1192-4000.4045	\$197	\$0	\$0		\$0
Supplies Tool Parts	AA.1620.1192-4000.4070	\$66	\$0	\$0		\$0
Building Maint & Repair Gas & Electricity	AA.1620.1192-4200.4200	\$76,986	\$100,000	\$100,000	\$120,000	\$120,000
Building Maint & Repair Fire Extinguisher Maintenance	AA.1620.1192-4200.4210	\$0	\$1,400	\$1,400	\$1,400	\$1,400
Building Maint & Repair Shredding/Recycling	AA.1620.1192-4200.4215	\$14,590	\$20,000	\$20,000	\$20,000	\$20,000
Building Maint & Repair Generator Maintenance	AA.1620.1192-4200.4220	\$3,161	\$6,000	\$6,000	\$6,000	\$6,000
Building Maint & Repair Heating & Air Conditioning Maint	AA.1620.1192-4200.4225	\$1,778	\$3,500	\$3,500	\$3,500	\$3,500
Building Maint & Repair Heating Fuel	AA.1620.1192-4200.4230	\$7,507	\$15,000	\$15,000	\$15,000	\$15,000
Building Maint & Repair Janitorial Services	AA.1620.1192-4200.4235	\$2,340	\$2,000	\$2,000	\$3,000	\$3,000
Building Maint & Repair Other Fuels	AA.1620.1192-4200.4240	\$18,487	\$40,000	\$40,000	\$35,000	\$35,000
Building Maint & Repair Pest Control	AA.1620.1192-4200.4245	\$3,744	\$4,500	\$4,500	\$5,000	\$5,000
Building Maint & Repair Security & Alarm Maintenance	AA.1620.1192-4200.4250	\$680	\$2,000	\$2,000	\$2,500	\$2,500
Building Maint & Repair Water Usage Fee	AA.1620.1192-4200.4265	\$5,515	\$5,500	\$5,500	\$7,500	\$7,500
Building Maint & Repair Other Building Maint & Repair	AA.1620.1192-4200.4295	\$24,719	\$60,000	\$60,000	\$60,000	\$60,000
Professional Services Other Fees	AA.1620.1192-4300.4505	\$0	\$500	\$500	\$500	\$500
Leases/Rental Equipment	AA.1620.1192-4570.4573	\$3,338	\$3,400	\$3,400	\$3,400	\$3,400
Communication Expenses Telephone Services	AA.1620.1192-4670.4680	\$807	\$800	\$800	\$810	\$810
Total DPW Quarry & Sub-Stations:		\$168,760	\$289,600	\$307,010	\$349,860	\$349,860
Bldgs 74 John St-Persen House						



Name	Account ID	FY2020 Actual	FY2021 Adopted Budget	FY2021 Amended Budget	FY2022 Executive Budget	FY2022 Adopted Budget
Supplies Building & Maintenance	AA.1620.1193-4000.4010	\$18	\$600	\$600	\$600	\$600
Supplies Other General	AA.1620.1193-4000.4030	\$36	\$200	\$200	\$200	\$200
Building Maint & Repair Gas & Electricity	AA.1620.1193-4200.4200	\$427	\$1,100	\$1,100	\$1,100	\$1,100
Building Maint & Repair Fire Extinguisher Maintenance	AA.1620.1193-4200.4210	\$0	\$100	\$100	\$100	\$100
Building Maint & Repair Pest Control	AA.1620.1193-4200.4245	\$180	\$180	\$180	\$275	\$275
Building Maint & Repair Security & Alarm Maintenance	AA.1620.1193-4200.4250	\$755	\$1,000	\$1,000	\$1,000	\$1,000
Building Maint & Repair Water Usage Fee	AA.1620.1193-4200.4265	\$198	\$250	\$250	\$250	\$250
Building Maint & Repair Other Building Maint & Repair	AA.1620.1193-4200.4295	\$0	\$2,000	\$2,000	\$2,000	\$2,000
Total Bldgs 74 John St-Persen House:		\$1,615	\$5,430	\$5,430	\$5,525	\$5,525
Bldgs 285 Wall St. Court House						
Other Equipment & Capital Outlays Building Equipment	AA.1620.1194-2300.2320	\$0	\$0	\$0	\$5,000	\$5,000
Supplies Building & Maintenance	AA.1620.1194-4000.4010	\$4,996	\$10,000	\$10,202	\$10,000	\$10,000
Supplies Cleaning Supplies	AA.1620.1194-4000.4015	\$641	\$2,000	\$2,000	\$20,000	\$20,000
Supplies Other General	AA.1620.1194-4000.4030	\$4,557	\$3,500	\$3,500	\$3,500	\$3,500
Supplies Small Tools & Equipment	AA.1620.1194-4000.4050	\$397	\$1,000	\$1,000	\$1,000	\$1,000
Supplies Tool Parts	AA.1620.1194-4000.4070	\$22	\$0	\$0		\$0
Building Maint & Repair Gas & Electricity	AA.1620.1194-4200.4200	\$85,005	\$100,000	\$100,000	\$115,000	\$115,000
Building Maint & Repair Elevator Maintenance	AA.1620.1194-4200.4205	\$3,543	\$4,600	\$4,600	\$9,250	\$9,250
Building Maint & Repair Fire Extinguisher Maintenance	AA.1620.1194-4200.4210	\$0	\$200	\$200	\$250	\$250
Building Maint & Repair Shredding/Recycling	AA.1620.1194-4200.4215	\$2,532	\$3,500	\$3,500	\$3,000	\$3,000
Building Maint & Repair Generator Maintenance	AA.1620.1194-4200.4220	\$689	\$1,500	\$1,500	\$1,500	\$1,500
Building Maint & Repair Heating & Air Conditioning Maint	AA.1620.1194-4200.4225	\$34,882	\$35,000	\$35,000	\$35,000	\$35,000
Building Maint & Repair Janitorial Services	AA.1620.1194-4200.4235	\$0	\$1,000	\$1,000	\$1,000	\$1,000
Building Maint & Repair Pest Control	AA.1620.1194-4200.4245	\$384	\$500	\$500	\$500	\$500
Building Maint & Repair Security & Alarm Maintenance	AA.1620.1194-4200.4250	\$3,067	\$3,820	\$3,820	\$3,800	\$3,800
Building Maint & Repair Water Usage Fee	AA.1620.1194-4200.4265	\$4,936	\$5,000	\$5,000	\$5,000	\$5,000



Name	Account ID	FY2020 Actual	FY2021 Adopted Budget	FY2021 Amended Budget	FY2022 Executive Budget	FY2022 Adopted Budget
Building Maint & Repair Other Building Maint & Repair	AA.1620.1194- 4200.4295	\$8,348	\$46,500	\$45,650	\$45,000	\$45,000
Professional Services Environmental	AA.1620.1194- 4300.4360	\$1,790	\$1,000	\$1,000	\$1,000	\$1,000
Leases/Rental Equipment	AA.1620.1194- 4570.4573	\$1,067	\$0	\$850	\$0	\$0
Misc Contractual Expense Other	AA.1620.1194- 4600.4660	\$3,500	\$0	\$0		\$0
Maintenance Repair & Maintenance - Equipment	AA.1620.1194- 4690.4695	\$0	\$1,500	\$1,500	\$1,500	\$1,500
Total Bldgs 285 Wall St. Court House:		\$160,355	\$220,620	\$220,822	\$261,300	\$261,300
Bldgs 244 Fair St. - COB						
Other Equipment & Capital Outlays Building Equipment	AA.1620.1195- 2300.2320	\$20,376	\$20,000	\$20,000	\$22,000	\$22,000
Supplies Building & Maintenance	AA.1620.1195- 4000.4010	\$3,998	\$7,000	\$7,000	\$7,000	\$7,000
Supplies Cleaning Supplies	AA.1620.1195- 4000.4015	\$429	\$2,000	\$2,000	\$2,000	\$2,000
Supplies Other General	AA.1620.1195- 4000.4030	\$6,453	\$10,000	\$10,000	\$10,000	\$10,000
Supplies Small Tools & Equipment	AA.1620.1195- 4000.4050	\$1,621	\$2,000	\$2,000	\$2,000	\$2,000
Supplies Tool Parts	AA.1620.1195- 4000.4070	\$167	\$1,000	\$1,000	\$1,000	\$1,000
Building Maint & Repair Gas & Electricity	AA.1620.1195- 4200.4200	\$92,910	\$125,000	\$125,000	\$125,000	\$125,000
Building Maint & Repair Elevator Maintenance	AA.1620.1195- 4200.4205	\$2,412	\$5,500	\$5,500	\$11,000	\$11,000
Building Maint & Repair Fire Extinguisher Maintenance	AA.1620.1195- 4200.4210	\$0	\$750	\$750	\$750	\$750
Building Maint & Repair Shredding/Recycling	AA.1620.1195- 4200.4215	\$4,513	\$5,700	\$5,700	\$5,700	\$5,700
Building Maint & Repair Generator Maintenance	AA.1620.1195- 4200.4220	\$1,270	\$1,800	\$1,800	\$1,800	\$1,800
Building Maint & Repair Heating & Air Conditioning Maint	AA.1620.1195- 4200.4225	\$33,184	\$50,000	\$50,000	\$50,000	\$50,000
Building Maint & Repair Janitorial Services	AA.1620.1195- 4200.4235	\$25,200	\$45,000	\$45,000	\$40,000	\$40,000
Building Maint & Repair Pest Control	AA.1620.1195- 4200.4245	\$456	\$500	\$500	\$600	\$600
Building Maint & Repair Security & Alarm Maintenance	AA.1620.1195- 4200.4250	\$9,980	\$13,000	\$13,000	\$13,000	\$13,000
Building Maint & Repair Water Usage Fee	AA.1620.1195- 4200.4265	\$7,757	\$11,000	\$11,000	\$11,000	\$11,000
Building Maint & Repair Window Cleaning	AA.1620.1195- 4200.4270	\$0	\$5,000	\$5,000	\$5,000	\$5,000
Building Maint & Repair Other Building Maint & Repair	AA.1620.1195- 4200.4295	\$20,121	\$30,000	\$27,000	\$30,000	\$30,000
Professional Services Environmental	AA.1620.1195- 4300.4360	\$0	\$1,500	\$1,500	\$1,500	\$1,500



Name	Account ID	FY2020 Actual	FY2021 Adopted Budget	FY2021 Amended Budget	FY2022 Executive Budget	FY2022 Adopted Budget
Leases/Rental Equipment	AA.1620.1195-4570.4573	\$1,607	\$2,000	\$2,000	\$1,500	\$1,500
Maintenance Repair & Maintenance - Equipment	AA.1620.1195-4690.4695	\$129	\$1,500	\$1,500	\$1,500	\$1,500
Total Bldgs 244 Fair St. - COB:		\$232,583	\$340,250	\$337,250	\$342,350	\$342,350
Bldgs 25 S Manor - Info Services						
Other Equipment & Capital Outlays Building Equipment	AA.1620.1197-2300.2320	\$0	\$14,000	\$5,350	\$15,500	\$15,500
Supplies Building & Maintenance	AA.1620.1197-4000.4010	\$665	\$750	\$750	\$750	\$750
Supplies Cleaning Supplies	AA.1620.1197-4000.4015	\$53	\$250	\$250	\$250	\$250
Supplies Other General	AA.1620.1197-4000.4030	\$535	\$1,500	\$1,500	\$1,500	\$1,500
Building Maint & Repair Gas & Electricity	AA.1620.1197-4200.4200	\$35,678	\$75,000	\$75,000	\$75,000	\$75,000
Building Maint & Repair Fire Extinguisher Maintenance	AA.1620.1197-4200.4210	\$1,825	\$2,000	\$2,000	\$2,000	\$2,000
Building Maint & Repair Shredding/Recycling	AA.1620.1197-4200.4215	\$1,746	\$2,200	\$2,200	\$2,200	\$2,200
Building Maint & Repair Generator Maintenance	AA.1620.1197-4200.4220	\$700	\$1,200	\$1,200	\$1,200	\$1,200
Building Maint & Repair Heating & Air Conditioning Maint	AA.1620.1197-4200.4225	\$2,394	\$12,500	\$12,500	\$12,500	\$12,500
Building Maint & Repair Janitorial Services	AA.1620.1197-4200.4235	\$5,880	\$6,500	\$6,500	\$6,500	\$6,500
Building Maint & Repair Pest Control	AA.1620.1197-4200.4245	\$464	\$400	\$400	\$400	\$400
Building Maint & Repair Security & Alarm Maintenance	AA.1620.1197-4200.4250	\$1,383	\$2,000	\$2,000	\$2,000	\$2,000
Building Maint & Repair Water Usage Fee	AA.1620.1197-4200.4265	\$2,379	\$2,000	\$2,000	\$2,500	\$2,500
Building Maint & Repair Other Building Maint & Repair	AA.1620.1197-4200.4295	\$3,471	\$7,500	\$7,500	\$7,500	\$7,500
Professional Services Engineering	AA.1620.1197-4300.4355			\$8,650	\$0	\$0
Professional Services Environmental	AA.1620.1197-4300.4360	\$0	\$100	\$100	\$100	\$100
Total Bldgs 25 S Manor - Info Services:		\$57,172	\$127,900	\$127,900	\$129,900	\$129,900
Bldgs 17 Pearl - Environment						
Other Equipment & Capital Outlays Building Equipment	AA.1620.1198-2300.2320	\$8,095	\$2,500	\$2,500	\$2,500	\$2,500
Supplies Building & Maintenance	AA.1620.1198-4000.4010	\$54	\$400	\$400	\$400	\$400
Supplies Cleaning Supplies	AA.1620.1198-4000.4015	\$102	\$250	\$250	\$250	\$250
Supplies Other General	AA.1620.1198-4000.4030	\$30	\$250	\$250	\$250	\$250



Name	Account ID	FY2020 Actual	FY2021 Adopted Budget	FY2021 Amended Budget	FY2022 Executive Budget	FY2022 Adopted Budget
Building Maint & Repair Gas & Electricity	AA.1620.1198-4200.4200	\$4,780	\$5,000	\$5,000	\$5,000	\$5,000
Building Maint & Repair Fire Extinguisher Maintenance	AA.1620.1198-4200.4210	\$0	\$100	\$100	\$125	\$125
Building Maint & Repair Pest Control	AA.1620.1198-4200.4245	\$240	\$300	\$300	\$400	\$400
Building Maint & Repair Security & Alarm Maintenance	AA.1620.1198-4200.4250	\$630	\$800	\$800	\$800	\$800
Building Maint & Repair Water Usage Fee	AA.1620.1198-4200.4265	\$330	\$300	\$300	\$450	\$450
Building Maint & Repair Other Building Maint & Repair	AA.1620.1198-4200.4295	\$3,100	\$750	\$1,000	\$750	\$750
Professional Services Environmental	AA.1620.1198-4300.4360	\$0	\$350	\$350	\$350	\$350
Total Bldgs 17 Pearl - Environment:		\$17,361	\$11,000	\$11,250	\$11,275	\$11,275
Bldgs 1 Pearl - Crime Victims						
Other Equipment & Capital Outlays Building Equipment	AA.1620.1199-2300.2320	\$0	\$4,500	\$23,660	\$4,500	\$4,500
Supplies Building & Maintenance	AA.1620.1199-4000.4010	\$54	\$250	\$250	\$250	\$250
Supplies Cleaning Supplies	AA.1620.1199-4000.4015	\$107	\$0	\$0		\$0
Supplies Other General	AA.1620.1199-4000.4030	\$634	\$1,500	\$1,500	\$1,500	\$1,500
Building Maint & Repair Gas & Electricity	AA.1620.1199-4200.4200	\$8,367	\$14,000	\$14,000	\$14,000	\$14,000
Building Maint & Repair Fire Extinguisher Maintenance	AA.1620.1199-4200.4210	\$0	\$100	\$100	\$100	\$100
Building Maint & Repair Heating & Air Conditioning Maint	AA.1620.1199-4200.4225	\$0	\$700	\$700	\$700	\$700
Building Maint & Repair Pest Control	AA.1620.1199-4200.4245	\$240	\$300	\$300	\$400	\$400
Building Maint & Repair Security & Alarm Maintenance	AA.1620.1199-4200.4250	\$1,228	\$1,800	\$1,800	\$1,800	\$1,800
Building Maint & Repair Water Usage Fee	AA.1620.1199-4200.4265	\$449	\$700	\$700	\$700	\$700
Building Maint & Repair Other Building Maint & Repair	AA.1620.1199-4200.4295	\$0	\$5,000	\$5,000	\$5,000	\$5,000
Total Bldgs 1 Pearl - Crime Victims:		\$11,078	\$28,850	\$48,010	\$28,950	\$28,950
Bldgs 313 Shamrock - DPW						
Supplies Building & Maintenance	AA.1620.1200-4000.4010	\$604	\$2,500	\$2,500	\$2,500	\$2,500
Supplies Cleaning Supplies	AA.1620.1200-4000.4015	\$243	\$400	\$400	\$400	\$400
Supplies Other General	AA.1620.1200-4000.4030	\$477	\$2,000	\$2,000	\$2,000	\$2,000
Building Maint & Repair Gas & Electricity	AA.1620.1200-4200.4200	\$25,088	\$27,000	\$27,000	\$27,000	\$27,000



Name	Account ID	FY2020 Actual	FY2021 Adopted Budget	FY2021 Amended Budget	FY2022 Executive Budget	FY2022 Adopted Budget
Building Maint & Repair Elevator Maintenance	AA.1620.1200-4200.4205	\$1,383	\$2,500	\$2,500	\$5,500	\$5,500
Building Maint & Repair Fire Extinguisher Maintenance	AA.1620.1200-4200.4210	\$0	\$200	\$200	\$200	\$200
Building Maint & Repair Shredding/Recycling	AA.1620.1200-4200.4215	\$1,266	\$1,850	\$1,850	\$1,400	\$1,400
Building Maint & Repair Generator Maintenance	AA.1620.1200-4200.4220	\$1,735	\$0	\$0	\$500	\$500
Building Maint & Repair Heating & Air Conditioning Maint	AA.1620.1200-4200.4225	\$5,475	\$7,000	\$7,000	\$7,000	\$7,000
Building Maint & Repair Pest Control	AA.1620.1200-4200.4245	\$264	\$300	\$300	\$300	\$300
Building Maint & Repair Security & Alarm Maintenance	AA.1620.1200-4200.4250	\$1,514	\$1,400	\$1,400	\$1,400	\$1,400
Building Maint & Repair Water Usage Fee	AA.1620.1200-4200.4265	\$6,516	\$2,000	\$2,000	\$2,200	\$2,200
Building Maint & Repair Other Building Maint & Repair	AA.1620.1200-4200.4295	\$750	\$3,500	\$3,400	\$3,500	\$3,500
Communication Expenses Telephone Services	AA.1620.1200-4670.4680	\$800	\$900	\$1,000	\$900	\$900
Total Bldgs 313 Shamrock - DPW:		\$46,115	\$51,550	\$51,550	\$54,800	\$54,800
Bldgs 61 GH Drive - Jail(Former)						
Supplies Building & Maintenance	AA.1620.1201-4000.4010	\$144	\$400	\$400	\$0	\$0
Supplies Cleaning Supplies	AA.1620.1201-4000.4015	\$160	\$100	\$100	\$0	\$0
Supplies Other General	AA.1620.1201-4000.4030	\$99	\$100	\$100	\$0	\$0
Building Maint & Repair Gas & Electricity	AA.1620.1201-4200.4200	\$29,005	\$48,000	\$48,000	\$48,000	\$48,000
Building Maint & Repair Fire Extinguisher Maintenance	AA.1620.1201-4200.4210	\$0	\$200	\$200	\$0	\$0
Building Maint & Repair Generator Maintenance	AA.1620.1201-4200.4220	\$0	\$650	\$650	\$0	\$0
Building Maint & Repair Heating & Air Conditioning Maint	AA.1620.1201-4200.4225	\$0	\$2,000	\$2,000	\$0	\$0
Building Maint & Repair Pest Control	AA.1620.1201-4200.4245	\$360	\$500	\$500	\$0	\$0
Building Maint & Repair Security & Alarm Maintenance	AA.1620.1201-4200.4250	\$1,148	\$2,000	\$2,000	\$0	\$0
Building Maint & Repair Water Usage Fee	AA.1620.1201-4200.4265	\$5,064	\$5,000	\$5,000	\$5,000	\$5,000
Building Maint & Repair Other Building Maint & Repair	AA.1620.1201-4200.4295	\$210	\$3,000	\$3,000	\$0	\$0
Professional Services Environmental	AA.1620.1201-4300.4360	\$0	\$1,500	\$1,500	\$0	\$0
Total Bldgs 61 GH Drive - Jail(Former):		\$36,191	\$63,450	\$63,450	\$53,000	\$53,000
Bldgs 50 Center St-Trudy Resnick						



Name	Account ID	FY2020 Actual	FY2021 Adopted Budget	FY2021 Amended Budget	FY2022 Executive Budget	FY2022 Adopted Budget
Other Equipment & Capital Outlays Other Equipment	AA.1620.1202- 2300.2500	\$0		\$0	\$15,000	\$15,000
Supplies Building & Maintenance	AA.1620.1202- 4000.4010	\$1,198	\$2,000	\$2,000	\$2,000	\$2,000
Supplies Cleaning Supplies	AA.1620.1202- 4000.4015	\$50	\$0	\$0		\$0
Supplies Other General	AA.1620.1202- 4000.4030	\$1,420	\$1,250	\$1,250	\$1,500	\$1,500
Supplies Small Tools & Equipment	AA.1620.1202- 4000.4050	\$479	\$1,000	\$1,000	\$800	\$800
Supplies Tool Parts	AA.1620.1202- 4000.4070	\$74	\$200	\$200	\$200	\$200
Building Maint & Repair Gas & Electricity	AA.1620.1202- 4200.4200	\$25,365	\$30,000	\$30,000	\$30,000	\$30,000
Building Maint & Repair Elevator Maintenance	AA.1620.1202- 4200.4205	\$1,259	\$2,500	\$2,500	\$4,000	\$4,000
Building Maint & Repair Fire Extinguisher Maintenance	AA.1620.1202- 4200.4210	\$0	\$200	\$200	\$200	\$200
Building Maint & Repair Shredding/Recycling	AA.1620.1202- 4200.4215	\$946	\$1,300	\$1,300	\$1,100	\$1,100
Building Maint & Repair Generator Maintenance	AA.1620.1202- 4200.4220	\$590	\$1,350	\$1,350	\$1,350	\$1,350
Building Maint & Repair Heating & Air Conditioning Maint	AA.1620.1202- 4200.4225	\$5,324	\$8,000	\$8,000	\$8,000	\$8,000
Building Maint & Repair Heating Fuel	AA.1620.1202- 4200.4230	\$14,905	\$25,000	\$25,000	\$27,500	\$27,500
Building Maint & Repair Janitorial Services	AA.1620.1202- 4200.4235	\$20,400	\$25,600	\$25,600	\$23,000	\$23,000
Building Maint & Repair Pest Control	AA.1620.1202- 4200.4245	\$300	\$375	\$375	\$500	\$500
Building Maint & Repair Security & Alarm Maintenance	AA.1620.1202- 4200.4250	\$3,182	\$3,700	\$3,700	\$3,700	\$3,700
Building Maint & Repair Water Usage Fee	AA.1620.1202- 4200.4265	\$1,739	\$2,700	\$2,700	\$2,700	\$2,700
Building Maint & Repair Other Building Maint & Repair	AA.1620.1202- 4200.4295	\$996	\$6,000	\$6,000	\$6,000	\$6,000
Professional Services Environmental	AA.1620.1202- 4300.4360	\$0	\$200	\$200	\$200	\$200
Professional Services Other Fees	AA.1620.1202- 4300.4505	\$425	\$0	\$0		\$0
Maintenance Repair & Maintenance - Equipment	AA.1620.1202- 4690.4695	\$1,066	\$250	\$250	\$250	\$250
Total Bldgs 50 Center St-Trudy Resnick:		\$79,718	\$111,625	\$111,625	\$128,000	\$128,000
Bldgs 238 GH Lane-Emerg Serv/911						
Other Equipment & Capital Outlays Building Equipment	AA.1620.1203- 2300.2320	\$2,468	\$8,000	\$8,000	\$15,000	\$15,000
Supplies Building & Maintenance	AA.1620.1203- 4000.4010	\$352	\$1,000	\$1,000	\$1,000	\$1,000



Name	Account ID	FY2020 Actual	FY2021 Adopted Budget	FY2021 Amended Budget	FY2022 Executive Budget	FY2022 Adopted Budget
Supplies Cleaning Supplies	AA.1620.1203-4000.4015	\$103	\$0	\$0		\$0
Supplies Other General	AA.1620.1203-4000.4030	\$1,795	\$1,500	\$1,500	\$3,000	\$3,000
Supplies Tool Parts	AA.1620.1203-4000.4070	\$12	\$0	\$0		\$0
Building Maint & Repair Gas & Electricity	AA.1620.1203-4200.4200	\$21,217	\$25,000	\$25,000	\$27,000	\$27,000
Building Maint & Repair Fire Extinguisher Maintenance	AA.1620.1203-4200.4210	\$0	\$75	\$75	\$75	\$75
Building Maint & Repair Generator Maintenance	AA.1620.1203-4200.4220	\$5,560	\$2,500	\$2,500	\$2,500	\$2,500
Building Maint & Repair Heating & Air Conditioning Maint	AA.1620.1203-4200.4225	\$0	\$3,500	\$3,500	\$3,500	\$3,500
Building Maint & Repair Janitorial Services	AA.1620.1203-4200.4235	\$3,600	\$7,500	\$7,500	\$6,000	\$6,000
Building Maint & Repair Other Fuels	AA.1620.1203-4200.4240	\$438	\$500	\$500	\$750	\$750
Building Maint & Repair Pest Control	AA.1620.1203-4200.4245	\$816	\$400	\$400	\$400	\$400
Building Maint & Repair Security & Alarm Maintenance	AA.1620.1203-4200.4250	\$300	\$500	\$500	\$500	\$500
Building Maint & Repair Water Usage Fee	AA.1620.1203-4200.4265	\$974	\$1,000	\$1,000	\$1,000	\$1,000
Building Maint & Repair Other Building Maint & Repair	AA.1620.1203-4200.4295	\$431	\$1,500	\$10,500	\$1,500	\$1,500
Total Bldgs 238 GH Lane-Emerg Serv/911:		\$38,065	\$52,975	\$61,975	\$62,225	\$62,225
Bldgs 239 GH Lane-Mental Health						
Other Equipment & Capital Outlays Building Equipment	AA.1620.1204-2300.2320	\$8,535	\$6,000	\$6,000	\$13,000	\$13,000
Supplies Building & Maintenance	AA.1620.1204-4000.4010	\$2,405	\$5,500	\$5,500	\$5,500	\$5,500
Supplies Cleaning Supplies	AA.1620.1204-4000.4015	\$171	\$200	\$200	\$500	\$500
Supplies Other General	AA.1620.1204-4000.4030	\$1,240	\$3,000	\$3,000	\$3,000	\$3,000
Supplies Small Tools & Equipment	AA.1620.1204-4000.4050	\$70	\$750	\$750	\$750	\$750
Supplies Tool Parts	AA.1620.1204-4000.4070	\$120	\$100	\$100	\$200	\$200
Building Maint & Repair Gas & Electricity	AA.1620.1204-4200.4200	\$64,699	\$85,000	\$85,000	\$85,000	\$85,000
Building Maint & Repair Elevator Maintenance	AA.1620.1204-4200.4205	\$2,768	\$6,000	\$6,000	\$8,500	\$8,500
Building Maint & Repair Fire Extinguisher Maintenance	AA.1620.1204-4200.4210	\$825	\$300	\$300	\$300	\$300
Building Maint & Repair Shredding/Recycling	AA.1620.1204-4200.4215	\$3,859	\$5,000	\$5,000	\$5,000	\$5,000



Name	Account ID	FY2020 Actual	FY2021 Adopted Budget	FY2021 Amended Budget	FY2022 Executive Budget	FY2022 Adopted Budget
Building Maint & Repair Generator Maintenance	AA.1620.1204-4200.4220	\$1,350	\$1,000	\$1,000	\$1,000	\$1,000
Building Maint & Repair Heating & Air Conditioning Maint	AA.1620.1204-4200.4225	\$24,758	\$30,000	\$30,000	\$30,000	\$30,000
Building Maint & Repair Janitorial Services	AA.1620.1204-4200.4235	\$29,400	\$40,000	\$40,000	\$35,000	\$35,000
Building Maint & Repair Other Fuels	AA.1620.1204-4200.4240	\$0	\$100	\$100	\$100	\$100
Building Maint & Repair Pest Control	AA.1620.1204-4200.4245	\$6,200	\$600	\$600	\$600	\$600
Building Maint & Repair Security & Alarm Maintenance	AA.1620.1204-4200.4250	\$5,617	\$7,500	\$7,500	\$7,500	\$7,500
Building Maint & Repair Water Usage Fee	AA.1620.1204-4200.4265	\$4,083	\$6,500	\$6,500	\$6,500	\$6,500
Building Maint & Repair Other Building Maint & Repair	AA.1620.1204-4200.4295	\$1,415	\$10,000	\$10,000	\$10,000	\$10,000
Professional Services Environmental	AA.1620.1204-4300.4360	\$0	\$150	\$150	\$150	\$150
Maintenance Repair & Maintenance - Equipment	AA.1620.1204-4690.4695	\$207	\$1,000	\$1,000	\$1,000	\$1,000
Total Bldgs 239 GH Lane-Mental Health:		\$157,722	\$208,700	\$208,700	\$213,600	\$213,600
Bldgs 232 GH Lane-Safety(Former)						
Building Maint & Repair Gas & Electricity	AA.1620.1205-4200.4200	\$504	\$800	\$800	\$800	\$800
Building Maint & Repair Fire Extinguisher Maintenance	AA.1620.1205-4200.4210	\$0	\$0	\$0	\$50	\$50
Building Maint & Repair Pest Control	AA.1620.1205-4200.4245	\$216	\$300	\$300	\$300	\$300
Building Maint & Repair Other Building Maint & Repair	AA.1620.1205-4200.4295	\$16	\$0	\$0		\$0
Total Bldgs 232 GH Lane-Safety(Former):		\$736	\$1,100	\$1,100	\$1,150	\$1,150
Bldgs 125 Maxwell Lane-Cent Auto						
Other Equipment & Capital Outlays Building Equipment	AA.1620.1207-2300.2320		\$10,000	\$10,000	\$0	\$0
Supplies Building & Maintenance	AA.1620.1207-4000.4010	\$135	\$100	\$100	\$0	\$0
Supplies Cleaning Supplies	AA.1620.1207-4000.4015	\$53	\$100	\$100	\$0	\$0
Supplies Other General	AA.1620.1207-4000.4030	\$0	\$100	\$100	\$0	\$0
Building Maint & Repair Gas & Electricity	AA.1620.1207-4200.4200	\$5,055	\$6,000	\$6,000	\$1,000	\$1,000
Building Maint & Repair Shredding/Recycling	AA.1620.1207-4200.4215	\$733	\$1,300	\$1,300	\$0	\$0
Building Maint & Repair Heating Fuel	AA.1620.1207-4200.4230	\$3,038	\$6,000	\$6,000	\$0	\$0



Name	Account ID	FY2020 Actual	FY2021 Adopted Budget	FY2021 Amended Budget	FY2022 Executive Budget	FY2022 Adopted Budget
Building Maint & Repair Pest Control	AA.1620.1207-4200.4245	\$198	\$500	\$500	\$0	\$0
Building Maint & Repair Security & Alarm Maintenance	AA.1620.1207-4200.4250	\$760	\$1,000	\$1,000	\$0	\$0
Building Maint & Repair Water Usage Fee	AA.1620.1207-4200.4265	\$121	\$250	\$250	\$0	\$0
Building Maint & Repair Other Building Maint & Repair	AA.1620.1207-4200.4295	\$0	\$700	\$700	\$2,000	\$2,000
Leases/Rental Real Property	AA.1620.1207-4570.4575	\$33,366	\$37,000	\$37,000	\$16,000	\$16,000
Total Bldgs 125 Maxwell Lane-Cent Auto:		\$43,459	\$63,050	\$63,050	\$19,000	\$19,000
Bldgs 63 GH Drive - Comm Corr						
Other Equipment & Capital Outlays Building Equipment	AA.1620.1208-2300.2320	\$0	\$8,000	\$8,000	\$0	\$0
Supplies Building & Maintenance	AA.1620.1208-4000.4010	\$65	\$250	\$250	\$0	\$0
Supplies Cleaning Supplies	AA.1620.1208-4000.4015	\$72	\$0	\$0		\$0
Supplies Other General	AA.1620.1208-4000.4030	\$279	\$250	\$250	\$0	\$0
Building Maint & Repair Gas & Electricity	AA.1620.1208-4200.4200	\$10,813	\$15,000	\$15,000	\$15,000	\$15,000
Building Maint & Repair Fire Extinguisher Maintenance	AA.1620.1208-4200.4210	\$0	\$100	\$100	\$0	\$0
Building Maint & Repair Shredding/Recycling	AA.1620.1208-4200.4215	\$1,959	\$2,700	\$2,700	\$0	\$0
Building Maint & Repair Generator Maintenance	AA.1620.1208-4200.4220	\$1,192	\$3,000	\$3,000	\$0	\$0
Building Maint & Repair Heating & Air Conditioning Maint	AA.1620.1208-4200.4225	\$5,907	\$1,500	\$1,500	\$0	\$0
Building Maint & Repair Other Fuels	AA.1620.1208-4200.4240	\$5,237	\$5,500	\$5,500	\$5,500	\$5,500
Building Maint & Repair Pest Control	AA.1620.1208-4200.4245	\$216	\$250	\$250	\$0	\$0
Building Maint & Repair Security & Alarm Maintenance	AA.1620.1208-4200.4250	\$1,230	\$1,750	\$1,750	\$0	\$0
Building Maint & Repair Water Usage Fee	AA.1620.1208-4200.4265	\$1,490	\$1,600	\$1,600	\$1,600	\$1,600
Building Maint & Repair Other Building Maint & Repair	AA.1620.1208-4200.4295	\$849	\$1,250	\$1,250	\$0	\$0
Total Bldgs 63 GH Drive - Comm Corr:		\$29,309	\$41,150	\$41,150	\$22,100	\$22,100
Bldgs Golden Hill - Pump Houses						
Supplies Building & Maintenance	AA.1620.1209-4000.4010	\$4	\$200	\$200	\$200	\$200
Supplies Other General	AA.1620.1209-4000.4030	\$895	\$500	\$800	\$1,000	\$1,000
Building Maint & Repair Gas & Electricity	AA.1620.1209-4200.4200	\$9,726	\$12,000	\$12,000	\$12,000	\$12,000



Name	Account ID	FY2020 Actual	FY2021 Adopted Budget	FY2021 Amended Budget	FY2022 Executive Budget	FY2022 Adopted Budget
Building Maint & Repair Generator Maintenance	AA.1620.1209-4200.4220	\$697	\$1,200	\$1,200	\$1,200	\$1,200
Building Maint & Repair Other Fuels	AA.1620.1209-4200.4240	\$1,070	\$1,500	\$1,500	\$2,200	\$2,200
Building Maint & Repair Security & Alarm Maintenance	AA.1620.1209-4200.4250	\$690	\$1,000	\$1,000	\$1,000	\$1,000
Building Maint & Repair Other Building Maint & Repair	AA.1620.1209-4200.4295	\$1,975	\$4,000	\$3,700	\$4,000	\$4,000
Professional Services Environmental	AA.1620.1209-4300.4360	\$300	\$0	\$0		\$0
Professional Services Other Fees	AA.1620.1209-4300.4505	\$50,629	\$52,500	\$52,500	\$51,000	\$51,000
Total Bldgs Golden Hill - Pump Houses:		\$65,986	\$72,900	\$72,900	\$72,600	\$72,600
Bldgs 1061 Development Ct - DSS						
Other Equipment & Capital Outlays Building Equipment	AA.1620.1210-2300.2320	\$27,416	\$0	\$2,500	\$0	\$0
Other Equipment & Capital Outlays Other Equipment	AA.1620.1210-2300.2500	\$36,659	\$33,500	\$28,500	\$50,000	\$50,000
Supplies Building & Maintenance	AA.1620.1210-4000.4010	\$2,248	\$5,500	\$5,500	\$5,500	\$5,500
Supplies Cleaning Supplies	AA.1620.1210-4000.4015	\$49	\$750	\$750	\$750	\$750
Supplies Other General	AA.1620.1210-4000.4030	\$20,869	\$5,500	\$5,500	\$5,500	\$5,500
Supplies Safety	AA.1620.1210-4000.4045	\$128	\$0	\$0		\$0
Supplies Small Tools & Equipment	AA.1620.1210-4000.4050	\$828	\$1,250	\$1,250	\$1,250	\$1,250
Supplies Tool Parts	AA.1620.1210-4000.4070	\$50	\$350	\$350	\$350	\$350
Building Maint & Repair Elevator Maintenance	AA.1620.1210-4200.4205	\$1,206	\$2,700	\$2,700	\$3,600	\$3,600
Building Maint & Repair Fire Extinguisher Maintenance	AA.1620.1210-4200.4210	\$1,240	\$400	\$400	\$400	\$400
Building Maint & Repair Shredding/Recycling	AA.1620.1210-4200.4215	\$0	\$1,500	\$1,500	\$1,500	\$1,500
Building Maint & Repair Generator Maintenance	AA.1620.1210-4200.4220	\$540	\$1,250	\$1,250	\$1,250	\$1,250
Building Maint & Repair Heating & Air Conditioning Maint	AA.1620.1210-4200.4225	\$16,687	\$26,000	\$26,000	\$26,000	\$26,000
Building Maint & Repair Pest Control	AA.1620.1210-4200.4245	\$264	\$0	\$0		\$0
Building Maint & Repair Security & Alarm Maintenance	AA.1620.1210-4200.4250	\$9,064	\$5,500	\$5,500	\$5,500	\$5,500
Building Maint & Repair Other Building Maint & Repair	AA.1620.1210-4200.4295	\$6,965	\$20,000	\$20,000	\$20,000	\$20,000
Professional Services Environmental	AA.1620.1210-4300.4360	\$0	\$150	\$150	\$150	\$150



Name	Account ID	FY2020 Actual	FY2021 Adopted Budget	FY2021 Amended Budget	FY2022 Executive Budget	FY2022 Adopted Budget
Leases/Rental Equipment	AA.1620.1210-4570.4573	\$0	\$250	\$250	\$250	\$250
Maintenance Repair & Maintenance - Equipment	AA.1620.1210-4690.4695	\$0	\$1,000	\$1,000	\$1,000	\$1,000
Total Bldgs 1061 Development Ct - DSS:		\$124,212	\$105,600	\$103,100	\$123,000	\$123,000
Bldgs 300 Foxhall - Records Mgmt						
Other Equipment & Capital Outlays Building Equipment	AA.1620.1211-2300.2320	\$4,800	\$1,500	\$1,500	\$23,000	\$23,000
Supplies Building & Maintenance	AA.1620.1211-4000.4010	\$1,078	\$1,500	\$1,500	\$1,500	\$1,500
Supplies Cleaning Supplies	AA.1620.1211-4000.4015	\$88	\$300	\$300	\$300	\$300
Supplies Other General	AA.1620.1211-4000.4030	\$412	\$1,000	\$1,000	\$1,000	\$1,000
Supplies Small Tools & Equipment	AA.1620.1211-4000.4050	\$39	\$150	\$150	\$150	\$150
Building Maint & Repair Gas & Electricity	AA.1620.1211-4200.4200	\$50,726	\$70,000	\$70,000	\$70,000	\$70,000
Building Maint & Repair Fire Extinguisher Maintenance	AA.1620.1211-4200.4210	\$1,120	\$1,500	\$1,500	\$1,500	\$1,500
Building Maint & Repair Shredding/Recycling	AA.1620.1211-4200.4215	\$630	\$1,000	\$1,000	\$1,000	\$1,000
Building Maint & Repair Generator Maintenance	AA.1620.1211-4200.4220	\$650	\$1,000	\$1,000	\$1,000	\$1,000
Building Maint & Repair Heating & Air Conditioning Maint	AA.1620.1211-4200.4225	\$5,388	\$15,000	\$15,772	\$10,000	\$10,000
Building Maint & Repair Janitorial Services	AA.1620.1211-4200.4235	\$12,600	\$13,000	\$13,000	\$13,000	\$13,000
Building Maint & Repair Pest Control	AA.1620.1211-4200.4245	\$264	\$300	\$300	\$400	\$400
Building Maint & Repair Security & Alarm Maintenance	AA.1620.1211-4200.4250	\$3,876	\$5,500	\$5,500	\$5,500	\$5,500
Building Maint & Repair Water Usage Fee	AA.1620.1211-4200.4265	\$1,165	\$2,500	\$2,500	\$2,600	\$2,600
Building Maint & Repair Other Building Maint & Repair	AA.1620.1211-4200.4295	\$2,500	\$5,000	\$5,000	\$5,000	\$5,000
Professional Services Environmental	AA.1620.1211-4300.4360	\$0	\$100	\$100	\$100	\$100
Maintenance Repair & Maintenance - Equipment	AA.1620.1211-4690.4695	\$0	\$300	\$300	\$300	\$300
Total Bldgs 300 Foxhall - Records Mgmt:		\$85,336	\$119,650	\$120,422	\$136,350	\$136,350
Bldgs 284 Wall St-Brd of Elec.						
Supplies Building & Maintenance	AA.1620.1212-4000.4010	\$74	\$0	\$0		\$0
Supplies Cleaning Supplies	AA.1620.1212-4000.4015	\$52	\$0	\$0		\$0



Name	Account ID	FY2020 Actual	FY2021 Adopted Budget	FY2021 Amended Budget	FY2022 Executive Budget	FY2022 Adopted Budget
Supplies Other General	AA.1620.1212-4000.4030	\$439	\$450	\$450	\$450	\$450
Building Maint & Repair Fire Extinguisher Maintenance	AA.1620.1212-4200.4210	\$0	\$50	\$50	\$50	\$50
Building Maint & Repair Pest Control	AA.1620.1212-4200.4245	\$216	\$300	\$300	\$300	\$300
Building Maint & Repair Security & Alarm Maintenance	AA.1620.1212-4200.4250	\$940	\$1,500	\$1,500	\$1,500	\$1,500
Building Maint & Repair Other Building Maint & Repair	AA.1620.1212-4200.4295	\$0	\$250	\$250	\$250	\$250
Leases/Rental Real Property	AA.1620.1212-4570.4575	\$55,122	\$65,000	\$65,000	\$66,000	\$66,000
Total Bldgs 284 Wall St-Brd of Elec.:		\$56,843	\$67,550	\$67,550	\$68,550	\$68,550
Bldgs 733 Broadway-Probation						
Other Equipment & Capital Outlays Building Equipment	AA.1620.1214-2300.2320	\$0	\$0	\$0	\$1,500	\$1,500
Supplies Building & Maintenance	AA.1620.1214-4000.4010	\$707	\$750	\$750	\$750	\$750
Supplies Cleaning Supplies	AA.1620.1214-4000.4015	\$376	\$2,000	\$2,000	\$2,000	\$2,000
Supplies Other General	AA.1620.1214-4000.4030	\$892	\$25,000	\$18,500	\$25,000	\$25,000
Supplies Small Tools & Equipment	AA.1620.1214-4000.4050	\$273	\$300	\$300	\$300	\$300
Supplies Tool Parts	AA.1620.1214-4000.4070	\$0	\$100	\$100	\$100	\$100
Building Maint & Repair Gas & Electricity	AA.1620.1214-4200.4200	\$23,663	\$25,000	\$25,000	\$25,000	\$25,000
Building Maint & Repair Fire Extinguisher Maintenance	AA.1620.1214-4200.4210	\$0	\$200	\$200	\$200	\$200
Building Maint & Repair Shredding/Recycling	AA.1620.1214-4200.4215	\$950	\$1,200	\$1,200	\$1,200	\$1,200
Building Maint & Repair Generator Maintenance	AA.1620.1214-4200.4220	\$413	\$900	\$900	\$900	\$900
Building Maint & Repair Heating & Air Conditioning Maint	AA.1620.1214-4200.4225	\$4,190	\$6,000	\$6,000	\$9,000	\$9,000
Building Maint & Repair Janitorial Services	AA.1620.1214-4200.4235	\$5,360	\$5,000	\$5,000	\$3,000	\$3,000
Building Maint & Repair Pest Control	AA.1620.1214-4200.4245	\$360	\$600	\$600	\$600	\$600
Building Maint & Repair Security & Alarm Maintenance	AA.1620.1214-4200.4250	\$4,841	\$7,000	\$7,000	\$6,000	\$6,000
Building Maint & Repair Water Usage Fee	AA.1620.1214-4200.4265	\$1,680	\$2,400	\$2,400	\$2,400	\$2,400
Building Maint & Repair Other Building Maint & Repair	AA.1620.1214-4200.4295	\$593	\$4,000	\$4,000	\$4,000	\$4,000
Professional Services Environmental	AA.1620.1214-4300.4360	\$0	\$100	\$100	\$100	\$100
Leases/Rental Real Property	AA.1620.1214-4570.4575	\$24,115	\$23,000	\$23,000	\$22,260	\$22,260



Name	Account ID	FY2020 Actual	FY2021 Adopted Budget	FY2021 Amended Budget	FY2022 Executive Budget	FY2022 Adopted Budget
Maintenance Repair & Maintenance - Equipment	AA.1620.1214-4690.4695	\$0	\$250	\$250	\$250	\$250
Total Bldgs 733 Broadway-Probation:		\$68,412	\$103,800	\$97,300	\$104,560	\$104,560
Bldgs 1 Danny Circle-UCAT						
Other Equipment & Capital Outlays Building Equipment	AA.1620.1215-2300.2320	\$2,995	\$15,000	\$15,000	\$1,500	\$1,500
Supplies Building & Maintenance	AA.1620.1215-4000.4010	\$619	\$2,500	\$2,500	\$2,500	\$2,500
Supplies Cleaning Supplies	AA.1620.1215-4000.4015	\$257	\$750	\$750	\$750	\$750
Supplies Other General	AA.1620.1215-4000.4030	\$248	\$1,000	\$1,000	\$1,000	\$1,000
Supplies Small Tools & Equipment	AA.1620.1215-4000.4050	\$0	\$500	\$500	\$500	\$500
Supplies Tool Parts	AA.1620.1215-4000.4070	\$0	\$100	\$100	\$100	\$100
Building Maint & Repair Gas & Electricity	AA.1620.1215-4200.4200	\$35,601	\$60,000	\$60,000	\$80,000	\$80,000
Building Maint & Repair Elevator Maintenance	AA.1620.1215-4200.4205	\$1,206	\$2,500	\$2,500	\$4,000	\$4,000
Building Maint & Repair Fire Extinguisher Maintenance	AA.1620.1215-4200.4210	\$0	\$300	\$300	\$600	\$600
Building Maint & Repair Shredding/Recycling	AA.1620.1215-4200.4215	\$3,822	\$4,400	\$4,400	\$4,400	\$4,400
Building Maint & Repair Generator Maintenance	AA.1620.1215-4200.4220	\$899	\$1,000	\$1,000	\$1,000	\$1,000
Building Maint & Repair Heating & Air Conditioning Maint	AA.1620.1215-4200.4225	\$5,472	\$10,000	\$12,736	\$10,000	\$10,000
Building Maint & Repair Pest Control	AA.1620.1215-4200.4245	\$384	\$500	\$500	\$500	\$500
Building Maint & Repair Security & Alarm Maintenance	AA.1620.1215-4200.4250	\$5,411	\$4,000	\$4,000	\$4,000	\$4,000
Building Maint & Repair Water Usage Fee	AA.1620.1215-4200.4265	\$4,334	\$5,500	\$5,500	\$5,500	\$5,500
Building Maint & Repair Other Building Maint & Repair	AA.1620.1215-4200.4295	\$3,515	\$5,000	\$5,021	\$5,000	\$5,000
Leases/Rental Equipment	AA.1620.1215-4570.4573	\$148	\$200	\$200	\$200	\$200
Maintenance Repair & Maintenance - Equipment	AA.1620.1215-4690.4695	\$0	\$400	\$400	\$400	\$400
Total Bldgs 1 Danny Circle-UCAT:		\$64,912	\$113,650	\$116,407	\$121,950	\$121,950
Bldgs 380 Blvd-Law Enfor. Center						
Other Equipment & Capital Outlays Building Equipment	AA.1620.1216-2300.2320	\$26,498	\$126,000	\$139,100	\$99,000	\$99,000
Supplies Building & Maintenance	AA.1620.1216-4000.4010	\$7,927	\$10,000	\$10,013	\$10,000	\$10,000
Supplies Cleaning Supplies	AA.1620.1216-4000.4015	\$1,126	\$2,500	\$2,762	\$2,500	\$2,500



Name	Account ID	FY2020 Actual	FY2021 Adopted Budget	FY2021 Amended Budget	FY2022 Executive Budget	FY2022 Adopted Budget
Supplies Other General	AA.1620.1216-4000.4030	\$1,896	\$6,500	\$6,500	\$6,500	\$6,500
Supplies Safety	AA.1620.1216-4000.4045	\$35	\$0	\$0		\$0
Supplies Small Tools & Equipment	AA.1620.1216-4000.4050	\$716	\$2,500	\$2,500	\$2,500	\$2,500
Supplies Tool Parts	AA.1620.1216-4000.4070	\$704	\$2,000	\$2,051	\$2,000	\$2,000
Building Maint & Repair Gas & Electricity	AA.1620.1216-4200.4200	\$358,286	\$450,000	\$449,188	\$450,000	\$450,000
Building Maint & Repair Elevator Maintenance	AA.1620.1216-4200.4205	\$8,259	\$13,500	\$13,500	\$30,000	\$30,000
Building Maint & Repair Fire Extinguisher Maintenance	AA.1620.1216-4200.4210	\$7,786	\$35,000	\$35,696	\$30,000	\$30,000
Building Maint & Repair Shredding/Recycling	AA.1620.1216-4200.4215	\$23,115	\$35,000	\$35,000	\$35,000	\$35,000
Building Maint & Repair Generator Maintenance	AA.1620.1216-4200.4220	\$3,400	\$6,250	\$6,250	\$6,250	\$6,250
Building Maint & Repair Heating & Air Conditioning Maint	AA.1620.1216-4200.4225	\$51,913	\$100,000	\$149,685	\$100,000	\$100,000
Building Maint & Repair Heating Fuel	AA.1620.1216-4200.4230	\$98,012	\$100,000	\$100,000	\$75,000	\$75,000
Building Maint & Repair Other Fuels	AA.1620.1216-4200.4240	\$15,471	\$18,000	\$18,000	\$18,000	\$18,000
Building Maint & Repair Pest Control	AA.1620.1216-4200.4245	\$11,499	\$14,500	\$14,500	\$14,500	\$14,500
Building Maint & Repair Security & Alarm Maintenance	AA.1620.1216-4200.4250	\$1,201	\$1,200	\$1,200	\$1,200	\$1,200
Building Maint & Repair Water Usage Fee	AA.1620.1216-4200.4265	\$73,037	\$95,000	\$95,000	\$90,000	\$90,000
Building Maint & Repair Other Building Maint & Repair	AA.1620.1216-4200.4295	\$25,561	\$77,400	\$117,529	\$77,400	\$77,400
Professional Services Environmental	AA.1620.1216-4300.4360	\$0	\$500	\$500	\$500	\$500
Professional Services Other Fees	AA.1620.1216-4300.4505	\$6,345	\$2,500	\$3,655	\$12,500	\$12,500
Leases/Rental Equipment	AA.1620.1216-4570.4573	\$749	\$2,000	\$2,000	\$2,000	\$2,000
Maintenance Repair & Maintenance - Equipment	AA.1620.1216-4690.4695	\$0	\$1,500	\$1,500	\$1,500	\$1,500
Total Bldgs 380 Blvd-Law Enfor. Center:		\$723,535	\$1,101,850	\$1,206,130	\$1,066,350	\$1,066,350
Bldgs 67 Wurts St-Veterans House						
Other Equipment & Capital Outlays Building Equipment	AA.1620.1218-2300.2320	\$0		\$0	\$5,000	\$5,000
Supplies Building & Maintenance	AA.1620.1218-4000.4010	\$34	\$100	\$100	\$100	\$100
Supplies Cleaning Supplies	AA.1620.1218-4000.4015	\$37	\$200	\$200	\$200	\$200



Name	Account ID	FY2020 Actual	FY2021 Adopted Budget	FY2021 Amended Budget	FY2022 Executive Budget	FY2022 Adopted Budget
Supplies Other General	AA.1620.1218-4000.4030	\$0	\$1,200	\$1,200	\$1,200	\$1,200
Building Maint & Repair Gas & Electricity	AA.1620.1218-4200.4200	\$4,322	\$7,500	\$7,500	\$7,500	\$7,500
Building Maint & Repair Fire Extinguisher Maintenance	AA.1620.1218-4200.4210	\$1,300	\$50	\$50	\$50	\$50
Building Maint & Repair Generator Maintenance	AA.1620.1218-4200.4220	\$550	\$650	\$650	\$650	\$650
Building Maint & Repair Heating & Air Conditioning Maint	AA.1620.1218-4200.4225	\$0	\$1,500	\$1,500	\$1,500	\$1,500
Building Maint & Repair Janitorial Services	AA.1620.1218-4200.4235	\$0	\$1,000	\$1,000	\$1,000	\$1,000
Building Maint & Repair Pest Control	AA.1620.1218-4200.4245	\$360	\$750	\$750	\$750	\$750
Building Maint & Repair Security & Alarm Maintenance	AA.1620.1218-4200.4250	\$2,051	\$1,000	\$1,000	\$1,300	\$1,300
Building Maint & Repair Water Usage Fee	AA.1620.1218-4200.4265	\$1,816	\$1,500	\$1,500	\$2,000	\$2,000
Building Maint & Repair Other Building Maint & Repair	AA.1620.1218-4200.4295	\$168	\$1,500	\$1,500	\$1,500	\$1,500
Communication Expenses Telephone Services	AA.1620.1218-4670.4680	\$3,082	\$3,200	\$3,200	\$3,200	\$3,200
Maintenance Repair & Maintenance - Equipment	AA.1620.1218-4690.4695	\$0	\$200	\$200	\$200	\$200
Total Bldgs 67 Wurts St-Veterans House:		\$13,720	\$20,350	\$20,350	\$26,150	\$26,150
Bldgs 94 Mary's Ave - KCSU						
Other Equipment & Capital Outlays Building Equipment	AA.1620.1219-2300.2320	\$8,735	\$0	\$0		\$0
Other Equipment & Capital Outlays Other Equipment	AA.1620.1219-2300.2500	\$0		\$0	\$16,500	\$16,500
Supplies Building & Maintenance	AA.1620.1219-4000.4010	\$1,169	\$1,500	\$1,500	\$1,500	\$1,500
Supplies Other General	AA.1620.1219-4000.4030	\$591	\$1,500	\$1,500	\$1,500	\$1,500
Supplies Small Tools & Equipment	AA.1620.1219-4000.4050	\$0	\$200	\$200	\$200	\$200
Supplies Tool Parts	AA.1620.1219-4000.4070	\$594	\$200	\$200	\$200	\$200
Building Maint & Repair Gas & Electricity	AA.1620.1219-4200.4200	\$591	\$0	\$0		\$0
Building Maint & Repair Elevator Maintenance	AA.1620.1219-4200.4205	\$1,527	\$3,000	\$3,000	\$5,000	\$5,000
Building Maint & Repair Fire Extinguisher Maintenance	AA.1620.1219-4200.4210	\$0	\$750	\$750	\$350	\$350
Building Maint & Repair Heating & Air Conditioning Maint	AA.1620.1219-4200.4225	\$6,387	\$5,500	\$5,500	\$5,500	\$5,500
Building Maint & Repair Pest Control	AA.1620.1219-4200.4245	\$420	\$750	\$750	\$750	\$750



Name	Account ID	FY2020 Actual	FY2021 Adopted Budget	FY2021 Amended Budget	FY2022 Executive Budget	FY2022 Adopted Budget
Building Maint & Repair Security & Alarm Maintenance	AA.1620.1219-4200.4250	\$2,930	\$4,000	\$4,000	\$4,000	\$4,000
Building Maint & Repair Water Usage Fee	AA.1620.1219-4200.4265	\$1,957	\$3,000	\$3,000	\$3,000	\$3,000
Building Maint & Repair Other Building Maint & Repair	AA.1620.1219-4200.4295	\$1,786	\$5,000	\$5,000	\$5,000	\$5,000
Professional Services Other Fees	AA.1620.1219-4300.4505	\$425	\$0	\$0		\$0
Maintenance Repair & Maintenance - Equipment	AA.1620.1219-4690.4695	\$37	\$250	\$250	\$250	\$250
Total Bldgs 94 Mary's Ave - KCSU:		\$27,150	\$25,650	\$25,650	\$43,750	\$43,750
Bldgs 280 Wall St - Pub Defender						
Supplies Building & Maintenance	AA.1620.1220-4000.4010	\$0		\$0	\$100	\$100
Supplies Cleaning Supplies	AA.1620.1220-4000.4015	\$15	\$0	\$0	\$200	\$200
Supplies Other General	AA.1620.1220-4000.4030	\$0	\$250	\$250	\$250	\$250
Building Maint & Repair Fire Extinguisher Maintenance	AA.1620.1220-4200.4210	\$0	\$50	\$50	\$50	\$50
Building Maint & Repair Pest Control	AA.1620.1220-4200.4245	\$220	\$250	\$250	\$400	\$400
Building Maint & Repair Security & Alarm Maintenance	AA.1620.1220-4200.4250	\$0		\$3,000		\$0
Building Maint & Repair Other Building Maint & Repair	AA.1620.1220-4200.4295	\$0		\$4,000		\$0
Leases/Rental Real Property	AA.1620.1220-4570.4575	\$101,760	\$108,203	\$109,015	\$112,285	\$112,285
Total Bldgs 280 Wall St - Pub Defender:		\$101,995	\$108,753	\$116,565	\$113,285	\$113,285
Bldgs 521-599 Boice's Ln - OET						
Other Equipment & Capital Outlays Other Equipment	AA.1620.1221-2300.2500	\$7,398	\$0	\$0		\$0
Supplies Building & Maintenance	AA.1620.1221-4000.4010	\$289	\$1,500	\$724	\$1,500	\$1,500
Supplies Cleaning Supplies	AA.1620.1221-4000.4015	\$220	\$1,000	\$1,000	\$1,000	\$1,000
Supplies Other General	AA.1620.1221-4000.4030	\$0	\$250	\$250	\$250	\$250
Building Maint & Repair Pest Control	AA.1620.1221-4200.4245	\$220	\$1,000	\$1,000	\$1,000	\$1,000
Building Maint & Repair Security & Alarm Maintenance	AA.1620.1221-4200.4250	\$2,314	\$1,250	\$1,250	\$1,250	\$1,250
Leases/Rental Real Property	AA.1620.1221-4570.4575	\$177,476	\$180,250	\$181,026	\$183,727	\$183,727
Total Bldgs 521-599 Boice's Ln - OET:		\$187,916	\$185,250	\$185,250	\$188,727	\$188,727
Bldgs 51 Hurley Ave - DSS FAC						



Name	Account ID	FY2020 Actual	FY2021 Adopted Budget	FY2021 Amended Budget	FY2022 Executive Budget	FY2022 Adopted Budget
Supplies Building & Maintenance	AA.1620.1222-4000.4010	\$98	\$3,000	\$1,650	\$3,000	\$3,000
Supplies Cleaning Supplies	AA.1620.1222-4000.4015	\$35	\$0	\$0	\$100	\$100
Supplies Other General	AA.1620.1222-4000.4030	\$90	\$0	\$0		\$0
Supplies Small Tools & Equipment	AA.1620.1222-4000.4050	\$348	\$0	\$0		\$0
Building Maint & Repair Fire Extinguisher Maintenance	AA.1620.1222-4200.4210	\$0		\$0	\$50	\$50
Building Maint & Repair Pest Control	AA.1620.1222-4200.4245			\$0	\$500	\$500
Building Maint & Repair Security & Alarm Maintenance	AA.1620.1222-4200.4250	\$465	\$0	\$0	\$1,500	\$1,500
Building Maint & Repair Other Building Maint & Repair	AA.1620.1222-4200.4295	\$1,307	\$2,500	\$3,850	\$2,500	\$2,500
Total Bldgs 51 Hurley Ave - DSS FAC:		\$2,343	\$5,500	\$5,500	\$7,650	\$7,650
Bldgs Family Court BRC						
Other Equipment & Capital Outlays Building Equipment	AA.1620.1223-2300.2320	\$789	\$4,500	\$4,500	\$4,500	\$4,500
Supplies Building & Maintenance	AA.1620.1223-4000.4010	\$2,290	\$1,500	\$1,676	\$1,500	\$1,500
Supplies Cleaning Supplies	AA.1620.1223-4000.4015	\$608	\$1,000	\$1,000	\$1,000	\$1,000
Supplies Other General	AA.1620.1223-4000.4030	\$353	\$1,250	\$1,250	\$1,250	\$1,250
Supplies Small Tools & Equipment	AA.1620.1223-4000.4050	\$0	\$150	\$150	\$150	\$150
Building Maint & Repair Gas & Electricity	AA.1620.1223-4200.4200	\$39,233	\$80,000	\$80,000	\$80,000	\$80,000
Building Maint & Repair Fire Extinguisher Maintenance	AA.1620.1223-4200.4210	\$0	\$250	\$250	\$250	\$250
Building Maint & Repair Shredding/Recycling	AA.1620.1223-4200.4215	\$482	\$1,100	\$1,100	\$1,100	\$1,100
Building Maint & Repair Generator Maintenance	AA.1620.1223-4200.4220	\$275	\$1,500	\$1,500	\$1,500	\$1,500
Building Maint & Repair Heating & Air Conditioning Maint	AA.1620.1223-4200.4225	\$10,918	\$15,000	\$15,000	\$10,000	\$10,000
Building Maint & Repair Janitorial Services	AA.1620.1223-4200.4235	\$0	\$250	\$250	\$250	\$250
Building Maint & Repair Pest Control	AA.1620.1223-4200.4245	\$110	\$250	\$250	\$250	\$250
Building Maint & Repair Security & Alarm Maintenance	AA.1620.1223-4200.4250	\$596	\$1,500	\$1,500	\$1,500	\$1,500
Building Maint & Repair Water Usage Fee	AA.1620.1223-4200.4265	\$1,095	\$2,000	\$2,000	\$2,000	\$2,000
Building Maint & Repair Other Building Maint & Repair	AA.1620.1223-4200.4295	\$7,691	\$40,000	\$40,000	\$40,000	\$40,000
Leases/Rental Equipment	AA.1620.1223-4570.4573	\$1,602	\$1,700	\$1,700	\$1,700	\$1,700



Name	Account ID	FY2020 Actual	FY2021 Adopted Budget	FY2021 Amended Budget	FY2022 Executive Budget	FY2022 Adopted Budget
Total Bldgs Family Court BRC:		\$66,045	\$151,950	\$152,126	\$146,950	\$146,950
Bldgs Restorative Justice Ctr						
Supplies Building & Maintenance	AA.1620.1224-4000.4010	\$165	\$250	\$250	\$250	\$250
Supplies Cleaning Supplies	AA.1620.1224-4000.4015	\$88	\$0	\$0	\$500	\$500
Supplies Other General	AA.1620.1224-4000.4030	\$360	\$400	\$400	\$400	\$400
Supplies Small Tools & Equipment	AA.1620.1224-4000.4050	\$91	\$250	\$250	\$250	\$250
Building Maint & Repair Gas & Electricity	AA.1620.1224-4200.4200	\$10,757	\$16,000	\$16,000	\$16,000	\$16,000
Building Maint & Repair Fire Extinguisher Maintenance	AA.1620.1224-4200.4210	\$0	\$100	\$100	\$100	\$100
Building Maint & Repair Shredding/Recycling	AA.1620.1224-4200.4215	\$317	\$500	\$500	\$500	\$500
Building Maint & Repair Generator Maintenance	AA.1620.1224-4200.4220	\$138	\$500	\$500	\$500	\$500
Building Maint & Repair Heating & Air Conditioning Maint	AA.1620.1224-4200.4225	\$1,343	\$2,000	\$2,000	\$2,000	\$2,000
Building Maint & Repair Janitorial Services	AA.1620.1224-4200.4235	\$2,640	\$1,000	\$1,000	\$500	\$500
Building Maint & Repair Pest Control	AA.1620.1224-4200.4245	\$60	\$300	\$300	\$300	\$300
Building Maint & Repair Security & Alarm Maintenance	AA.1620.1224-4200.4250	\$1,405	\$2,000	\$2,000	\$2,000	\$2,000
Building Maint & Repair Water Usage Fee	AA.1620.1224-4200.4265	\$560	\$700	\$700	\$700	\$700
Building Maint & Repair Other Building Maint & Repair	AA.1620.1224-4200.4295	\$1,237	\$1,500	\$1,500	\$1,500	\$1,500
Professional Services Environmental	AA.1620.1224-4300.4360	\$0	\$100	\$100	\$100	\$100
Maintenance Repair & Maintenance - Equipment	AA.1620.1224-4690.4695	\$0	\$250	\$250	\$250	\$250
Total Bldgs Restorative Justice Ctr:		\$19,161	\$25,850	\$25,850	\$25,850	\$25,850
Bldgs Public Safety Training Ctr						
Other Equipment & Capital Outlays Other Equipment	AA.1620.1225-2300.2500	\$0	\$15,000	\$15,000	\$15,000	\$15,000
Supplies Building & Maintenance	AA.1620.1225-4000.4010	\$544	\$500	\$500	\$500	\$500
Supplies Cleaning Supplies	AA.1620.1225-4000.4015	\$0	\$500	\$500	\$500	\$500
Supplies Other General	AA.1620.1225-4000.4030	\$36	\$0	\$0	\$100	\$100
Supplies Small Tools & Equipment	AA.1620.1225-4000.4050	\$0	\$500	\$500	\$500	\$500
Supplies Tool Parts	AA.1620.1225-4000.4070			\$0	\$50	\$50



Name	Account ID	FY2020 Actual	FY2021 Adopted Budget	FY2021 Amended Budget	FY2022 Executive Budget	FY2022 Adopted Budget
Building Maint & Repair Gas & Electricity	AA.1620.1225-4200.4200	\$2,215	\$7,500	\$7,500	\$7,500	\$7,500
Building Maint & Repair Fire Extinguisher Maintenance	AA.1620.1225-4200.4210	\$0	\$300	\$300	\$3,000	\$3,000
Building Maint & Repair Shredding/Recycling	AA.1620.1225-4200.4215	\$3,346	\$2,500	\$2,500	\$2,500	\$2,500
Building Maint & Repair Heating & Air Conditioning Maint	AA.1620.1225-4200.4225	\$104	\$3,000	\$3,000	\$3,000	\$3,000
Building Maint & Repair Heating Fuel	AA.1620.1225-4200.4230	\$1,344	\$7,500	\$7,500	\$7,500	\$7,500
Building Maint & Repair Other Fuels	AA.1620.1225-4200.4240	\$749	\$2,000	\$2,000	\$2,500	\$2,500
Building Maint & Repair Pest Control	AA.1620.1225-4200.4245	\$175	\$0	\$0	\$500	\$500
Building Maint & Repair Water Usage Fee	AA.1620.1225-4200.4265	\$0	\$1,000	\$1,000	\$2,000	\$2,000
Building Maint & Repair Other Building Maint & Repair	AA.1620.1225-4200.4295	\$301	\$12,000	\$11,780	\$5,000	\$5,000
Leases/Rental Equipment	AA.1620.1225-4570.4573	\$440	\$0	\$330	\$0	\$0
Misc Contractual Expense Other	AA.1620.1225-4600.4660	\$0	\$3,000	\$2,890	\$0	\$0
Maintenance Repair & Maintenance - Equipment	AA.1620.1225-4690.4695	\$0	\$500	\$500	\$500	\$500
Total Bldgs Public Safety Training Ctr:		\$9,253	\$55,800	\$55,800	\$50,650	\$50,650
Bldgs Central Service Depts BRC						
Other Equipment & Capital Outlays Building Equipment	AA.1620.1226-2300.2320	\$645	\$0	\$5,000	\$0	\$0
Supplies Building & Maintenance	AA.1620.1226-4000.4010	\$536	\$550	\$9,550	\$550	\$550
Supplies Cleaning Supplies	AA.1620.1226-4000.4015	\$247	\$500	\$500	\$500	\$500
Supplies Other General	AA.1620.1226-4000.4030	\$5,980	\$3,000	\$3,000	\$3,000	\$3,000
Supplies Tool Parts	AA.1620.1226-4000.4070	\$64	\$150	\$150	\$150	\$150
Building Maint & Repair Gas & Electricity	AA.1620.1226-4200.4200	\$37,615	\$55,000	\$55,000	\$55,000	\$55,000
Building Maint & Repair Fire Extinguisher Maintenance	AA.1620.1226-4200.4210	\$474	\$1,000	\$1,000	\$1,000	\$1,000
Building Maint & Repair Shredding/Recycling	AA.1620.1226-4200.4215	\$3,396	\$5,000	\$5,000	\$2,500	\$2,500
Building Maint & Repair Generator Maintenance	AA.1620.1226-4200.4220	\$265	\$0	\$0		\$0
Building Maint & Repair Heating & Air Conditioning Maint	AA.1620.1226-4200.4225	\$3,612	\$2,500	\$2,500	\$3,500	\$3,500
Building Maint & Repair Pest Control	AA.1620.1226-4200.4245	\$106	\$150	\$150	\$150	\$150
Building Maint & Repair Security & Alarm Maintenance	AA.1620.1226-4200.4250	\$540	\$700	\$700	\$1,000	\$1,000



Name	Account ID	FY2020 Actual	FY2021 Adopted Budget	FY2021 Amended Budget	FY2022 Executive Budget	FY2022 Adopted Budget
Building Maint & Repair Water Usage Fee	AA.1620.1226-4200.4265	\$1,052	\$750	\$750	\$1,000	\$1,000
Building Maint & Repair Other Building Maint & Repair	AA.1620.1226-4200.4295	\$14,430	\$7,500	\$7,500	\$7,500	\$7,500
Leases/Rental Equipment	AA.1620.1226-4570.4573	\$211	\$250	\$250	\$250	\$250
Total Bldgs Central Service Depts BRC:		\$69,172	\$77,050	\$91,050	\$76,100	\$76,100
Bldgs County Acquired Properties						
Supplies Other General	AA.1620.1227-4000.4030	\$1,045	\$0	\$0		\$0
Building Maint & Repair Gas & Electricity	AA.1620.1227-4200.4200	\$30,479	\$0	\$0		\$0
Building Maint & Repair Elevator Maintenance	AA.1620.1227-4200.4205	\$160	\$0	\$0		\$0
Building Maint & Repair Fire Extinguisher Maintenance	AA.1620.1227-4200.4210	\$2,550	\$0	\$2,450	\$0	\$0
Building Maint & Repair Generator Maintenance	AA.1620.1227-4200.4220	\$198	\$0	\$0		\$0
Building Maint & Repair Heating & Air Conditioning Maint	AA.1620.1227-4200.4225	\$1,546	\$0	\$0		\$0
Building Maint & Repair Security & Alarm Maintenance	AA.1620.1227-4200.4250	\$240	\$0	\$0		\$0
Building Maint & Repair Water Usage Fee	AA.1620.1227-4200.4265	\$589	\$0	\$0		\$0
Building Maint & Repair Other Building Maint & Repair	AA.1620.1227-4200.4295	\$101,370	\$0	\$0		\$0
Professional Services Environmental	AA.1620.1227-4300.4360	\$1,805	\$0	\$0		\$0
Professional Services Other Fees	AA.1620.1227-4300.4505	\$105,049	\$0	\$0		\$0
Total Bldgs County Acquired Properties:		\$245,031	\$0	\$2,450	\$0	\$0
Bldgs 101 Enterprise Dr						
Supplies Building & Maintenance	AA.1620.1228-4000.4010		\$7,500	\$7,500	\$7,500	\$7,500
Building Maint & Repair Gas & Electricity	AA.1620.1228-4200.4200		\$150,000	\$150,000	\$175,000	\$175,000
Building Maint & Repair Fire Extinguisher Maintenance	AA.1620.1228-4200.4210			\$2,500		\$0
Building Maint & Repair Shredding/Recycling	AA.1620.1228-4200.4215			\$500		\$0
Building Maint & Repair Heating & Air Conditioning Maint	AA.1620.1228-4200.4225		\$15,000	\$15,000	\$10,000	\$10,000
Building Maint & Repair Pest Control	AA.1620.1228-4200.4245		\$2,500	\$2,500	\$0	\$0
Building Maint & Repair Security & Alarm Maintenance	AA.1620.1228-4200.4250		\$5,000	\$5,000	\$0	\$0



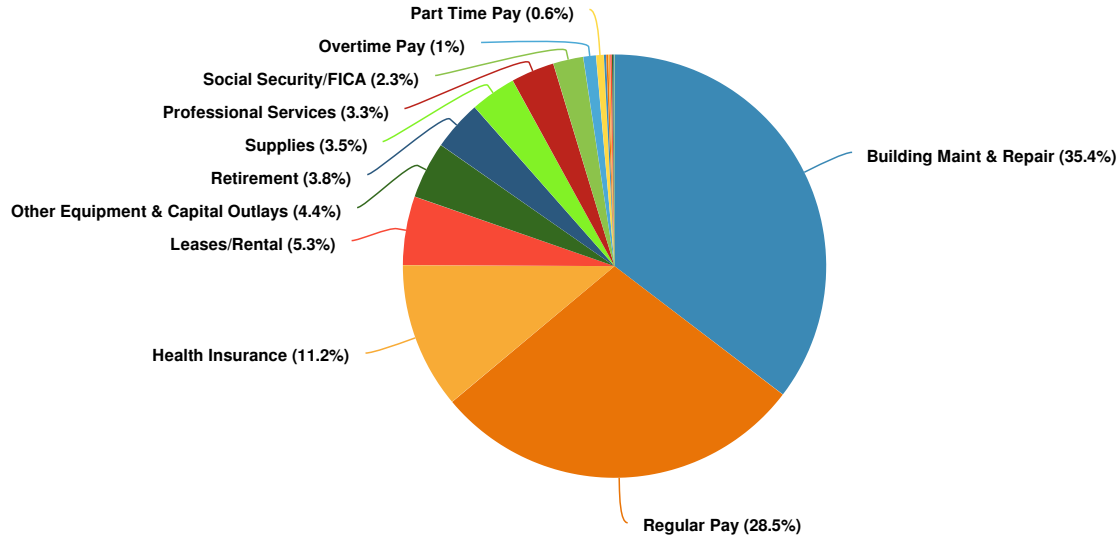
Name	Account ID	FY2020 Actual	FY2021 Adopted Budget	FY2021 Amended Budget	FY2022 Executive Budget	FY2022 Adopted Budget
Building Maint & Repair Water Usage Fee	AA.1620.1228-4200.4265		\$5,000	\$5,000	\$0	\$0
Building Maint & Repair Other Building Maint & Repair	AA.1620.1228-4200.4295		\$40,000	\$37,000	\$32,500	\$32,500
Total Bldgs 101 Enterprise Dr:			\$225,000	\$225,000	\$225,000	\$225,000
Bldgs 79 Hurley Ave - BOE						
Building Maint & Repair Gas & Electricity	AA.1620.1229-4200.4200			\$0	\$28,000	\$28,000
Building Maint & Repair Shredding/Recycling	AA.1620.1229-4200.4215			\$0	\$3,000	\$3,000
Building Maint & Repair Generator Maintenance	AA.1620.1229-4200.4220			\$0	\$3,500	\$3,500
Building Maint & Repair Janitorial Services	AA.1620.1229-4200.4235			\$0	\$5,000	\$5,000
Building Maint & Repair Snow Removal	AA.1620.1229-4200.4255			\$0	\$7,000	\$7,000
Building Maint & Repair Other Building Maint & Repair	AA.1620.1229-4200.4295			\$0	\$39,000	\$39,000
Leases/Rental Real Property	AA.1620.1229-4570.4575			\$0	\$89,500	\$89,500
Total Bldgs 79 Hurley Ave - BOE:				\$0	\$175,000	\$175,000
Total Buildings:		\$8,170,713	\$8,926,341	\$9,436,261	\$9,502,028	\$9,547,028
Total General Government:		\$8,170,713	\$8,926,341	\$9,436,261	\$9,502,028	\$9,547,028
Total Expenditures:		\$8,170,713	\$8,926,341	\$9,436,261	\$9,502,028	\$9,547,028



Expenditures by Expense Type

This section provides a summary of expenditures by type to provide context on categorical spending.

Budgeted Expenditures by Expense Type



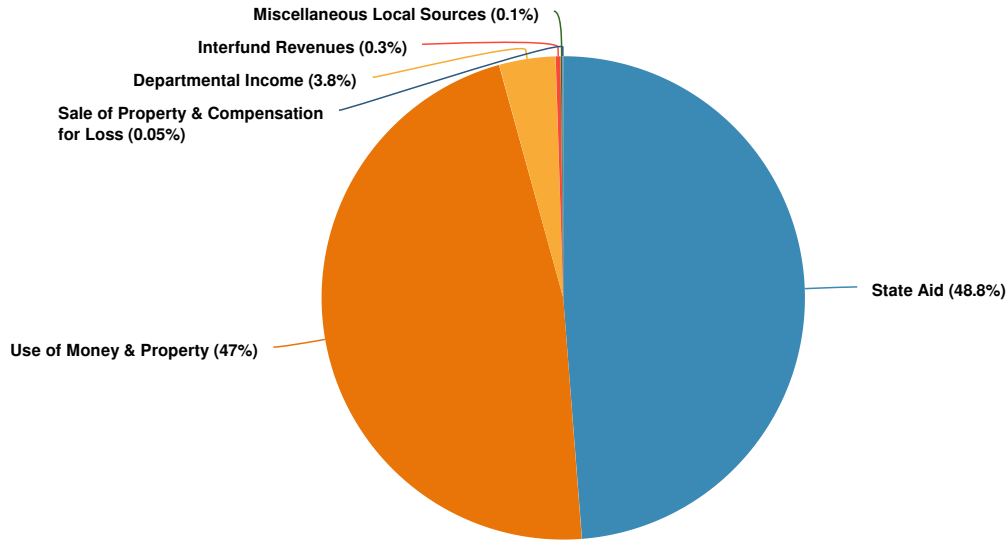
Name	FY2020 Actual	FY2021 Adopted Budget	FY2021 Amended Budget	FY2022 Executive Budget	FY2022 Adopted Budget
Expense Objects					
Regular Pay	\$2,622,439	\$2,475,738	\$2,618,638	\$2,725,423	\$2,725,423
Part Time Pay	\$41,262	\$51,000	\$51,000	\$54,900	\$54,900
Overtime Pay	\$90,986	\$70,000	\$70,000	\$92,650	\$92,650
Contractual Pays	\$17,757	\$6,000	\$179,500	\$7,000	\$7,000
Other Equipment & Capital Outlays	\$176,570	\$314,500	\$357,757	\$416,500	\$416,500
Supplies	\$247,801	\$311,100	\$306,741	\$335,450	\$335,450
Building Maint & Repair	\$2,318,821	\$3,284,500	\$3,461,308	\$3,377,455	\$3,377,455
Professional Services	\$512,406	\$264,250	\$225,615	\$271,250	\$316,250
Leases/Rental	\$484,281	\$426,753	\$429,521	\$502,572	\$502,572
Conference Expenses	\$0	\$0	\$0	\$9,900	\$9,900
Travel	\$104	\$500	\$500	\$2,500	\$2,500
Misc Contractual Expense	\$25,766	\$18,200	\$18,090	\$15,750	\$15,750
Communication Expenses	\$14,810	\$13,100	\$13,200	\$13,110	\$13,110
Maintenance	\$3,376	\$11,400	\$11,400	\$11,400	\$11,400
Retirement	\$411,689	\$445,289	\$445,289	\$363,400	\$363,400
Social Security/FICA	\$201,563	\$199,110	\$212,800	\$220,318	\$220,318
Health Insurance	\$987,076	\$1,020,176	\$1,020,176	\$1,064,900	\$1,064,900
Employee Payments	\$14,006	\$14,725	\$14,725	\$17,550	\$17,550
Total Expense Objects:	\$8,170,713	\$8,926,341	\$9,436,261	\$9,502,028	\$9,547,028



Revenues by Source

This section provides a detailed listing of revenues by source and account.

Projected 2022 Revenues by Source



Name	Account ID	FY2020 Actual	FY2021 Adopted Budget	FY2021 Amended Budget	FY2022 Executive Budget	FY2022 Adopted Budget
Revenue Source						
Departmental Income						
Departmental Income Other General Dep. Income	AA.1620.1191-3120.1289	\$0	\$200	\$200	\$500	\$500
Departmental Income Other General Dep. Income	AA.1620.1209-3120.1289	\$37,563	\$35,000	\$35,000	\$35,000	\$35,000
Total Departmental Income:		\$37,563	\$35,200	\$35,200	\$35,500	\$35,500
Intergovernmental Charges						
Intergovernmental Charges General Services-Other Gov	AA.1620.1219-3200.2210	\$2,548	\$0	\$0		\$0
Total Intergovernmental Charges:		\$2,548	\$0	\$0		\$0
Use of Money & Property						
Use of Money & Property Rental of Real Property	AA.1620.1201-3240.2410	\$17,094	\$17,094	\$17,094	\$0	\$0
Use of Money & Property Rental of Real Property	AA.1620.1202-3240.2410	\$48,813	\$48,813	\$48,813	\$48,813	\$48,813
Use of Money & Property Rental of Real Property	AA.1620.1204-3240.2410	\$75,328	\$75,330	\$75,330	\$75,330	\$75,330
Use of Money & Property Rental of Real Property	AA.1620.1219-3240.2410	\$218,056	\$223,917	\$223,917	\$228,396	\$228,396
Use of Money & Property Rental of Real Property	AA.1620.1221-3240.2410	\$8,801	\$89,800	\$89,800	\$90,000	\$90,000



Name	Account ID	FY2020 Actual	FY2021 Adopted Budget	FY2021 Amended Budget	FY2022 Executive Budget	FY2022 Adopted Budget
Total Use of Money & Property:		\$368,092	\$454,954	\$454,954	\$442,539	\$442,539
Licenses and Permits						
Licenses and Permits Permits	AA.1620.1227-3250.2590	\$3,006	\$0	\$0		\$0
Total Licenses and Permits:		\$3,006	\$0	\$0		\$0
Sale of Property & Compensation for Loss						
Sale of Property & Compensation for Loss Sale of Scraps & Excess Material	AA.1620.1191-3270.2650	\$50	\$500	\$500	\$500	\$500
Total Sale of Property & Compensation for Loss:		\$50	\$500	\$500	\$500	\$500
Miscellaneous Local Sources						
Miscellaneous Local Sources Gifts and Donations	AA.1620.1218-3280.2705	\$531	\$0	\$0		\$0
Miscellaneous Local Sources Unclassified Revenues	AA.1620.1191-3280.2770	\$280	\$1,000	\$1,000	\$1,000	\$1,000
Total Miscellaneous Local Sources:		\$811	\$1,000	\$1,000	\$1,000	\$1,000
Interfund Revenues						
Interfund Revenues Interfund Revenues	AA.1620.1199-3290.2801	\$0	\$4,848	\$4,848	\$0	\$0
Interfund Revenues Interfund Revenues	AA.1620.1226-3290.2801	\$3,150	\$3,250	\$3,250	\$3,250	\$3,250
Total Interfund Revenues:		\$3,150	\$8,098	\$8,098	\$3,250	\$3,250
State Aid						
State Aid Court Facilities	AA.1620.1194-3300.3021	\$220,922	\$197,000	\$197,000	\$197,000	\$197,000
State Aid Court Facilities	AA.1620.1195-3300.3021	\$23,347	\$32,000	\$32,000	\$32,000	\$32,000
State Aid Court Facilities	AA.1620.1211-3300.3021	\$8,510	\$12,346	\$12,346	\$12,346	\$12,346
State Aid Court Facilities	AA.1620.1223-3300.3021	\$152,043	\$106,129	\$106,129	\$106,129	\$106,129
State Aid General Government-Other	AA.1620.1220-3300.3089	\$0	\$108,203	\$108,203	\$112,284	\$112,284
Total State Aid:		\$404,823	\$455,678	\$455,678	\$459,759	\$459,759
Total Revenue Source:		\$820,043	\$955,430	\$955,430	\$942,548	\$942,548



Department Position Summary - Buildings and Grounds (1620) - Page 1

A1620		Buildings and Grounds			
Division	Position #	Title	2021 Adopted	2022 Executive Recommended	2022 Adopted
1191					
	16201002	M&C SUPV	48,742	54,618	54,618
	16201003	M&C SUPV	54,683	59,368	59,368
	16201004	BLD MTC SP	46,952	52,289	52,289
	16201005	BLD TR WKR	37,803	42,695	42,695
	16201012	BLD MTC SP	50,133	54,982	54,982
	16201013	SR BLD MTC SP	54,755	60,913	60,913
	16201014	BLD MTC SP	48,233	53,089	53,089
	16201019	BLD MTC SP	50,133	54,982	54,982
	16201022	M&C SUPV	54,652	60,115	60,115
	16201023	BLD MTC SP	50,133	54,982	54,982
	16201050	HD CLEANER	41,400	45,300	45,300
	16201100	SR BLD MTC SP	53,923	59,368	59,368
	16201101	BLD MTC SP	48,233	53,089	53,089
	16201102	SR PRJ MGR	83,165	89,216	89,216
	16201103	SR BLD MTC SP	56,765	62,117	62,117
	16201104	BLD MTC SP	51,850	56,693	56,693
	16201107	M&C SUPV	49,526	55,885	55,885
	16201108	BLD MTC SP	51,140	56,693	56,693
	16201109	HD CLEANER	41,400	45,300	45,300
	16201110	CLEANER	46,383	42,151	42,151
	16201112	CLEANER	36,449	40,832	40,832
	16201113	CLEANER	44,113	40,258	40,258
	16201115	BLD MTC WK I	32,689	37,261	37,261
	16201116	CLEANER	37,198	41,005	41,005
	16201120	EL C&M SUP	49,291	55,216	55,216
	16201131	BLD MTC SP	47,429	52,289	52,289
	16201201	BLD MTC SP	48,563	53,836	53,836
	16201202	CLEANER	30,923	29,939	29,939
	16201203	CLEANER	36,779	41,005	41,005
	16201206	MTC COORD	70,157	71,052	71,052
	16201207	CLEANER	30,827	32,206	32,206
	16201303	CLEANER	47,449	43,007	43,007
	16201304	BLD MTC SP	48,982	60,115	60,115
	16201305	BLD MTC SP	35,367	0	0
	16201305	BLD MTC WK I	0	38,187	38,187
	16201306	BLD MTC SP	44,138	0	0
	16201307	HPAC SPEC	52,197	57,318	57,318
	16201309	BLD MTC SP	48,233	53,577	53,577
	16201310	SR BLD MTC SP	55,906	61,261	61,261
	16201311	BLD MTC SP	12,118	0	0



Department Position Summary - Buildings and Grounds (1620) - Page 2

A1620		Buildings and Grounds			
Division	Position #	Title	2021 Adopted	2022 Executive Recommended	2022 Adopted
1191					
	16201313	BLD MTC SP	50,133	54,982	54,982
	16201320	BLD MTC SP	1,090	0	0
	16201325	BLD TR WKR	43,122	48,513	48,513
	16201330	BLD MTC SP	37,646	42,533	42,533
	16201335	BLD MTC SP	42,244	47,535	47,535
	16201371	CLEANER	36,449	40,258	40,258
	16201372	BLD MTC SP	48,233	53,089	53,089
	16201376	PRJ MGR II	67,863	75,438	75,438
	16201378	BLD MTC SP	48,982	53,836	53,836
	16201382	BLD TR WKR	11,162	0	0
	16201386	HD CLEANER	49,057	44,463	44,463
	16201389	BLD MTC SP	48,233	53,089	53,089
	16201400	BLD MTC SP	51,850	56,693	56,693
	16201405	BLD MTC SP	43,341	48,756	48,756
	16201410	BL MT W I	33,871	38,456	38,456
	16201420	BLD CUST WKR	33,650	35,099	35,099
	16201425	BLD CUST WKR	0	32,214	32,214
	16201430	BLD TR WKR	0	39,130	39,130
	16201435	BLD TR WKR	<u>0</u>	<u>39,130</u>	<u>39,130</u>
	Total Full Time Salary		2,475,738	2,725,423	2,725,423
	Other Part Time Pay		<u>51,000</u>	<u>54,900</u>	<u>54,900</u>
	Division Total		<u>2,526,738</u>	<u>2,780,323</u>	<u>2,780,323</u>
	Department Total		2,526,738	2,780,323	2,780,323
	Total Benefited Employees		55	54	54

PL Notes:

16201305 - Title Change
 16201306 - De-Funded
 16201425 - New Position
 16201430 - New Position
 16201435 - New Position



Department of Public Works - Central Garage (1640)

Brendan Masterson
Commissioner

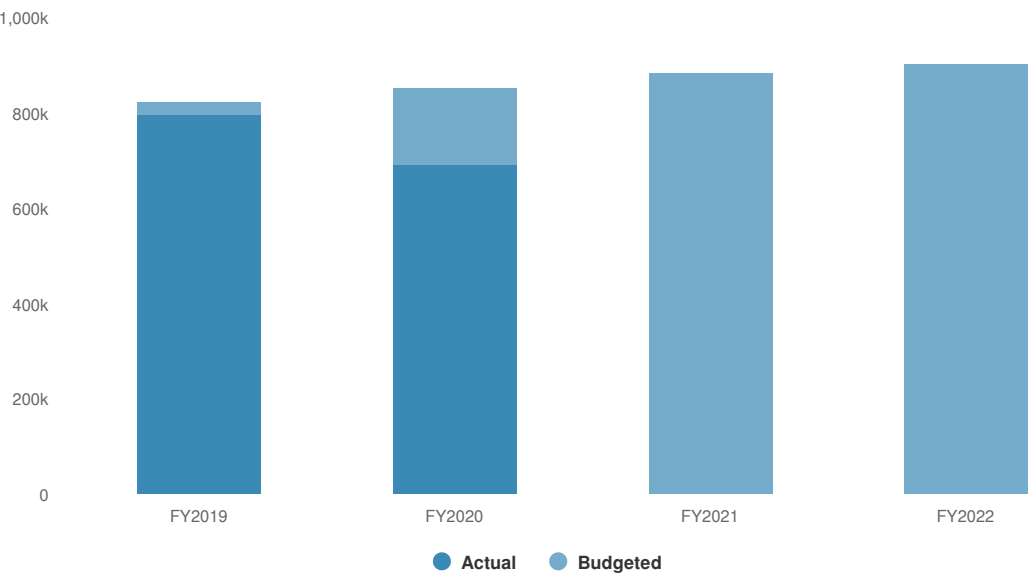
Expenditures Summary

The Expenditures Summary provides a comparison between the 2022 Adopted Budget and the 2021 Amended Budget.

\$902,952

\$18,020
(2.04% vs. prior year)

Department of Public Works - Central Garage (1640) Proposed and Historical Budget vs. Actual



Expenditures by Division and/or Account

This section provides expenditures by division and account to provide the necessary detail required as part of the Adopted Budget.

Name	Account ID	FY2020 Actual	FY2021 Adopted Budget	FY2021 Amended Budget	FY2022 Executive Budget	FY2022 Adopted Budget
Expenditures						
General Government						
Central Auto						
Regular Pay Regular Pay	AA.1640.1260-1300.1300	\$299,081	\$341,535	\$357,749	\$371,743	\$371,743
Part Time Pay Part Time Pay	AA.1640.1260-1400.1400	\$10,109	\$18,373	\$18,348	\$20,250	\$20,250
Overtime Pay Overtime Pay	AA.1640.1260-1410.1410	\$1,372	\$4,500	\$4,500	\$4,500	\$4,500
Contractual Pays Longevity Pay	AA.1640.1260-1420.1440	\$3,500	\$3,500	\$3,500	\$4,500	\$4,500
Contractual Pays Retro Pay	AA.1640.1260-1420.1465			\$5,500		\$0
Computer Equipment Software	AA.1640.1260-2200.2220	\$1,428	\$0	\$0		\$0
Other Equipment & Capital Outlays Auto Equipment	AA.1640.1260-2300.2305	\$0	\$8,900	\$8,900	\$9,000	\$9,000
Supplies Auto Fuel	AA.1640.1260-4000.4000	\$3,111	\$4,500	\$4,500	\$5,500	\$5,500
Supplies Auto Parts	AA.1640.1260-4000.4005	\$106,847	\$140,000	\$144,950	\$140,000	\$140,000
Supplies Office	AA.1640.1260-4000.4025	\$312	\$500	\$500	\$500	\$500
Supplies Other General	AA.1640.1260-4000.4030	\$1,053	\$3,200	\$3,200	\$3,200	\$3,200
Supplies Small Tools & Equipment	AA.1640.1260-4000.4050	\$2,560	\$3,000	\$3,000	\$3,000	\$3,000
Supplies Tires & Batteries	AA.1640.1260-4000.4055	\$36,873	\$50,000	\$50,000	\$50,000	\$50,000
Supplies Tool Parts	AA.1640.1260-4000.4070	\$377	\$0	\$0		\$0
Building Maint & Repair Shredding/Recycling	AA.1640.1260-4200.4215	\$0	\$300	\$300	\$300	\$300
Leases/Rental Equipment	AA.1640.1260-4570.4573	\$2,484	\$2,500	\$2,500	\$2,600	\$2,600
Travel Trvl	AA.1640.1260-4590.4590	\$200	\$300	\$300	\$700	\$700
Maintenance Auto Repair	AA.1640.1260-4690.4690	\$45,304	\$65,000	\$65,000	\$75,000	\$75,000
Maintenance Repair & Maintenance - Equipment	AA.1640.1260-4690.4695	\$3,525	\$4,000	\$4,000	\$4,000	\$4,000
Maintenance Software	AA.1640.1260-4690.4700		\$5,948	\$5,948	\$6,550	\$6,550
Retirement Ret	AA.1640.1260-8000.8000	\$46,636	\$61,429	\$61,429	\$51,661	\$51,661

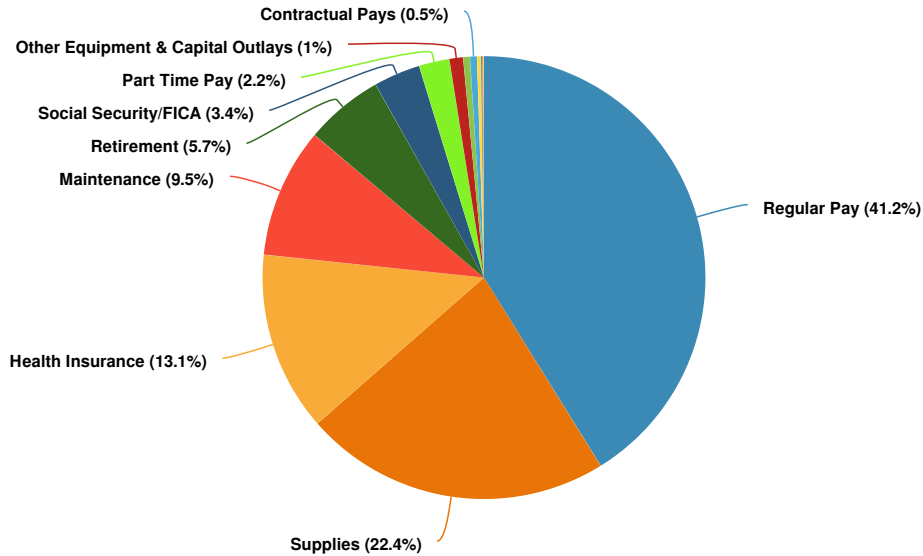


Name	Account ID	FY2020 Actual	FY2021 Adopted Budget	FY2021 Amended Budget	FY2022 Executive Budget	FY2022 Adopted Budget
Social Security/FICA SS/FICA	AA.1640.1260-8010.8010	\$23,550	\$28,145	\$28,566	\$30,676	\$30,676
Health Insurance Dental	AA.1640.1260-8020.8020	\$4,633	\$5,550	\$5,550	\$5,872	\$5,872
Health Insurance Hospital & Medical	AA.1640.1260-8020.8035	\$98,202	\$104,965	\$104,965	\$111,628	\$111,628
Health Insurance Optical	AA.1640.1260-8020.8055	\$1,062	\$777	\$777	\$822	\$822
Employee Payments Uniform Allowance	AA.1640.1260-8060.8075	\$925	\$925	\$950	\$950	\$950
Total Central Auto:		\$693,144	\$857,847	\$884,932	\$902,952	\$902,952
Total General Government:		\$693,144	\$857,847	\$884,932	\$902,952	\$902,952
Total Expenditures:		\$693,144	\$857,847	\$884,932	\$902,952	\$902,952

Expenditures by Expense Type

This section provides a summary of expenditures by type to provide context on categorical spending.

Budgeted Expenditures by Expense Type

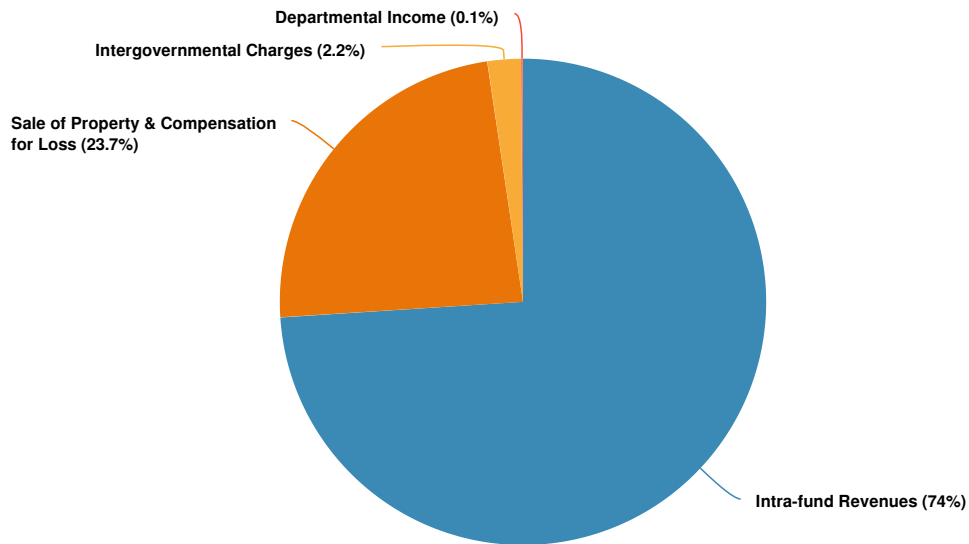


Name	FY2020 Actual	FY2021 Adopted Budget	FY2021 Amended Budget	FY2022 Executive Budget	FY2022 Adopted Budget
Expense Objects					
Regular Pay	\$299,081	\$341,535	\$357,749	\$371,743	\$371,743
Part Time Pay	\$10,109	\$18,373	\$18,348	\$20,250	\$20,250
Overtime Pay	\$1,372	\$4,500	\$4,500	\$4,500	\$4,500
Contractual Pays	\$3,500	\$3,500	\$9,000	\$4,500	\$4,500
Computer Equipment	\$1,428	\$0	\$0		\$0
Other Equipment & Capital Outlays	\$0	\$8,900	\$8,900	\$9,000	\$9,000
Supplies	\$151,133	\$201,200	\$206,150	\$202,200	\$202,200
Building Maint & Repair	\$0	\$300	\$300	\$300	\$300
Leases/Rental	\$2,484	\$2,500	\$2,500	\$2,600	\$2,600
Travel	\$200	\$300	\$300	\$700	\$700
Maintenance	\$48,829	\$74,948	\$74,948	\$85,550	\$85,550
Retirement	\$46,636	\$61,429	\$61,429	\$51,661	\$51,661
Social Security/FICA	\$23,550	\$28,145	\$28,566	\$30,676	\$30,676
Health Insurance	\$103,897	\$111,292	\$111,292	\$118,322	\$118,322
Employee Payments	\$925	\$925	\$950	\$950	\$950
Total Expense Objects:	\$693,144	\$857,847	\$884,932	\$902,952	\$902,952



Revenues by Source

Projected 2022 Revenues by Source



Name	Account ID	FY2020 Actual	FY2021 Adopted Budget	FY2021 Amended Budget	FY2022 Executive Budget	FY2022 Adopted Budget
Revenue Source						
Departmental Income						
Departmental Income Other General Dep. Income	AA.1640.1260-3120.1289	\$0	\$500	\$500	\$500	\$500
Total Departmental Income:		\$0	\$500	\$500	\$500	\$500
Intergovernmental Charges						
Intergovernmental Charges General Services-Other Gov	AA.1640.1260-3200.2210	\$795	\$9,000	\$9,000	\$9,000	\$9,000
Total Intergovernmental Charges:		\$795	\$9,000	\$9,000	\$9,000	\$9,000
Sale of Property & Compensation for Loss						
Sale of Property & Compensation for Loss Sale of Scraps & Excess Material	AA.1640.1260-3270.2650	\$441	\$1,000	\$1,000	\$1,000	\$1,000
Sale of Property & Compensation for Loss Sales of Equipment	AA.1640.1260-3270.2665	\$9,848	\$95,000	\$95,000	\$95,000	\$95,000
Total Sale of Property & Compensation for Loss:		\$10,289	\$96,000	\$96,000	\$96,000	\$96,000
Intra-fund Revenues						
Intra-fund Revenues Inter-departmental Revenues	AA.1640.1260-3600.2802	\$221,177	\$300,000	\$300,000	\$300,000	\$300,000
Total Intra-fund Revenues:		\$221,177	\$300,000	\$300,000	\$300,000	\$300,000
Total Revenue Source:		\$232,261	\$405,500	\$405,500	\$405,500	\$405,500



Department Position Summary - Department of Public Works - Central Garage (1640)

A1640		Central Garage			
Division	Position #	Title	2021 Adopted	2022 Executive Recommended	2022 Adopted
1260					
	16401820	SR RR TECH	60,894	66,867	66,867
	16401825	AUT MEC II	51,323	56,618	56,618
	16401830	DC DPW FLT	73,025	85,643	85,643
	16401835	AUT MEC II	52,242	57,533	57,533
	16401840	AUT MEC II	53,098	58,386	58,386
	16401845	AUT MEC II	<u>50,953</u>	<u>46,696</u>	<u>46,696</u>
	Total Full Time Salary		341,535	371,743	371,743
	Other Part Time Pay		<u>18,373</u>	<u>20,250</u>	<u>20,250</u>
	Division Total		<u>359,908</u>	<u>391,993</u>	<u>391,993</u>
	Department Total		359,908	391,993	391,993
	Total Benefited Employees		6	6	6

Department of Public Works - Off-Street Parking (5650)

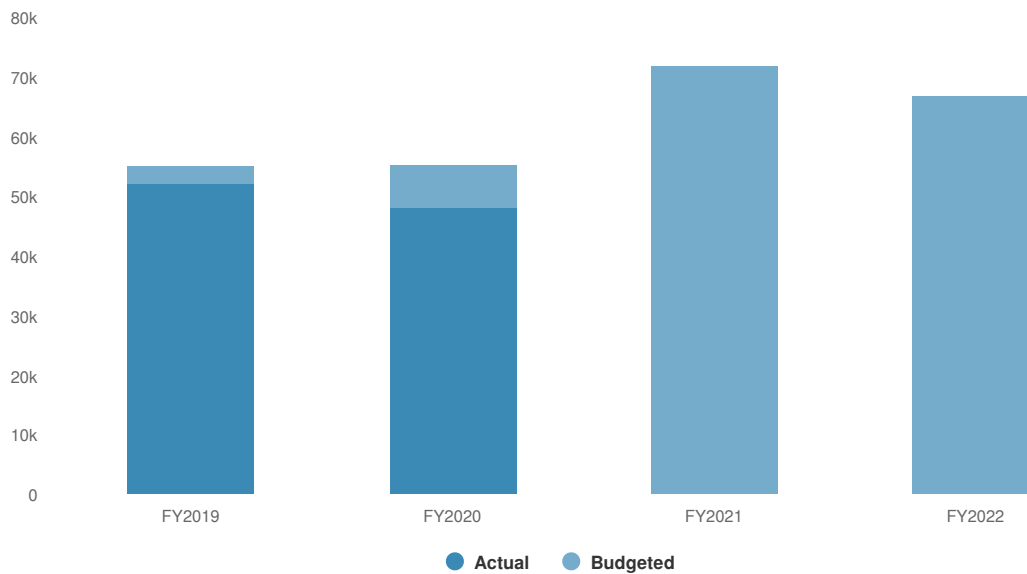
Brendan Masterson
Commissioner

Expenditures Summary

The Expenditures Summary provides a comparison between the 2022 Adopted Budget and the 2021 Amended Budget.

\$66,940 **-\$4,980**
(-6.92% vs. prior year)

Department of Public Works - Off-Street Parking (5650) Proposed and Historical Budget vs. Actual



Expenditures by Division and/or Account

This section provides expenditures by division and account to provide the necessary detail required as part of the Adopted Budget.

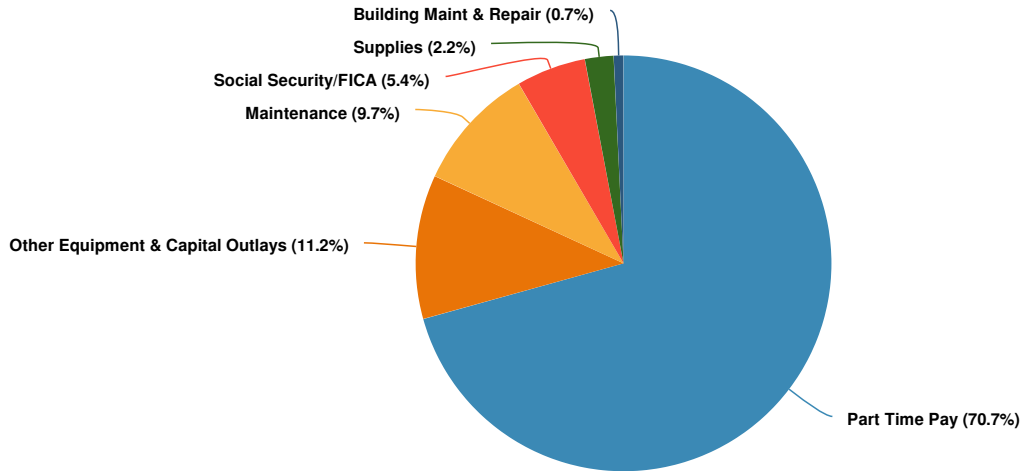
Name	Account ID	FY2020 Actual	FY2021 Adopted Budget	FY2021 Amended Budget	FY2022 Executive Budget	FY2022 Adopted Budget
Expenditures						
Transportation						
Off Street Parking						
Part Time Pay Part Time Pay	AA.5650.5930-1400.1400	\$43,365	\$44,500	\$45,965	\$47,320	\$47,320
Contractual Pays Retro Pay	AA.5650.5930-1420.1465			\$1,050		\$0
Other Equipment & Capital Outlays Building Equipment	AA.5650.5930-2300.2320	\$0	\$15,000	\$18,000	\$7,500	\$7,500
Supplies Other General	AA.5650.5930-4000.4030	\$591	\$1,500	\$1,500	\$1,500	\$1,500
Building Maint & Repair Other Building Maint & Repair	AA.5650.5930-4200.4295	\$252	\$500	\$500	\$500	\$500
Maintenance Repair & Maintenance - Equipment	AA.5650.5930-4690.4695	\$422	\$1,500	\$1,500	\$6,500	\$6,500
Social Security/FICA SS/FICA	AA.5650.5930-8010.8010	\$3,317	\$3,405	\$3,405	\$3,620	\$3,620
Total Off Street Parking:		\$47,947	\$66,405	\$71,920	\$66,940	\$66,940
Total Transportation:		\$47,947	\$66,405	\$71,920	\$66,940	\$66,940
Total Expenditures:		\$47,947	\$66,405	\$71,920	\$66,940	\$66,940



Expenditures by Expense Type

This section provides a summary of expenditures by type to provide context on categorical spending.

Budgeted Expenditures by Expense Type

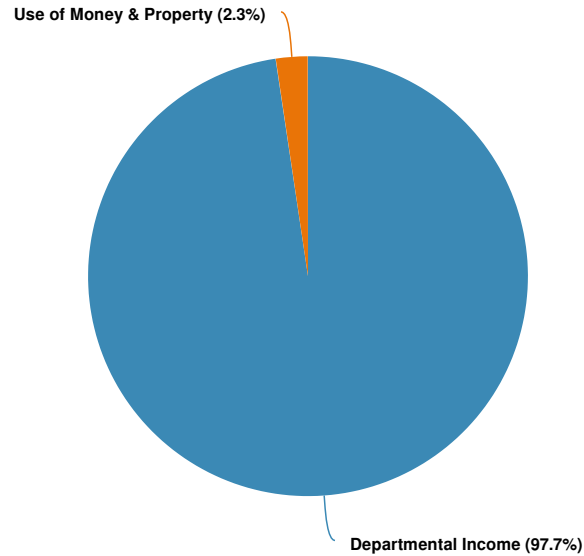


Name	FY2020 Actual	FY2021 Adopted Budget	FY2021 Amended Budget	FY2022 Executive Budget	FY2022 Adopted Budget
Expense Objects					
Part Time Pay	\$43,365	\$44,500	\$45,965	\$47,320	\$47,320
Contractual Pays			\$1,050		\$0
Other Equipment & Capital Outlays	\$0	\$15,000	\$18,000	\$7,500	\$7,500
Supplies	\$591	\$1,500	\$1,500	\$1,500	\$1,500
Building Maint & Repair	\$252	\$500	\$500	\$500	\$500
Maintenance	\$422	\$1,500	\$1,500	\$6,500	\$6,500
Social Security/FICA	\$3,317	\$3,405	\$3,405	\$3,620	\$3,620
Total Expense Objects:	\$47,947	\$66,405	\$71,920	\$66,940	\$66,940

Revenues by Source

This section provides a detailed listing of revenues by source and account.

Projected 2022 Revenues by Source



Name	Account ID	FY2020 Actual	FY2021 Adopted Budget	FY2021 Amended Budget	FY2022 Executive Budget	FY2022 Adopted Budget
Revenue Source						
Departmental Income						
Departmental Income Parking Lots & Garages	AA.5650.5930-3120.1721	\$12,239	\$50,000	\$50,000	\$50,000	\$50,000
Total Departmental Income:		\$12,239	\$50,000	\$50,000	\$50,000	\$50,000
Use of Money & Property						
Use of Money & Property Rental of Real Property	AA.5650.5930-3240.2410	\$1,200	\$1,200	\$1,200	\$1,200	\$1,200
Total Use of Money & Property:		\$1,200	\$1,200	\$1,200	\$1,200	\$1,200
Total Revenue Source:		\$13,439	\$51,200	\$51,200	\$51,200	\$51,200

Department Position Summary - Department of Public Works - Off Street Parking (5650)

A5650		Off Street Parking			
Division	Position #	Title	2021 Adopted	2022 Executive Recommended	2022 Adopted
5930					
		Other Part Time Pay	<u>44,500</u>	<u>47,320</u>	<u>47,320</u>
		Division Total	<u>44,500</u>	<u>47,320</u>	<u>47,320</u>
		Department Total	44,500	47,320	47,320
		Total Benefited Employees	0	0	0

Department of Public Works - Parks (7110)

Brendan Masterson
Commissioner

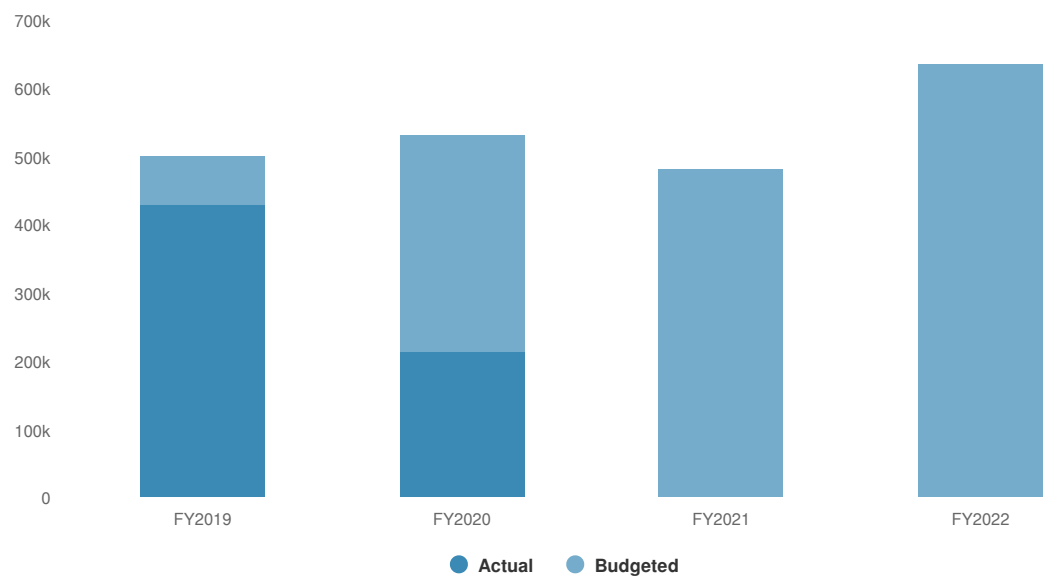
Expenditures Summary

The Expenditures Summary provides a comparison between the 2022 Adopted Budget and the 2021 Amended Budget.

\$636,391

\$153,267
(31.72% vs. prior year)

Department of Public Works - Parks (7110) Proposed and Historical Budget vs. Actual



Expenditures by Division and/or Account

This section provides expenditures by division and account to provide the necessary detail required as part of the Adopted Budget.

Name	Account ID	FY2020 Actual	FY2021 Adopted Budget	FY2021 Amended Budget	FY2022 Executive Budget	FY2022 Adopted Budget
Expenditures						
Culture and Recreation						
Parks						
Sojourner Truth/Ulster Lnding Pk						
Part Time Pay Part Time Pay	AA.7110.3000-1400.1400	\$0	\$85,000	\$82,500	\$120,000	\$120,000
Overtime Pay Overtime Pay	AA.7110.3000-1410.1410	\$0	\$500	\$4,500	\$1,000	\$1,000
Other Equipment & Capital Outlays Other Equipment	AA.7110.3000-2300.2500	\$0	\$0	\$6,000	\$15,000	\$15,000
Supplies Building & Maintenance	AA.7110.3000-4000.4010	\$10	\$750	\$750	\$750	\$750
Supplies Other General	AA.7110.3000-4000.4030	\$16	\$1,500	\$1,500	\$1,500	\$1,500
Supplies Safety	AA.7110.3000-4000.4045	\$253	\$500	\$500	\$500	\$500
Supplies Small Tools & Equipment	AA.7110.3000-4000.4050	\$30	\$250	\$250	\$250	\$250
Building Maint & Repair Gas & Electricity	AA.7110.3000-4200.4200	\$1,293	\$2,250	\$2,250	\$2,250	\$2,250
Building Maint & Repair Fire Extinguisher Maintenance	AA.7110.3000-4200.4210	\$0	\$100	\$100	\$100	\$100
Building Maint & Repair Shredding/Recycling	AA.7110.3000-4200.4215	\$37	\$2,800	\$2,800	\$2,500	\$2,500
Building Maint & Repair Other Fuels	AA.7110.3000-4200.4240	\$929	\$1,000	\$1,000	\$1,200	\$1,200
Building Maint & Repair Pest Control	AA.7110.3000-4200.4245	\$70	\$300	\$300	\$300	\$300
Building Maint & Repair Security & Alarm Maintenance	AA.7110.3000-4200.4250	\$610	\$800	\$800	\$1,500	\$1,500
Building Maint & Repair Other Building Maint & Repair	AA.7110.3000-4200.4295	\$217	\$3,000	\$2,900	\$3,000	\$3,000
Professional Services Environmental	AA.7110.3000-4300.4360	\$30	\$400	\$400	\$400	\$400
Leases/Rental Equipment	AA.7110.3000-4570.4573	\$1,466	\$2,000	\$2,100	\$2,000	\$2,000
Maintenance Repair & Maintenance - Equipment	AA.7110.3000-4690.4695	\$739	\$1,000	\$1,000	\$1,000	\$1,000
Social Security/FICA SS/FICA	AA.7110.3000-8010.8010	\$8,369	\$6,541	\$6,541	\$9,257	\$9,257
Total Sojourner Truth/Ulster Lnding Pk:		\$14,069	\$108,691	\$116,191	\$162,507	\$162,507
New Paltz Pool						
Part Time Pay Part Time Pay	AA.7110.3001-1400.1400	\$107,445	\$145,000	\$145,000	\$185,000	\$185,000



Name	Account ID	FY2020 Actual	FY2021 Adopted Budget	FY2021 Amended Budget	FY2022 Executive Budget	FY2022 Adopted Budget
Overtime Pay Overtime Pay	AA.7110.3001-1410.1410	\$1,948	\$7,500	\$7,500	\$10,000	\$10,000
Other Equipment & Capital Outlays Building Equipment	AA.7110.3001-2300.2320	\$1,639	\$0	\$3,200	\$0	\$0
Other Equipment & Capital Outlays Other Equipment	AA.7110.3001-2300.2500	\$23,780	\$0	\$0	\$16,200	\$16,200
Supplies Building & Maintenance	AA.7110.3001-4000.4010	\$68	\$2,500	\$2,500	\$2,500	\$2,500
Supplies Cleaning Supplies	AA.7110.3001-4000.4015	\$99	\$1,000	\$1,000	\$1,000	\$1,000
Supplies Other General	AA.7110.3001-4000.4030	\$32,048	\$40,000	\$34,375	\$40,000	\$40,000
Supplies Program	AA.7110.3001-4000.4040	\$979	\$750	\$750	\$750	\$750
Supplies Safety	AA.7110.3001-4000.4045	\$0	\$1,000	\$1,000	\$1,000	\$1,000
Supplies Small Tools & Equipment	AA.7110.3001-4000.4050	\$0	\$750	\$750	\$750	\$750
Supplies Tool Parts	AA.7110.3001-4000.4070	\$18	\$750	\$750	\$750	\$750
Building Maint & Repair Gas & Electricity	AA.7110.3001-4200.4200	\$10,502	\$12,000	\$12,000	\$12,000	\$12,000
Building Maint & Repair Fire Extinguisher Maintenance	AA.7110.3001-4200.4210	\$0	\$750	\$750	\$750	\$750
Building Maint & Repair Shredding/Recycling	AA.7110.3001-4200.4215	\$1,316	\$2,700	\$2,700	\$2,700	\$2,700
Building Maint & Repair Heating Fuel	AA.7110.3001-4200.4230	\$1,636	\$3,000	\$3,000	\$3,000	\$3,000
Building Maint & Repair Pest Control	AA.7110.3001-4200.4245	\$120	\$400	\$400	\$400	\$400
Building Maint & Repair Security & Alarm Maintenance	AA.7110.3001-4200.4250	\$980	\$1,500	\$1,500	\$1,500	\$1,500
Building Maint & Repair Other Building Maint & Repair	AA.7110.3001-4200.4295	\$3,336	\$27,500	\$22,800	\$27,500	\$27,500
Professional Services Environmental	AA.7110.3001-4300.4360	\$223	\$720	\$720	\$720	\$720
Professional Services Other Fees	AA.7110.3001-4300.4505	\$165	\$7,000	\$12,625	\$7,000	\$7,000
Leases/Rental Equipment	AA.7110.3001-4570.4573	\$115	\$500	\$500	\$500	\$500
Misc Contractual Expense Licenses & Certifications	AA.7110.3001-4600.4620	\$153	\$5,266	\$5,266	\$5,266	\$5,266
Misc Contractual Expense Memberships	AA.7110.3001-4600.4625	\$163	\$325	\$325	\$325	\$325
Misc Contractual Expense Printing Service	AA.7110.3001-4600.4650		\$600	\$600	\$600	\$600
Maintenance Repair & Maintenance - Equipment	AA.7110.3001-4690.4695	\$0	\$0	\$1,500	\$1,500	\$1,500
Social Security/FICA SS/FICA	AA.7110.3001-8010.8010	\$0	\$11,667	\$11,667	\$14,918	\$14,918
Total New Paltz Pool:		\$186,732	\$273,178	\$273,178	\$336,629	\$336,629



Name	Account ID	FY2020 Actual	FY2021 Adopted Budget	FY2021 Amended Budget	FY2022 Executive Budget	FY2022 Adopted Budget
Rail & Trails						
Part Time Pay Part Time Pay	AA.7110.3002-1400.1400	\$0	\$25,000	\$23,500	\$25,000	\$25,000
Other Equipment & Capital Outlays Other Equipment	AA.7110.3002-2300.2500	\$1,626	\$13,000	\$7,000	\$14,500	\$14,500
Supplies Other General	AA.7110.3002-4000.4030	\$64	\$5,000	\$5,000	\$5,000	\$5,000
Supplies Small Tools & Equipment	AA.7110.3002-4000.4050	\$0	\$2,000	\$2,000	\$2,000	\$2,000
Supplies Tool Parts	AA.7110.3002-4000.4070	\$43	\$1,000	\$1,000	\$1,000	\$1,000
Road/Highway Materials Other Road/Highway Materials	AA.7110.3002-4100.4125	\$0	\$10,000	\$10,000	\$10,000	\$10,000
Building Maint & Repair Gas & Electricity	AA.7110.3002-4200.4200	\$3,324	\$3,000	\$3,000	\$4,000	\$4,000
Building Maint & Repair Shredding/Recycling	AA.7110.3002-4200.4215	\$0	\$750	\$750	\$750	\$750
Building Maint & Repair Pest Control	AA.7110.3002-4200.4245	\$0	\$500	\$500	\$500	\$500
Building Maint & Repair Security & Alarm Maintenance	AA.7110.3002-4200.4250	\$0	\$500	\$500	\$500	\$500
Building Maint & Repair Other Building Maint & Repair	AA.7110.3002-4200.4295	\$0	\$10,000	\$9,200	\$10,000	\$10,000
Professional Services Other Fees	AA.7110.3002-4300.4505	\$110	\$25,000	\$6,500	\$40,000	\$40,000
Misc Contractual Expense Licenses & Certifications	AA.7110.3002-4600.4620		\$1,766	\$1,766	\$1,766	\$1,766
Misc Contractual Expense Memberships	AA.7110.3002-4600.4625		\$180	\$180	\$180	\$180
Maintenance Repair & Maintenance - Equipment	AA.7110.3002-4690.4695	\$1,009	\$0	\$0		\$0
Social Security/FICA SS/FICA	AA.7110.3002-8010.8010	\$0	\$1,913	\$1,913	\$1,913	\$1,913
Total Rail & Trails:		\$6,177	\$99,609	\$72,809	\$117,109	\$117,109
Fairgrounds						
Other Equipment & Capital Outlays Building Equipment	AA.7110.3003-2300.2320	\$0	\$5,000	\$5,000	\$5,000	\$5,000
Supplies Other General	AA.7110.3003-4000.4030	\$0	\$1,500	\$1,000	\$1,500	\$1,500
Building Maint & Repair Pest Control	AA.7110.3003-4200.4245	\$120	\$600	\$600	\$600	\$600
Building Maint & Repair Security & Alarm Maintenance	AA.7110.3003-4200.4250	\$1,190	\$1,600	\$2,400	\$1,600	\$1,600
Building Maint & Repair Other Building Maint & Repair	AA.7110.3003-4200.4295	\$3,704	\$6,000	\$6,500	\$6,000	\$6,000
Professional Services Environmental	AA.7110.3003-4300.4360	\$943	\$3,000	\$3,000	\$3,000	\$3,000
Professional Services Other Fees	AA.7110.3003-4300.4505	\$165	\$500	\$500	\$500	\$500

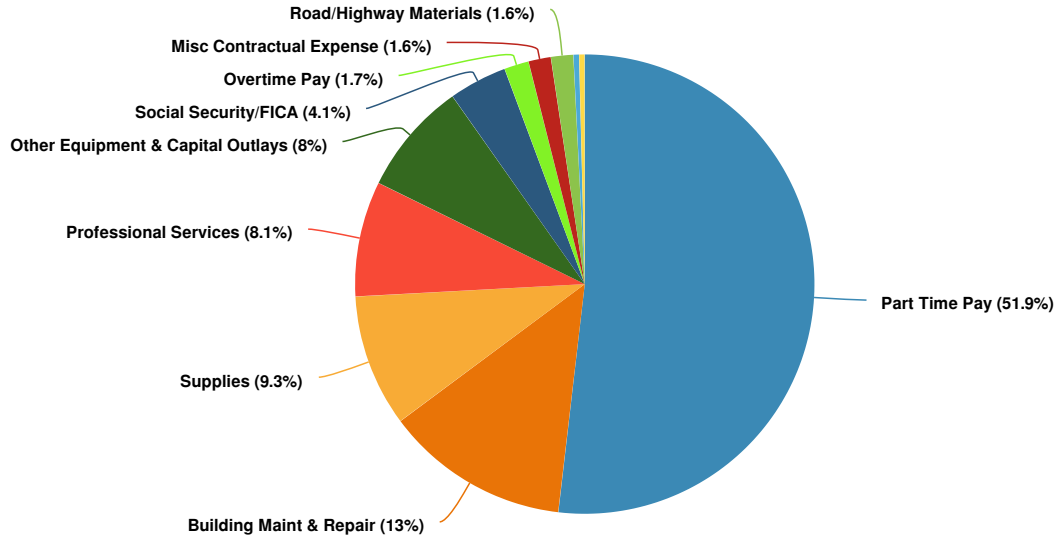


Name	Account ID	FY2020 Actual	FY2021 Adopted Budget	FY2021 Amended Budget	FY2022 Executive Budget	FY2022 Adopted Budget
Misc Contractual Expense Licenses & Certifications	AA.7110.3003- 4600.4620	\$153	\$1,766	\$1,766	\$1,766	\$1,766
Misc Contractual Expense Memberships	AA.7110.3003- 4600.4625	\$163	\$180	\$180	\$180	\$180
Total Fairgrounds:		\$6,436	\$20,146	\$20,946	\$20,146	\$20,146
Total Parks:		\$213,414	\$501,624	\$483,124	\$636,391	\$636,391
Total Culture and Recreation:		\$213,414	\$501,624	\$483,124	\$636,391	\$636,391
Total Expenditures:		\$213,414	\$501,624	\$483,124	\$636,391	\$636,391

Expenditures by Expense Type

This section provides a summary of expenditures by type to provide context on categorical spending.

Budgeted Expenditures by Expense Type



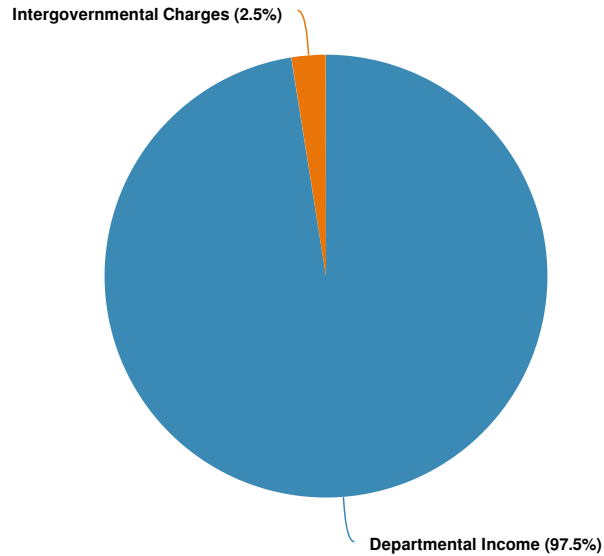
Name	FY2020 Actual	FY2021 Adopted Budget	FY2021 Amended Budget	FY2022 Executive Budget	FY2022 Adopted Budget
Expense Objects					
Part Time Pay	\$107,445	\$255,000	\$251,000	\$330,000	\$330,000
Overtime Pay	\$1,948	\$8,000	\$12,000	\$11,000	\$11,000
Other Equipment & Capital Outlays	\$27,046	\$18,000	\$21,200	\$50,700	\$50,700
Supplies	\$33,628	\$59,250	\$53,125	\$59,250	\$59,250
Road/Highway Materials	\$0	\$10,000	\$10,000	\$10,000	\$10,000
Building Maint & Repair	\$29,385	\$81,050	\$76,750	\$82,650	\$82,650
Professional Services	\$1,635	\$36,620	\$23,745	\$51,620	\$51,620
Leases/Rental	\$1,581	\$2,500	\$2,600	\$2,500	\$2,500
Misc Contractual Expense	\$630	\$10,083	\$10,083	\$10,083	\$10,083
Maintenance	\$1,748	\$1,000	\$2,500	\$2,500	\$2,500
Social Security/FICA	\$8,369	\$20,121	\$20,121	\$26,088	\$26,088
Total Expense Objects:	\$213,414	\$501,624	\$483,124	\$636,391	\$636,391



Revenues by Source

This section provides a detailed listing of revenues by source and account.

Projected 2022 Revenues by Source



Name	Account ID	FY2020 Actual	FY2021 Adopted Budget	FY2021 Amended Budget	FY2022 Executive Budget	FY2022 Adopted Budget
Revenue Source						
Departmental Income						
Departmental Income Park & Recreational Charges	AA.7110.3000-3120.2001	\$0	\$4,500	\$4,500	\$4,500	\$4,500
Departmental Income Park & Recreational Charges	AA.7110.3001-3120.2001	\$68,233	\$120,000	\$120,000	\$120,000	\$120,000
Departmental Income Recreational Concessions	AA.7110.3001-3120.2012	\$1,800	\$2,600	\$2,600	\$2,600	\$2,600
Departmental Income Other Culture & Recreation Inc	AA.7110.3002-3120.2089	\$66,393	\$67,000	\$67,000	\$68,000	\$68,000
Total Departmental Income:		\$136,426	\$194,100	\$194,100	\$195,100	\$195,100
Intergovernmental Charges						
Intergovernmental Charges Youth Recreation Svc - Other Gov	AA.7110.3001-3200.2350	\$0	\$5,000	\$5,000	\$5,000	\$5,000
Total Intergovernmental Charges:		\$0	\$5,000	\$5,000	\$5,000	\$5,000
Total Revenue Source:		\$136,426	\$199,100	\$199,100	\$200,100	\$200,100

Department Position Summary - Department of Public Works - Parks (7110)

A7110			Parks		
Division	Position #	Title	2021 Adopted	2022 Executive Recommended	2022 Adopted
3000					
	N/A	Other Part Time Pay	85,000	120,000	120,000
		Division Total	<u>85,000</u>	<u>120,000</u>	<u>120,000</u>
3001					
	N/A	Other Part Time Pay	145,000	185,000	185,000
		Division Total	<u>145,000</u>	<u>185,000</u>	<u>185,000</u>
3002					
	N/A	Other Part Time Pay	25,000	25,000	25,000
		Division Total	<u>25,000</u>	<u>25,000</u>	<u>25,000</u>
		Department Total	255,000	330,000	330,000
		Total Benefited Employees	0	0	0



Department of Public Works - Highway Administration (5010 - County Road Fund D)

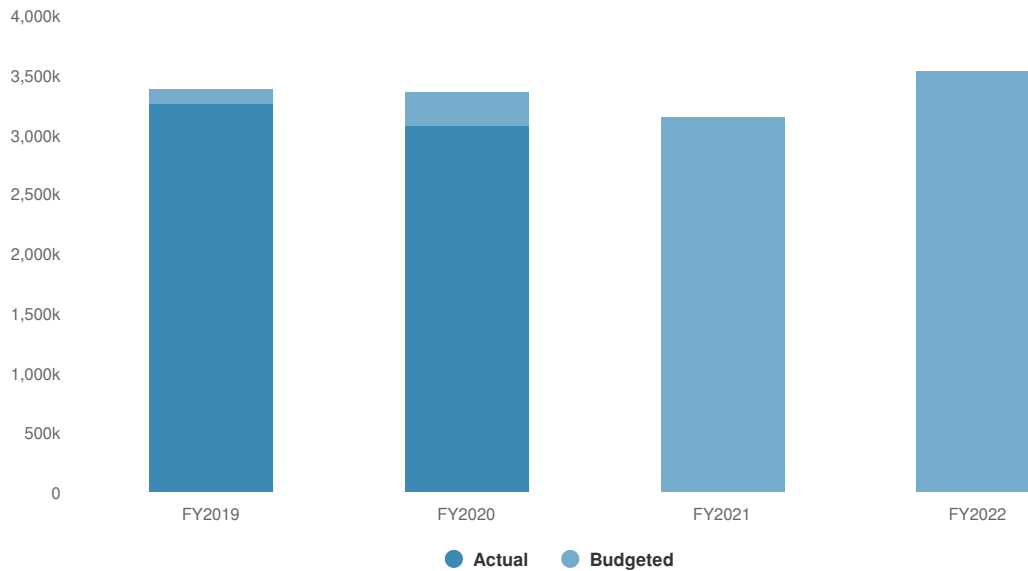
Brendan Masterson
Commissioner

Expenditures Summary

The Expenditures Summary provides a comparison between the 2022 Adopted Budget and the 2021 Amended Budget.

\$3,540,200 **\$395,379**
(12.57% vs. prior year)

Department of Public Works - Highway Administration (5010 - County Road Fund D) Proposed and Historical Budget vs. Actual



Expenditures by Division and/or Account

This section provides expenditures by division and account to provide the necessary detail required as part of the Adopted Budget.

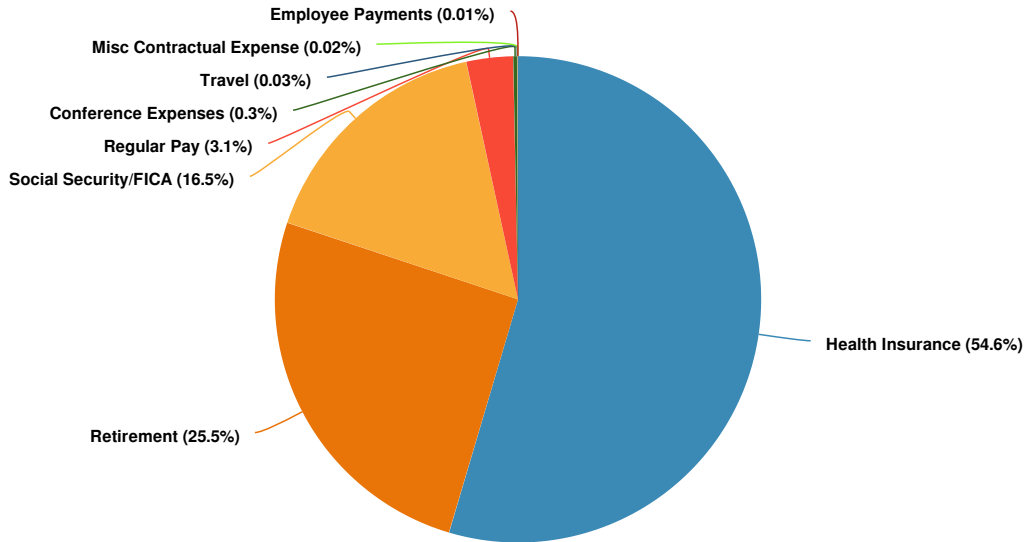
Name	Account ID	FY2020 Actual	FY2021 Adopted Budget	FY2021 Amended Budget	FY2022 Executive Budget	FY2022 Adopted Budget
Expenditures						
Transportation						
Highway Admin						
Regular Pay Regular Pay	DD.5010.5010-1300.1300	\$107,319	\$106,715	\$106,715	\$109,491	\$109,491
Contractual Pays Longevity Pay	DD.5010.5010-1420.1440	\$5,500	\$5,500	\$5,500	\$0	\$0
Conference Expenses Con Exp	DD.5010.5010-4580.4580	\$2,138	\$0	\$0	\$9,000	\$9,000
Travel Trvl	DD.5010.5010-4590.4590	\$750	\$0	\$475	\$1,000	\$1,000
Misc Contractual Expense Licenses & Certifications	DD.5010.5010-4600.4620	\$30	\$0	\$0		\$0
Misc Contractual Expense Memberships	DD.5010.5010-4600.4625	\$300	\$500	\$375	\$600	\$600
Misc Contractual Expense Periodicals	DD.5010.5010-4600.4635	\$161	\$200	\$200	\$200	\$200
Retirement Ret	DD.5010.5010-8000.8000	\$762,123	\$827,062	\$825,162	\$903,805	\$903,805
Social Security/FICA SS/FICA	DD.5010.5010-8010.8010	\$385,862	\$430,545	\$430,545	\$583,133	\$583,133
Health Insurance Dental	DD.5010.5010-8020.8020	\$78,759	\$86,945	\$86,945	\$95,911	\$95,911
Health Insurance Health Insurance Buyback	DD.5010.5010-8020.8030	\$14,666	\$0	\$0		\$0
Health Insurance Hospital & Medical	DD.5010.5010-8020.8035	\$1,669,542	\$1,644,453	\$1,644,453	\$1,823,253	\$1,823,253
Health Insurance Optical	DD.5010.5010-8020.8055	\$18,058	\$12,176	\$12,176	\$13,432	\$13,432
Employee Payments Sick Time Buyback	DD.5010.5010-8060.8065	\$13,748	\$20,000	\$21,900	\$0	\$0
Employee Payments Tuition	DD.5010.5010-8060.8070	\$6,383	\$0	\$0		\$0
Employee Payments Uniform Allowance	DD.5010.5010-8060.8075	\$375	\$375	\$375	\$375	\$375
Employee Payments Vacation Buy Back	DD.5010.5010-8060.8080	\$9,518	\$10,000	\$10,000	\$0	\$0
Total Highway Admin:		\$3,075,232	\$3,144,471	\$3,144,821	\$3,540,200	\$3,540,200
Total Transportation:		\$3,075,232	\$3,144,471	\$3,144,821	\$3,540,200	\$3,540,200
Total Expenditures:		\$3,075,232	\$3,144,471	\$3,144,821	\$3,540,200	\$3,540,200



Expenditures by Expense Type

This section provides a summary of expenditures by type to provide context on categorical spending.

Budgeted Expenditures by Expense Type



Name	FY2020 Actual	FY2021 Adopted Budget	FY2021 Amended Budget	FY2022 Executive Budget	FY2022 Adopted Budget
Expense Objects					
Regular Pay	\$107,319	\$106,715	\$106,715	\$109,491	\$109,491
Contractual Pays	\$5,500	\$5,500	\$5,500	\$0	\$0
Conference Expenses	\$2,138	\$0	\$0	\$9,000	\$9,000
Travel	\$750	\$0	\$475	\$1,000	\$1,000
Misc Contractual Expense	\$491	\$700	\$575	\$800	\$800
Retirement	\$762,123	\$827,062	\$825,162	\$903,805	\$903,805
Social Security/FICA	\$385,862	\$430,545	\$430,545	\$583,133	\$583,133
Health Insurance	\$1,781,026	\$1,743,574	\$1,743,574	\$1,932,596	\$1,932,596
Employee Payments	\$30,024	\$30,375	\$32,275	\$375	\$375
Total Expense Objects:	\$3,075,232	\$3,144,471	\$3,144,821	\$3,540,200	\$3,540,200



Revenues by Source

This section provides a detailed listing of revenues by source and account.

Projected 2022 Revenues by Source

Name	Account ID	FY2020 Actual	FY2021 Adopted Budget	FY2021 Amended Budget	FY2022 Adopted Budget	FY2022 Budgeted
Revenue Source						
State Aid						
State Aid Other Transportation	DD.5010.5010- 3300.3589	\$1,783	\$0	\$0	\$0	\$0
Total State Aid:		\$1,783	\$0	\$0	\$0	\$0
Total Revenue Source:		\$1,783	\$0	\$0	\$0	\$0



Department Position Summary - Highway Administration (5010)

D5010		Highway Administration			
Division	Position #	Title	2021 Adopted	2022 Executive Recommended	2022 Adopted
5010					
	50101001	COMM PW	<u>106,715</u>	<u>109,491</u>	<u>109,491</u>
		Total Full Time Salary	106,715	109,491	109,491
		Division Total	<u>106,715</u>	<u>109,491</u>	<u>109,491</u>
		Department Total	106,715	109,491	109,491
		Total Benefited Employees	1	1	1

Department of Public Works - Engineering (5020 - County Road Fund D)

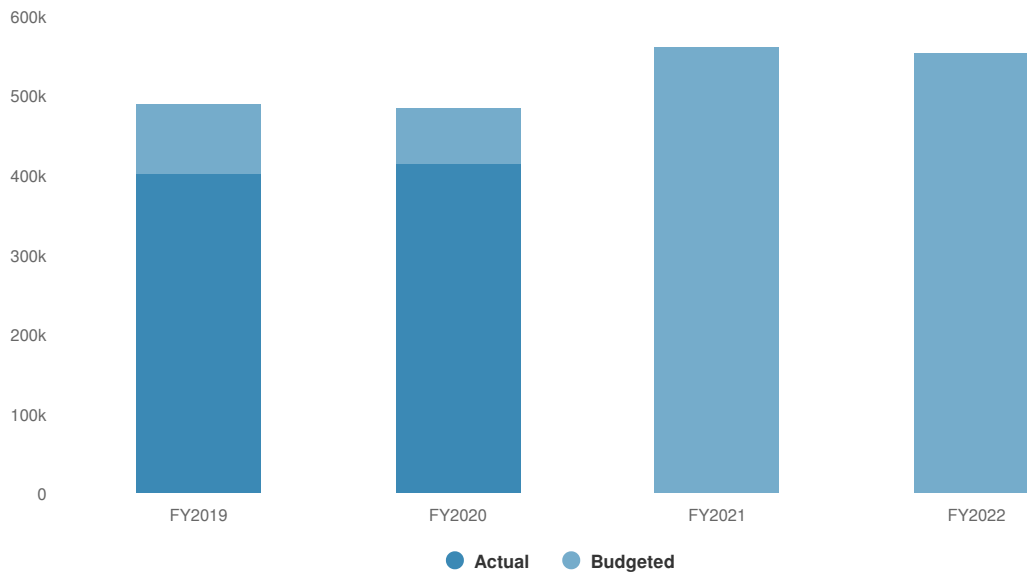
Brendan Masterson
Commissioner

Expenditures Summary

The Expenditures Summary provides a comparison between the 2022 Adopted Budget and the 2021 Amended Budget.

\$554,643 **-\$7,271**
(-1.29% vs. prior year)

Department of Public Works - Engineering (5020 - County Road Fund D) Proposed and Historical Budget vs. Actual



Expenditures by Division and/or Account

This section provides expenditures by division and account to provide the necessary detail required as part of the Adopted Budget.

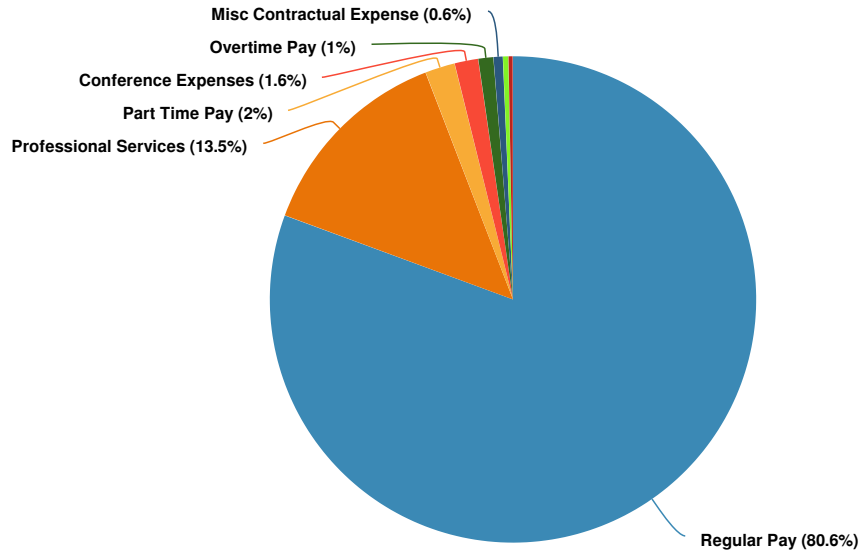
Name	Account ID	FY2020 Actual	FY2021 Adopted Budget	FY2021 Amended Budget	FY2022 Executive Budget	FY2022 Adopted Budget
Expenditures						
Transportation						
Engineering						
Engineering						
Regular Pay Regular Pay	DD.5020.5020-1300.1300	\$372,686	\$371,966	\$410,189	\$447,218	\$447,218
Part Time Pay Part Time Pay	DD.5020.5020-1400.1400	\$91	\$10,000	\$10,000	\$11,000	\$11,000
Overtime Pay Overtime Pay	DD.5020.5020-1410.1410	\$839	\$4,700	\$4,700	\$5,500	\$5,500
Contractual Pays Retro Pay	DD.5020.5020-1420.1465	\$0		\$18,100		\$0
Professional Services Engineering	DD.5020.5020-4300.4355	\$36,600	\$75,000	\$105,500	\$75,000	\$75,000
Professional Services Other Fees	DD.5020.5020-4300.4505	\$720	\$0	\$0		\$0
Conference Expenses Con Exp	DD.5020.5020-4580.4580	\$2,090	\$4,000	\$4,000	\$8,800	\$8,800
Travel Trvl	DD.5020.5020-4590.4590	\$147	\$150	\$150	\$2,000	\$2,000
Misc Contractual Expense Licenses & Certifications	DD.5020.5020-4600.4620	\$286	\$5,000	\$5,000	\$500	\$500
Misc Contractual Expense Memberships	DD.5020.5020-4600.4625	\$0	\$150	\$150	\$500	\$500
Misc Contractual Expense Periodicals	DD.5020.5020-4600.4635	\$78	\$500	\$500	\$500	\$500
Misc Contractual Expense Other	DD.5020.5020-4600.4660	\$0	\$2,000	\$2,000	\$2,000	\$2,000
Employee Payments Uniform Allowance	DD.5020.5020-8060.8075	\$1,625	\$1,625	\$1,625	\$1,625	\$1,625
Total Engineering:		\$415,162	\$475,091	\$561,914	\$554,643	\$554,643
Total Engineering:		\$415,162	\$475,091	\$561,914	\$554,643	\$554,643
Total Transportation:		\$415,162	\$475,091	\$561,914	\$554,643	\$554,643
Total Expenditures:		\$415,162	\$475,091	\$561,914	\$554,643	\$554,643



Expenditures by Expense Type

This section provides a summary of expenditures by type to provide context on categorical spending.

Budgeted Expenditures by Expense Type



Name	FY2020 Actual	FY2021 Adopted Budget	FY2021 Amended Budget	FY2022 Executive Budget	FY2022 Adopted Budget
Expense Objects					
Regular Pay	\$372,686	\$371,966	\$410,189	\$447,218	\$447,218
Part Time Pay	\$91	\$10,000	\$10,000	\$11,000	\$11,000
Overtime Pay	\$839	\$4,700	\$4,700	\$5,500	\$5,500
Contractual Pays	\$0		\$18,100		\$0
Professional Services	\$37,320	\$75,000	\$105,500	\$75,000	\$75,000
Conference Expenses	\$2,090	\$4,000	\$4,000	\$8,800	\$8,800
Travel	\$147	\$150	\$150	\$2,000	\$2,000
Misc Contractual Expense	\$364	\$7,650	\$7,650	\$3,500	\$3,500
Employee Payments	\$1,625	\$1,625	\$1,625	\$1,625	\$1,625
Total Expense Objects:	\$415,162	\$475,091	\$561,914	\$554,643	\$554,643

Department Position Summary - Department of Public Works - Engineering (5020)

D5020		Engineering			
Division	Position #	Title	2021 Adopted	2022 Executive Recommended	2022 Adopted
5020					
	50201007	AST CV ENG	59,821	79,272	79,272
	50201008	INV&P C SP	53,014	71,302	71,302
	50201020	SR ENG	100,203	115,253	115,253
	50201025	SW MGT II	63,151	70,548	70,548
	50201210	SR ENG	<u>95,777</u>	<u>110,843</u>	<u>110,843</u>
	Total Full Time Salary		371,966	447,218	447,218
	Other Part Time Pay		<u>10,000</u>	<u>11,000</u>	<u>11,000</u>
	Division Total		<u>381,966</u>	<u>458,218</u>	<u>458,218</u>
	Department Total		381,966	458,218	458,218
	Total Benefited Employees		5	5	5

Department of Public Works - Maintenance of Roads and Bridges (5110 - County Road Fund D)

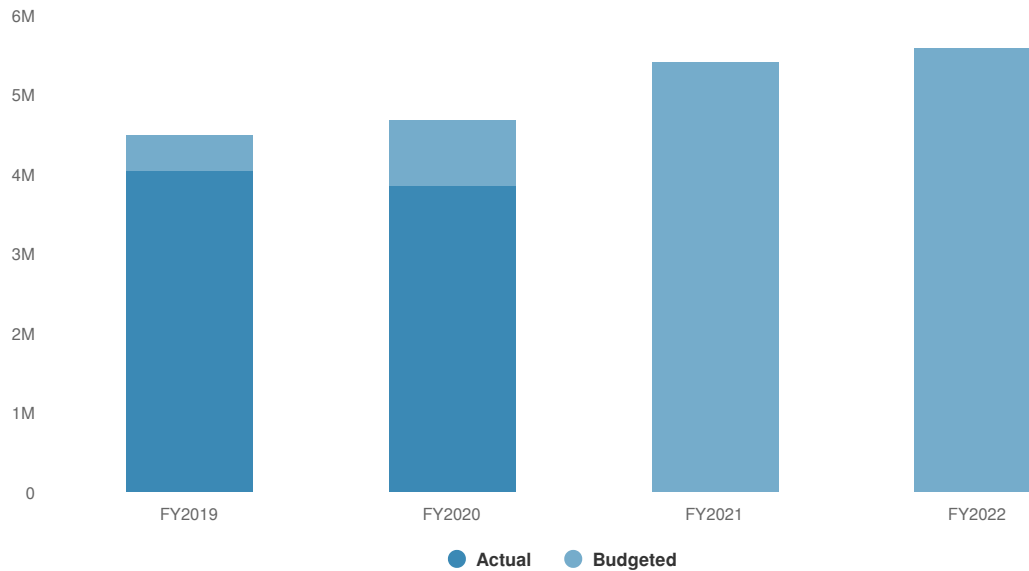
Brendan Masterson
Commissioner

Expenditures Summary

The Expenditures Summary provides a comparison between the 2022 Adopted Budget and the 2021 Amended Budget.

\$5,591,464 **\$183,539**
(3.39% vs. prior year)

Department of Public Works - Maintenance of Roads and Bridges (5110 - County Road Fund D) Proposed and Historical Budget vs. Actual



Expenditures by Division and/or Account

This section provides expenditures by division and account to provide the necessary detail required as part of the Adopted Budget.

Name	Account ID	FY2020 Actual	FY2021 Adopted Budget	FY2021 Amended Budget	FY2022 Executive Budget	FY2022 Adopted Budget
Expenditures						
Transportation						
Maintenance of Roads & Bridges						
Maintenance of Roads & Bridges						
Regular Pay Regular Pay	DD.5110.5110-1300.1300	\$2,665,269	\$2,693,621	\$3,386,381	\$3,896,029	\$3,896,029
Part Time Pay Part Time Pay	DD.5110.5110-1400.1400	\$3,901	\$70,000	\$75,000	\$109,000	\$109,000
Overtime Pay Overtime Pay	DD.5110.5110-1410.1410	\$351,491	\$330,000	\$489,000	\$381,500	\$381,500
Contractual Pays Longevity Pay	DD.5110.5110-1420.1440	\$5,000	\$3,500	\$3,500	\$4,500	\$4,500
Contractual Pays Out of Title Pay	DD.5110.5110-1420.1450	\$12,889	\$10,000	\$10,600	\$11,000	\$11,000
Contractual Pays Retro Pay	DD.5110.5110-1420.1465	\$0	\$0	\$419,000		\$0
Contractual Pays Separation Pay	DD.5110.5110-1420.1500	\$45,255	\$181,000	\$181,000	\$163,500	\$163,500
Road/Highway Materials Bridge Materials	DD.5110.5110-4100.4100	\$14,060	\$25,000	\$27,524	\$50,000	\$50,000
Road/Highway Materials Crushed Stone, Hot Mix, etc.	DD.5110.5110-4100.4105	\$133,567	\$150,000	\$142,800	\$150,000	\$150,000
Road/Highway Materials Liquid Bit Materials	DD.5110.5110-4100.4120	\$0	\$15,000	\$15,000	\$25,000	\$25,000
Road/Highway Materials Other Road/Highway Materials	DD.5110.5110-4100.4125	\$34,768	\$50,000	\$49,290	\$50,000	\$50,000
Road/Highway Materials Road Striping Services	DD.5110.5110-4100.4135	\$312,399	\$325,000	\$317,690	\$325,000	\$325,000
Building Maint & Repair Other Building Maint & Repair	DD.5110.5110-4200.4295	\$1,508	\$10,000	\$10,000	\$10,000	\$10,000
Professional Services Advertising	DD.5110.5110-4300.4325	\$603	\$750	\$750	\$1,000	\$1,000
Professional Services Other Fees	DD.5110.5110-4300.4505	\$53,552	\$56,500	\$56,500	\$112,000	\$112,000
Leases/Rental Equipment	DD.5110.5110-4570.4573	\$15,248	\$40,000	\$49,060	\$50,000	\$50,000
Leases/Rental Real Property	DD.5110.5110-4570.4575	\$100,800	\$100,800	\$100,800	\$100,800	\$100,800
Conference Expenses Con Exp	DD.5110.5110-4580.4580	\$0	\$0	\$0	\$6,660	\$6,660
Misc Contractual Expense Other	DD.5110.5110-4600.4660	\$71,340	\$10,000	\$15,810	\$100,000	\$100,000
Social Security/FICA SS/FICA	DD.5110.5110-8010.8010	\$0	\$0	\$13,720		\$0
Employee Payments Meal Allowance	DD.5110.5110-8060.8060	\$6,550	\$13,000	\$13,000	\$13,000	\$13,000



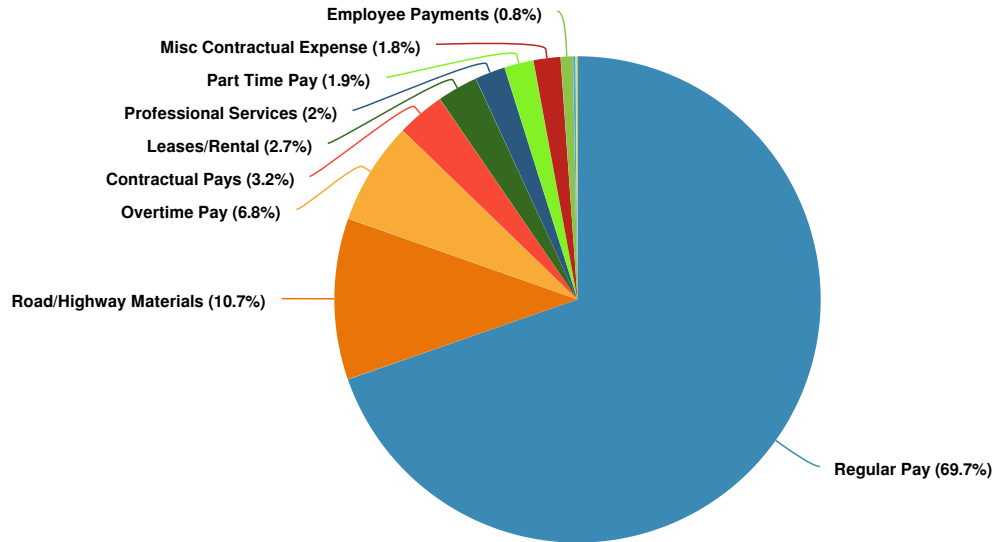
Name	Account ID	FY2020 Actual	FY2021 Adopted Budget	FY2021 Amended Budget	FY2022 Executive Budget	FY2022 Adopted Budget
Employee Payments Uniform Allowance	DD.5110.5110-8060.8075	\$27,429	\$31,500	\$31,500	\$32,475	\$32,475
Total Maintenance of Roads & Bridges:		\$3,855,630	\$4,115,671	\$5,407,925	\$5,591,464	\$5,591,464
Total Maintenance of Roads & Bridges:		\$3,855,630	\$4,115,671	\$5,407,925	\$5,591,464	\$5,591,464
Total Transportation:		\$3,855,630	\$4,115,671	\$5,407,925	\$5,591,464	\$5,591,464
Total Expenditures:		\$3,855,630	\$4,115,671	\$5,407,925	\$5,591,464	\$5,591,464



Expenditures by Expense Type

This section provides a summary of expenditures by type to provide context on categorical spending.

Budgeted Expenditures by Expense Type

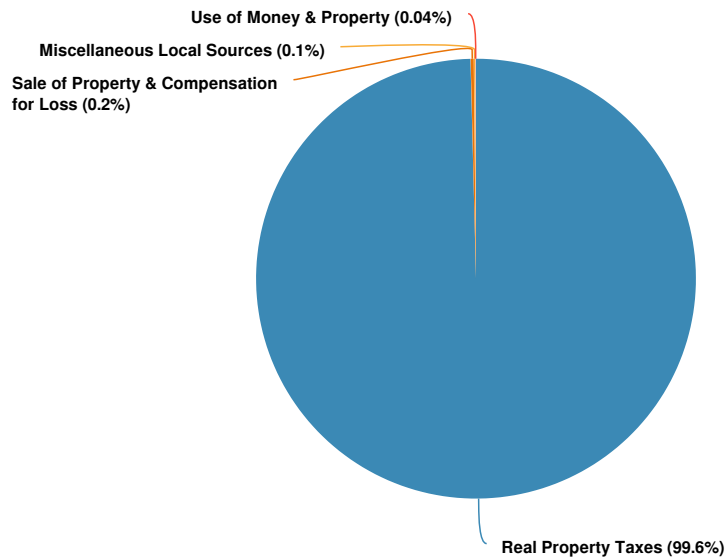


Name	FY2020 Actual	FY2021 Adopted Budget	FY2021 Amended Budget	FY2022 Executive Budget	FY2022 Adopted Budget
Expense Objects					
Regular Pay	\$2,665,269	\$2,693,621	\$3,386,381	\$3,896,029	\$3,896,029
Part Time Pay	\$3,901	\$70,000	\$75,000	\$109,000	\$109,000
Overtime Pay	\$351,491	\$330,000	\$489,000	\$381,500	\$381,500
Contractual Pays	\$63,144	\$194,500	\$614,100	\$179,000	\$179,000
Road/Highway Materials	\$494,795	\$565,000	\$552,304	\$600,000	\$600,000
Building Maint & Repair	\$1,508	\$10,000	\$10,000	\$10,000	\$10,000
Professional Services	\$54,155	\$57,250	\$57,250	\$113,000	\$113,000
Leases/Rental	\$116,048	\$140,800	\$149,860	\$150,800	\$150,800
Conference Expenses	\$0	\$0	\$0	\$6,660	\$6,660
Misc Contractual Expense	\$71,340	\$10,000	\$15,810	\$100,000	\$100,000
Social Security/FICA	\$0	\$0	\$13,720		\$0
Employee Payments	\$33,979	\$44,500	\$44,500	\$45,475	\$45,475
Total Expense Objects:	\$3,855,630	\$4,115,671	\$5,407,925	\$5,591,464	\$5,591,464



Revenues by Source

Projected 2022 Revenues by Source



Name	Account ID	FY2020 Actual	FY2021 Adopted Budget	FY2021 Amended Budget	FY2022 Executive Budget	FY2022 Adopted Budget
Revenue Source						
Real Property Taxes						
Real Property Taxes Tax Levy	DD.5110.5110-3000.1001	\$11,052,325	\$8,491,099	\$8,491,099	\$13,319,474	\$13,319,474
Total Real Property Taxes:		\$11,052,325	\$8,491,099	\$8,491,099	\$13,319,474	\$13,319,474
Intergovernmental Charges						
Intergovernmental Charges General Services-Other Gov	DD.5110.5110-3200.2210	\$20,780	\$0	\$0		\$0
Total Intergovernmental Charges:		\$20,780	\$0	\$0		\$0
Use of Money & Property						
Use of Money & Property Interest and Earnings	DD.5110.5110-3240.2401	\$19,888	\$18,500	\$18,500	\$6,000	\$6,000
Total Use of Money & Property:		\$19,888	\$18,500	\$18,500	\$6,000	\$6,000
Sale of Property & Compensation for Loss						
Sale of Property & Compensation for Loss Sale of Scraps & Excess Material	DD.5110.5110-3270.2650	\$13,503	\$15,000	\$15,000	\$15,000	\$15,000
Sale of Property & Compensation for Loss Minor Sales - Other	DD.5110.5110-3270.2655	\$37	\$0	\$0		\$0
Sale of Property & Compensation for Loss Insurance Recoveries	DD.5110.5110-3270.2680	\$11,665	\$15,000	\$15,000	\$15,000	\$15,000
Total Sale of Property & Compensation for Loss:		\$25,205	\$30,000	\$30,000	\$30,000	\$30,000



Name	Account ID	FY2020 Actual	FY2021 Adopted Budget	FY2021 Amended Budget	FY2022 Executive Budget	FY2022 Adopted Budget
Miscellaneous Local Sources						
Miscellaneous Local Sources Unclassified Revenues	DD.5110.5110-3280.2770	\$13,673	\$15,000	\$15,000	\$15,000	\$15,000
Total Miscellaneous Local Sources:		\$13,673	\$15,000	\$15,000	\$15,000	\$15,000
Total Revenue Source:		\$11,131,871	\$8,554,599	\$8,554,599	\$13,370,474	\$13,370,474

Department Position Summary - Department of Public Works - Maintenance of Highways and Bridges (5110) - Page 1

D5110		Maintenance of Roads & Bridges			
Division	Position #	Title	2021 Adopted	2022 Executive Recommended	2022 Adopted
5110/5142	51101016	MEO	43,347	52,184	52,184
	51101020	MEO	40,659	58,982	58,982
	51101028	CEO I	31,682	55,578	55,578
	51101044	MEO	37,397	55,507	55,507
	51101047	RD MTC LDR	52,540	71,302	71,302
	51101056	MEO	42,460	60,674	60,674
	51101061	BRIDG SUPV	69,781	87,422	87,422
	51101063	MEO	38,009	56,071	56,071
	51101067	SECT SUPV	69,781	87,422	87,422
	51101079	PW DISP	35,694	61,318	61,318
	51101084	HWY MTC SP	57,065	75,733	75,733
	51101091	MEO	40,197	58,478	58,478
	51101102	CEO II	50,425	68,674	68,674
	51101114	CEO I	48,567	66,373	66,373
	51101118	CEO I	19,557	0	0
	51101119	RD MTC LDR	54,914	73,195	73,195
	51101142	SGN CR LDR	53,014	71,302	71,302
	51101179	SECT SUPV	66,663	84,427	84,427
	51101219	CEO II	45,395	64,192	64,192
	51101225	SECT SUPV	65,772	83,429	83,429
	51101235	RD MTC LDR	54,826	73,195	73,195
	51101236	BCW I	49,882	67,829	67,829
	51101250	RD MTC LDR	48,609	66,635	66,635
	51101258	CEO II	47,534	66,222	66,222
	51101261	CEO I	47,815	65,624	65,624
	51101262	BCW II	51,720	69,888	69,888
	51101285	CEO II	47,210	65,940	65,940
	51101288	MEO	37,947	55,991	55,991
	51101319	CEO I	43,492	62,074	62,074
	51101323	SECT SUPV	70,804	88,421	88,421
	51101338	BRG CR LDR	31,124	61,318	61,318
	51101355	RD MTC LDR	35,694	61,318	61,318
	51101356	MEO	38,891	57,186	57,186
	51101365	CEO II	51,177	69,777	69,777
	51101369	CEO I	48,567	66,373	66,373
	51101379	CEO I	47,815	65,624	65,624
	51101381	BCW II	51,720	69,888	69,888
	51101382	MEO	45,163	62,774	62,774
	51101415	MEO	38,550	56,768	56,768
	51101416	CEO I	49,715	67,538	67,538
	51101418	MEO	43,005	52,624	52,624
	51101445	MEO	38,891	57,186	57,186
	51101448	CEO II	48,275	66,373	66,373
	51101469	MEO	39,759	52,624	52,624



Department Position Summary - Department of Public Works - Maintenance of Highways and Bridges (5110) - Page 2

D5110		Maintenance of Roads & Bridges			
Division	Position #	Title	2021 Adopted	2022 Executive Recommended	2022 Adopted
5110/5142					
	51101474	EQ MTC LDR	54,914	73,303	73,303
	51101500	MEO	39,189	57,479	57,479
	51101528	CEO I	48,567	67,520	67,520
	51101537	CEO I	45,999	64,113	64,113
	51101546	CEO II	51,177	69,222	69,222
	51101553	MEO	38,071	53,702	53,702
	51101588	CEO II	50,425	69,222	69,222
	51101616	MEO	38,051	56,125	56,125
	51101619	BRG CR LDR	53,766	72,051	72,051
	51101630	CEO II	51,709	70,366	70,366
	51101631	HWY MTC SP	60,677	0	0
	51101631	HWY CON SUPV	0	89,419	89,419
	51101632	RD MTC LDR	54,914	73,195	73,195
	51101633	CEO I	48,567	66,373	66,373
	51101634	CEO I	51,427	69,222	69,222
	51101636	CEO II	51,859	70,366	70,366
	51101637	BRG CR LDR	53,766	61,318	61,318
	51101641	MEO	40,725	59,054	59,054
	51101642	MEO	35,976	54,914	54,914
	51101646	CEO I	48,567	63,523	63,523
	51101649	BCW I	41,876	60,545	60,545
	51101650	MEO	37,656	55,680	55,680
	51101651	MEO	39,859	58,138	58,138
	51101652	CEO I	47,815	65,624	65,624
	51101654	CEO I	47,815	65,624	65,624
	51101655	MEO	35,976	54,914	54,914
	51101663	MEO	45,163	63,437	63,437
	51101665	CEO I	47,815	63,710	63,710
	51101701	CEO II	48,051	66,373	66,373
	51101702	CEO I	49,361	67,829	67,829
	51101705	RD MTC LDR	35,463	61,318	61,318
	51101706	RD MTC LDR	54,914	61,318	61,318
	51101715	MEO	35,976	52,624	52,624
	51101723	MEO	41,742	60,066	60,066
	51101806	TREE MTC	52,868	71,302	71,302
	51101807	TREE MTC	51,198	70,030	70,030
	51101809	CEO I	49,715	67,538	67,538
	51101831	H&B FD MGR	93,814	96,262	96,262
	51101835	MEO	40,483	58,790	58,790
	51101837	MEO	35,976	52,624	52,624
	51101838	MEO	38,891	57,186	57,186
	51101839	MEO	38,550	56,768	56,768
	51101840	MEO	45,163	52,624	52,624
	51101841	MEO	35,976	54,846	54,846

Department Position Summary - Department of Public Works - Maintenance of Highways and Bridges (5110) - Page 3

D5110		Maintenance of Roads & Bridges			
Division	Position #	Title	2021 Adopted	2022 Executive Recommended	2022 Adopted
5110/5142					
	51101843	MEO	38,092	56,178	56,178
	51101845	HWY MTC SP	0	65,936	65,936
	51101846	RD MTC LDR	0	61,318	61,318
	51101847	WELDER	0	61,318	61,318
	51101848	CEO II	0	58,386	58,386
	51101849	CEO II	0	58,386	58,386
	Total Full Time Salary		4,119,658	5,958,632	5,958,632
	Other Part Time Pay		<u>170,000</u>	<u>185,300</u>	<u>185,300</u>
	Division Total		<u>4,289,658</u>	<u>6,143,932</u>	<u>6,143,932</u>
	Department Total		4,289,658	6,143,932	6,143,932
	Total Benefited Employees		88	92	92

PL Notes:

51101631 - Title Change

51101845 - New Position

51101846 - New Position

51101847 - New Position

51101848 - New Position

51101849 - New Position



Department of Public Works - Permanent Improvements (5112 - County Road Fund D)

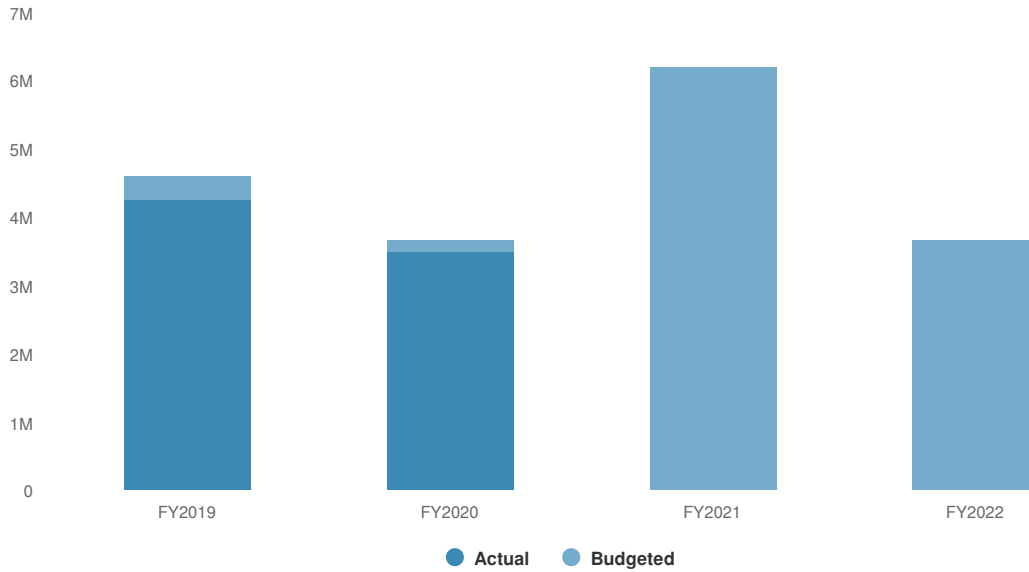
Brendan Masterson
Commissioner

Expenditures Summary

The Expenditures Summary provides a comparison between the 2022 Adopted Budget and the 2021 Amended Budget.

\$3,686,418 **-\$2,514,450**
(-40.55% vs. prior year)

Department of Public Works - Permanent Improvements (5112 - County Road Fund D) Proposed and Historical Budget vs. Actual



Expenditures by Division and/or Account

This section provides expenditures by division and account to provide the necessary detail required as part of the Adopted Budget.

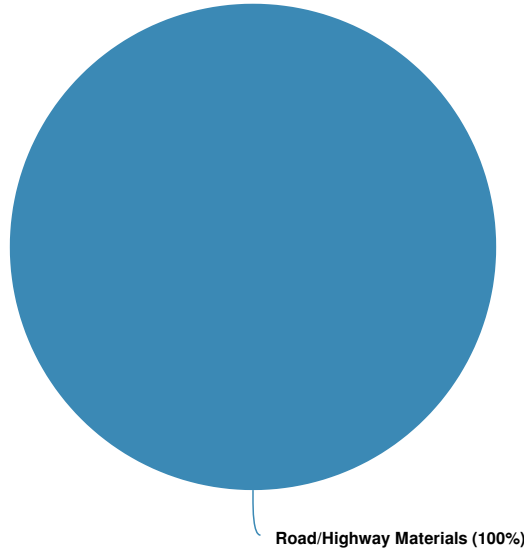
Name	Account ID	FY2020 Actual	FY2021 Adopted Budget	FY2021 Amended Budget	FY2022 Executive Budget	FY2022 Adopted Budget
Expenditures						
Transportation						
Permanent Improvements						
Permanent Improvements						
Other Equipment & Capital Outlays Construction	DD.5112.5112- 2300.2550			\$49,200	\$0	\$0
Road/Highway Materials Other Road/Highway Materials	DD.5112.5112- 4100.4125	\$2,414,853	\$3,001,334	\$4,289,145	\$3,001,334	\$3,001,334
Road/Highway Materials Oth Road Materials Add'l Funding	DD.5112.5112- 4100.4150	\$401,697	\$0	\$698,335	\$0	\$0
Road/Highway Materials Oth Road Materials - PAVE NY	DD.5112.5112- 4100.4151	\$685,084	\$685,084	\$1,164,188	\$685,084	\$685,084
Total Permanent Improvements:		\$3,501,635	\$3,686,418	\$6,200,868	\$3,686,418	\$3,686,418
Total Permanent Improvements:		\$3,501,635	\$3,686,418	\$6,200,868	\$3,686,418	\$3,686,418
Total Transportation:		\$3,501,635	\$3,686,418	\$6,200,868	\$3,686,418	\$3,686,418
Total Expenditures:		\$3,501,635	\$3,686,418	\$6,200,868	\$3,686,418	\$3,686,418



Expenditures by Expense Type

This section provides a summary of expenditures by type to provide context on categorical spending.

Budgeted Expenditures by Expense Type

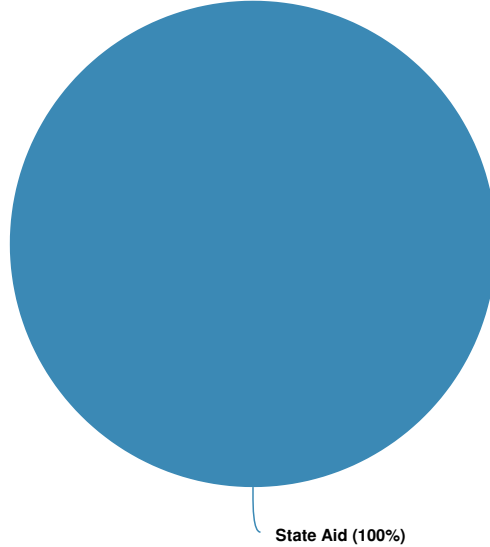


Name	FY2020 Actual	FY2021 Adopted Budget	FY2021 Amended Budget	FY2022 Executive Budget	FY2022 Adopted Budget
Expense Objects					
Other Equipment & Capital Outlays			\$49,200	\$0	\$0
Road/Highway Materials	\$3,501,635	\$3,686,418	\$6,151,668	\$3,686,418	\$3,686,418
Total Expense Objects:	\$3,501,635	\$3,686,418	\$6,200,868	\$3,686,418	\$3,686,418

Revenues by Source

This section provides a detailed listing of revenues by source and account.

Projected 2022 Revenues by Source



Name	Account ID	FY2020 Actual	FY2021 Adopted Budget	FY2021 Amended Budget	FY2022 Executive Budget	FY2022 Adopted Budget
Revenue Source						
State Aid						
State Aid Consolidated Highway Aid	DD.5112.5112-3300.3501	\$3,501,635	\$3,686,418	\$6,200,868	\$3,686,418	\$3,686,418
Total State Aid:		\$3,501,635	\$3,686,418	\$6,200,868	\$3,686,418	\$3,686,418
Total Revenue Source:		\$3,501,635	\$3,686,418	\$6,200,868	\$3,686,418	\$3,686,418

Department of Public Works - Snow Removal (5142 - County Road Fund D)

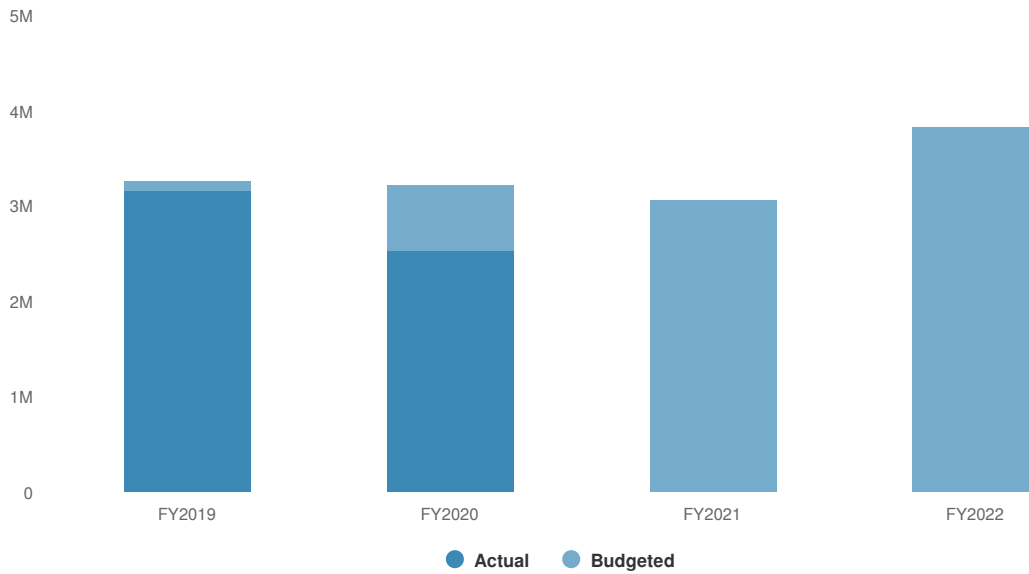
Brendan Masterson
Commissioner

Expenditures Summary

The Expenditures Summary provides a comparison between the 2022 Adopted Budget and the 2021 Amended Budget.

\$3,844,167 **\$772,302**
(25.14% vs. prior year)

Department of Public Works - Snow Removal (5142 - County Road Fund D) Proposed and Historical Budget vs. Actual



Expenditures by Division and/or Account

This section provides expenditures by division and account to provide the necessary detail required as part of the Adopted Budget.

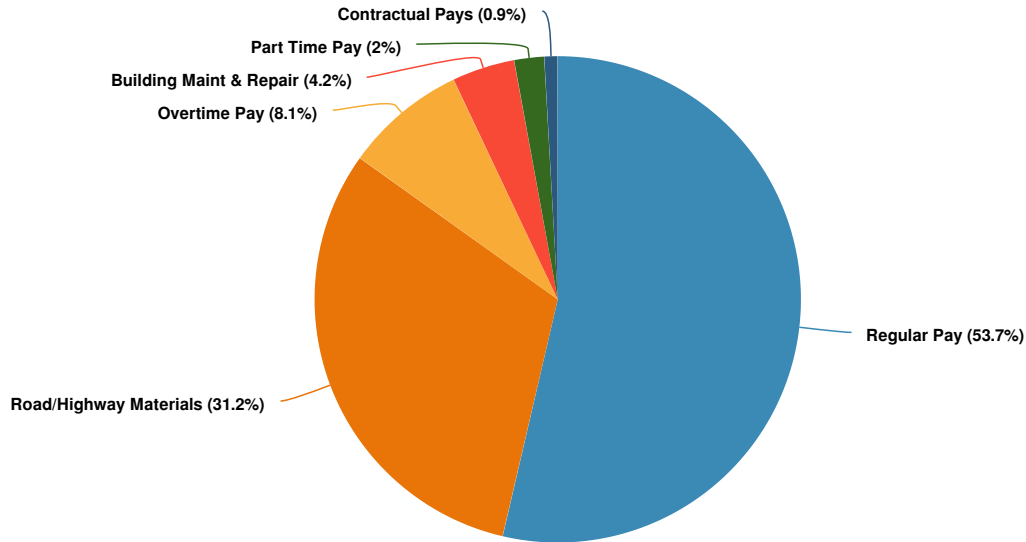
Name	Account ID	FY2020 Actual	FY2021 Adopted Budget	FY2021 Amended Budget	FY2022 Executive Budget	FY2022 Adopted Budget
Expenditures						
Transportation						
Snow Removal						
Regular Pay Regular Pay	DD.5142.5142-1300.1300	\$1,331,799	\$1,426,036	\$1,331,036	\$2,062,603	\$2,062,603
Part Time Pay Part Time Pay	DD.5142.5142-1400.1400		\$100,000	\$100,000	\$76,300	\$76,300
Overtime Pay Overtime Pay	DD.5142.5142-1410.1410	\$199,321	\$285,000	\$263,000	\$311,000	\$311,000
Contractual Pays Out of Title Pay	DD.5142.5142-1420.1450	\$300	\$0	\$0		\$0
Contractual Pays Shift Differential Pay	DD.5142.5142-1420.1455	\$30,716	\$30,000	\$30,000	\$34,000	\$34,000
Road/Highway Materials Salt & Sand	DD.5142.5142-4100.4140	\$849,465	\$1,200,000	\$1,209,499	\$1,200,000	\$1,200,000
Building Maint & Repair Snow Removal	DD.5142.5142-4200.4255	\$112,290	\$138,330	\$138,330	\$160,264	\$160,264
Total Snow Removal:		\$2,523,891	\$3,179,366	\$3,071,865	\$3,844,167	\$3,844,167
Total Transportation:		\$2,523,891	\$3,179,366	\$3,071,865	\$3,844,167	\$3,844,167
Total Expenditures:		\$2,523,891	\$3,179,366	\$3,071,865	\$3,844,167	\$3,844,167



Expenditures by Expense Type

This section provides a summary of expenditures by type to provide context on categorical spending.

Budgeted Expenditures by Expense Type

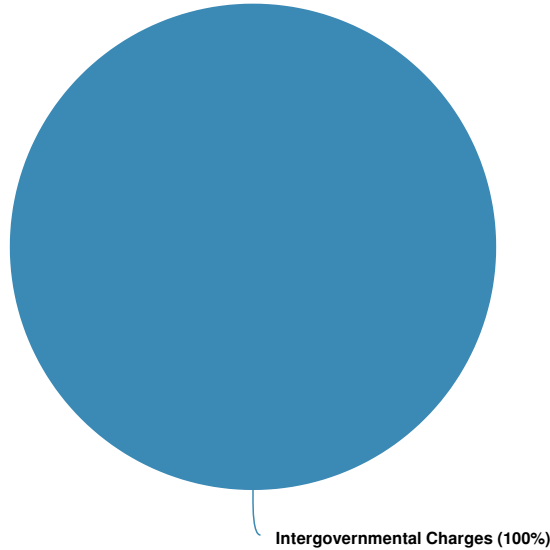


Name	FY2020 Actual	FY2021 Adopted Budget	FY2021 Amended Budget	FY2022 Executive Budget	FY2022 Adopted Budget
Expense Objects					
Regular Pay	\$1,331,799	\$1,426,036	\$1,331,036	\$2,062,603	\$2,062,603
Part Time Pay		\$100,000	\$100,000	\$76,300	\$76,300
Overtime Pay	\$199,321	\$285,000	\$263,000	\$311,000	\$311,000
Contractual Pays	\$31,016	\$30,000	\$30,000	\$34,000	\$34,000
Road/Highway Materials	\$849,465	\$1,200,000	\$1,209,499	\$1,200,000	\$1,200,000
Building Maint & Repair	\$112,290	\$138,330	\$138,330	\$160,264	\$160,264
Total Expense Objects:	\$2,523,891	\$3,179,366	\$3,071,865	\$3,844,167	\$3,844,167

Revenues by Source

This section provides a detailed listing of revenues by source and account.

Projected 2022 Revenues by Source



Name	Account ID	FY2020 Actual	FY2021 Adopted Budget	FY2021 Amended Budget	FY2022 Executive Budget	FY2022 Adopted Budget
Revenue Source						
Intergovernmental Charges						
Intergovernmental Charges Snow Removal Service-Other Gov	DD.5142.5142- 3200.2302	\$246,723	\$110,000	\$110,000	\$160,000	\$160,000
Total Intergovernmental Charges:		\$246,723	\$110,000	\$110,000	\$160,000	\$160,000
Total Revenue Source:		\$246,723	\$110,000	\$110,000	\$160,000	\$160,000

Department of Public Works - Undistributed Revenue (9900 - County Road Fund D)

Brendan Masterson
Commissioner

Revenues by Source

This section provides a detailed listing of revenues by source and account.

Projected 2022 Revenues by Source

Name	Account ID	FY2020 Actual	FY2021 Adopted Budget	FY2021 Amended Budget	FY2022 Executive Budget	FY2022 Adopted Budget
Revenue Source						
Appropriated Fund Balance						
Appropriated Fund Balance Current Year	DD.9900.9900-3700.9990	\$0	\$2,250,000	\$2,250,000	\$0	\$0
Total Appropriated Fund Balance:		\$0	\$2,250,000	\$2,250,000	\$0	\$0
Total Revenue Source:		\$0	\$2,250,000	\$2,250,000	\$0	\$0



Department of Public Works - Machinery (5130 - Machinery Fund E)

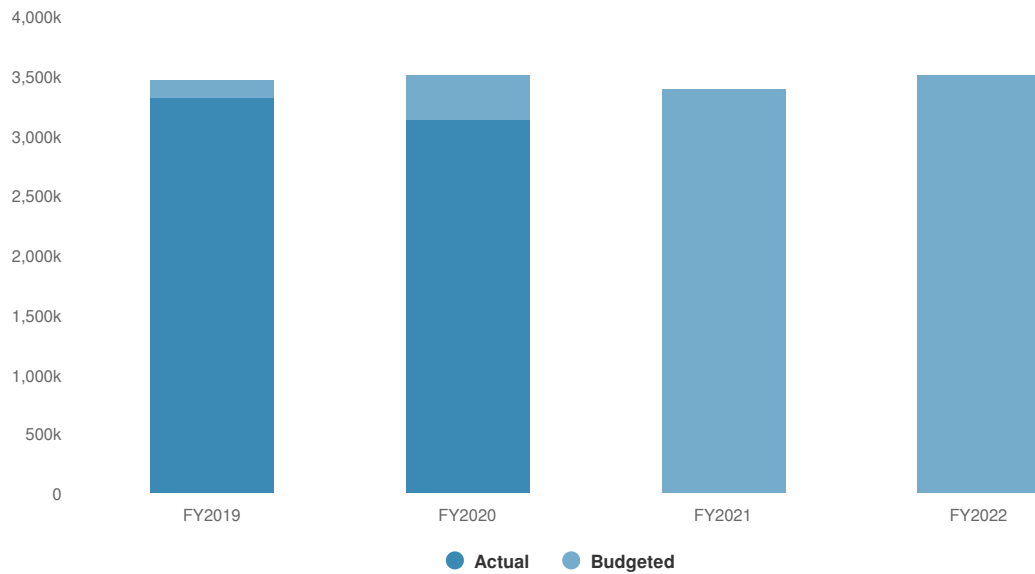
Brendan Masterson
Commissioner

Expenditures Summary

The Expenditures Summary provides a comparison between the 2022 Adopted Budget and the 2021 Amended Budget.

\$3,514,994 **\$121,357**
(3.58% vs. prior year)

Department of Public Works - Machinery (5130 - Machinery Fund E) Proposed and Historical Budget vs. Actual



Expenditures by Department and/or Account

This section provides expenditures by division and account to provide the necessary detail required as part of the Adopted Budget.

Name	Account ID	FY2020 Actual	FY2021 Adopted Budget	FY2021 Amended Budget	FY2022 Executive Budget	FY2022 Adopted Budget
Expenditures						
Transportation						
Machinery						
Regular Pay Regular Pay	EE.5130.5130-1300.1300	\$1,033,892	\$904,131	\$1,055,234	\$1,188,480	\$1,188,480
Overtime Pay Overtime Pay	EE.5130.5130-1410.1410	\$110,957	\$140,000	\$140,000	\$153,000	\$153,000
Contractual Pays Retro Pay	EE.5130.5130-1420.1465	\$0	\$0	\$93,000		\$0
Contractual Pays Separation Pay	EE.5130.5130-1420.1500	\$89,526	\$62,000	\$62,000	\$67,000	\$67,000
Other Equipment & Capital Outlays Other Equipment	EE.5130.5130-2300.2500	\$17,751	\$55,000	\$55,000	\$55,000	\$55,000
Supplies Auto Fuel	EE.5130.5130-4000.4000	\$317,700	\$530,000	\$530,000	\$550,000	\$550,000
Supplies Auto Parts	EE.5130.5130-4000.4005	\$422,449	\$410,000	\$410,000	\$420,000	\$420,000
Supplies Building & Maintenance	EE.5130.5130-4000.4010	\$130	\$3,000	\$3,000	\$3,000	\$3,000
Supplies Cleaning Supplies	EE.5130.5130-4000.4015	\$127	\$0	\$0		\$0
Supplies Other General	EE.5130.5130-4000.4030	\$78,439	\$60,000	\$60,090	\$60,000	\$60,000
Supplies Safety	EE.5130.5130-4000.4045	\$4,966	\$12,500	\$12,500	\$12,500	\$12,500
Supplies Small Tools & Equipment	EE.5130.5130-4000.4050	\$22,222	\$30,000	\$31,090	\$28,000	\$28,000
Supplies Tires & Batteries	EE.5130.5130-4000.4055	\$87,268	\$90,000	\$90,000	\$90,000	\$90,000
Supplies Welding	EE.5130.5130-4000.4065	\$25,388	\$22,500	\$22,500	\$22,500	\$22,500
Supplies Tool Parts	EE.5130.5130-4000.4070	\$12,696	\$15,000	\$15,000	\$15,000	\$15,000
Building Maint & Repair Fire Extinguisher Maintenance	EE.5130.5130-4200.4210	\$0	\$1,600	\$1,600	\$1,600	\$1,600
Professional Services Other Fees	EE.5130.5130-4300.4505	\$0	\$9,500	\$9,500	\$9,500	\$9,500
Leases/Rental Equipment	EE.5130.5130-4570.4573	\$8,905	\$17,500	\$17,500	\$17,500	\$17,500
Misc Contractual Expense Garbage/Recycling	EE.5130.5130-4600.4611	\$2,953	\$5,000	\$5,000	\$9,000	\$9,000
Misc Contractual Expense Other	EE.5130.5130-4600.4660	\$0	\$0	\$0	\$4,500	\$4,500
Communication Expenses Equipment Rentals	EE.5130.5130-4670.4670	\$124,344	\$124,380	\$124,380	\$124,380	\$124,380



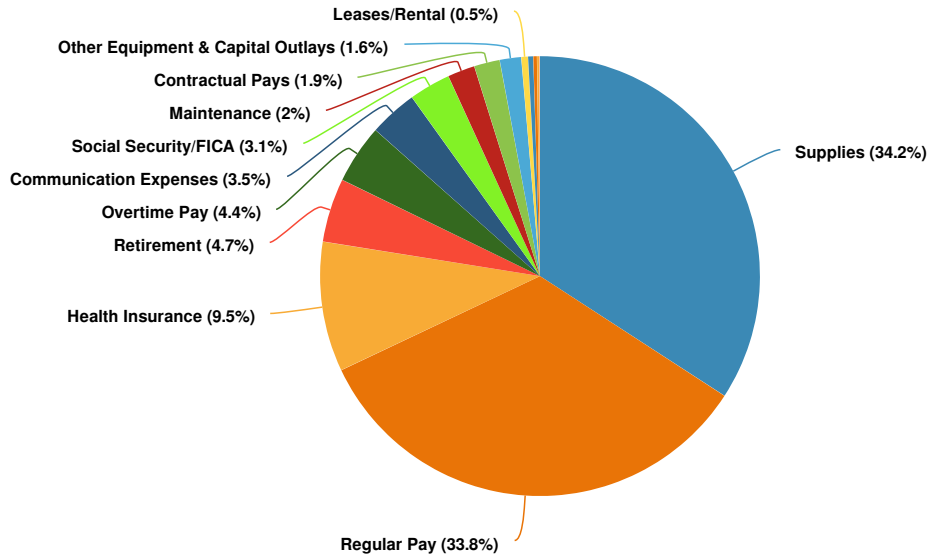
Name	Account ID	FY2020 Actual	FY2021 Adopted Budget	FY2021 Amended Budget	FY2022 Executive Budget	FY2022 Adopted Budget
Maintenance Auto Repair	EE.5130.5130-4690.4690	\$114,635	\$60,000	\$60,000	\$60,000	\$60,000
Maintenance Repair & Maintenance - Equipment	EE.5130.5130-4690.4695	\$9,869	\$10,000	\$10,000	\$10,000	\$10,000
Retirement Ret	EE.5130.5130-8000.8000	\$183,296	\$162,618	\$162,618	\$165,163	\$165,163
Social Security/FICA SS/FICA	EE.5130.5130-8010.8010	\$91,990	\$84,620	\$86,074	\$107,749	\$107,749
Health Insurance Dental	EE.5130.5130-8020.8020	\$16,216	\$16,649	\$16,649	\$16,638	\$16,638
Health Insurance Health Insurance Buyback	EE.5130.5130-8020.8030	\$1,000	\$0	\$0		\$0
Health Insurance Hospital & Medical	EE.5130.5130-8020.8035	\$343,740	\$314,895	\$313,645	\$316,279	\$316,279
Health Insurance Optical	EE.5130.5130-8020.8055	\$3,718	\$2,332	\$2,332	\$2,330	\$2,330
Employee Payments Meal Allowance	EE.5130.5130-8060.8060	\$1,140	\$0	\$1,250	\$1,500	\$1,500
Employee Payments Uniform Allowance	EE.5130.5130-8060.8075	\$3,375	\$3,675	\$3,675	\$4,375	\$4,375
Total Machinery:		\$3,128,693	\$3,146,900	\$3,393,637	\$3,514,994	\$3,514,994
Total Transportation:		\$3,128,693	\$3,146,900	\$3,393,637	\$3,514,994	\$3,514,994
Total Expenditures:		\$3,128,693	\$3,146,900	\$3,393,637	\$3,514,994	\$3,514,994



Expenditures by Expense Type

This section provides a summary of expenditures by type to provide context on categorical spending.

Budgeted Expenditures by Expense Type



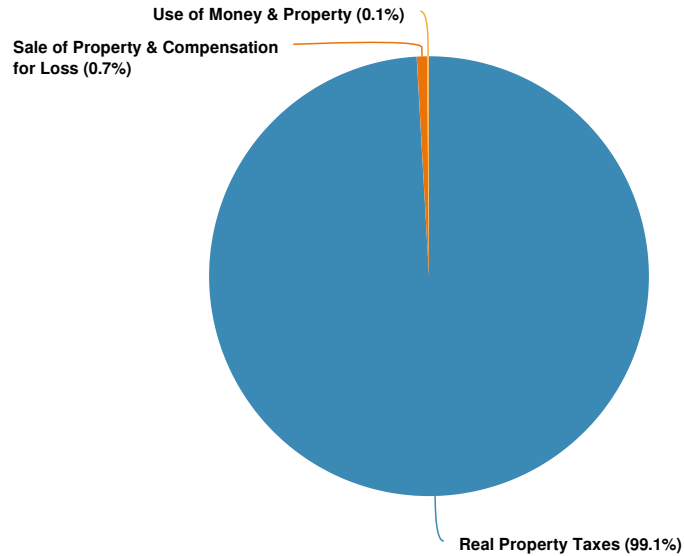
Name	FY2020 Actual	FY2021 Adopted Budget	FY2021 Amended Budget	FY2022 Executive Budget	FY2022 Adopted Budget
Expense Objects					
Regular Pay	\$1,033,892	\$904,131	\$1,055,234	\$1,188,480	\$1,188,480
Overtime Pay	\$110,957	\$140,000	\$140,000	\$153,000	\$153,000
Contractual Pays	\$89,526	\$62,000	\$155,000	\$67,000	\$67,000
Other Equipment & Capital Outlays	\$17,751	\$55,000	\$55,000	\$55,000	\$55,000
Supplies	\$971,385	\$1,173,000	\$1,174,180	\$1,201,000	\$1,201,000
Building Maint & Repair	\$0	\$1,600	\$1,600	\$1,600	\$1,600
Professional Services	\$0	\$9,500	\$9,500	\$9,500	\$9,500
Leases/Rental	\$8,905	\$17,500	\$17,500	\$17,500	\$17,500
Misc Contractual Expense	\$2,953	\$5,000	\$5,000	\$13,500	\$13,500
Communication Expenses	\$124,344	\$124,380	\$124,380	\$124,380	\$124,380
Maintenance	\$124,505	\$70,000	\$70,000	\$70,000	\$70,000
Retirement	\$183,296	\$162,618	\$162,618	\$165,163	\$165,163
Social Security/FICA	\$91,990	\$84,620	\$86,074	\$107,749	\$107,749
Health Insurance	\$364,673	\$333,876	\$332,626	\$335,247	\$335,247
Employee Payments	\$4,515	\$3,675	\$4,925	\$5,875	\$5,875
Total Expense Objects:	\$3,128,693	\$3,146,900	\$3,393,637	\$3,514,994	\$3,514,994



Revenues by Source

This section provides a detailed listing of revenues by source and account.

Projected 2022 Revenues by Source



Name	Account ID	FY2020 Actual	FY2021 Adopted Budget	FY2021 Amended Budget	FY2022 Executive Budget	FY2022 Adopted Budget
Revenue Source						
Real Property Taxes						
Real Property Taxes Tax Levy	EE.5130.5130-3000.1001	\$3,096,236	\$638,400	\$638,400	\$3,793,994	\$3,793,994
Total Real Property Taxes:		\$3,096,236	\$638,400	\$638,400	\$3,793,994	\$3,793,994
Use of Money & Property						
Use of Money & Property Interest and Earnings	EE.5130.5130-3240.2401	\$20,354	\$27,500	\$27,500	\$5,000	\$5,000
Total Use of Money & Property:		\$20,354	\$27,500	\$27,500	\$5,000	\$5,000
Sale of Property & Compensation for Loss						
Sale of Property & Compensation for Loss Sales of Equipment	EE.5130.5130-3270.2665	\$23,000	\$7,500	\$7,500	\$7,500	\$7,500
Sale of Property & Compensation for Loss Insurance Recoveries	EE.5130.5130-3270.2680	\$126,726	\$21,000	\$21,000	\$21,000	\$21,000
Total Sale of Property & Compensation for Loss:		\$149,726	\$28,500	\$28,500	\$28,500	\$28,500
Total Revenue Source:		\$3,266,315	\$694,400	\$694,400	\$3,827,494	\$3,827,494



Department Position Summary - Department of Public Works - Machinery (5130)

E5130		Machinery			
Division	Position #	Title	2021 Adopted	2022 Executive Recommended	2022 Adopted
5130					
	51301054	AUT MEC II	47,827	61,318	61,318
	51301058	LD AUT MEC	48,870	75,733	75,733
	51301068	AUT MEC II	53,504	72,051	72,051
	51301076	AUT MEC II	13,885	0	0
	51301096	AUT MEC II	53,766	61,318	61,318
	51301112	WELDER	53,014	71,302	71,302
	51301135	WELDER	46,769	65,645	65,645
	51301208	WELDER	52,727	71,302	71,302
	51301228	LD AUT MEC	58,767	77,626	77,626
	51301257	SR TR CHGR	53,766	72,051	72,051
	51301340	AUT MEC II	54,914	73,533	73,533
	51301341	AUT MEC II	46,012	64,901	64,901
	51301405	AUT MEC II	54,320	73,195	73,195
	51301501	AUT PT CLK	48,567	67,520	67,520
	51301589	WELDER	56,627	74,901	74,901
	51301624	AUT MEC II	53,014	71,302	71,302
	51301727	AUT MEC II	52,868	61,318	61,318
	51301814	AUT MEC II	<u>54,914</u>	<u>73,464</u>	<u>73,464</u>
	Total Full Time Salary		904,131	1,188,480	1,188,480
	Division Total		<u>904,131</u>	<u>1,188,480</u>	<u>1,188,480</u>
	Department Total		904,131	1,188,480	1,188,480
	Total Benefited Employees		18	17	17

Department of Public Works - Stockpile (5190 - Machinery Fund E)

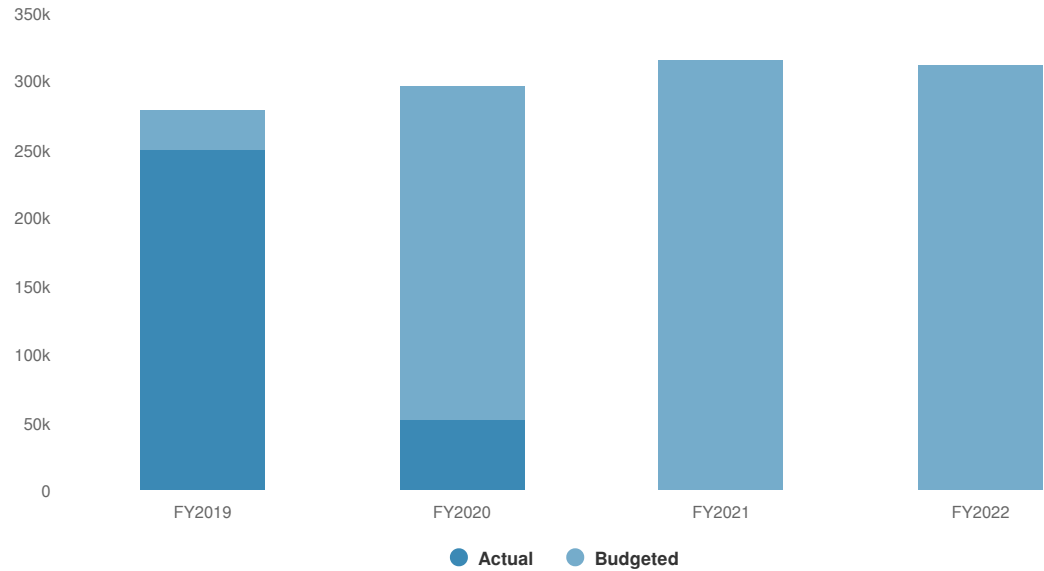
Brendan Masterson
Commissioner

Expenditures Summary

The Expenditures Summary provides a comparison between the 2022 Adopted Budget and the 2021 Amended Budget.

\$312,500 **-\$2,910**
(-0.92% vs. prior year)

Department of Public Works - Stockpile (5190 - Machinery Fund E) Proposed and Historical Budget vs. Actual



Expenditures by Division and/or Account

This section provides expenditures by division and account to provide the necessary detail required as part of the Adopted Budget.

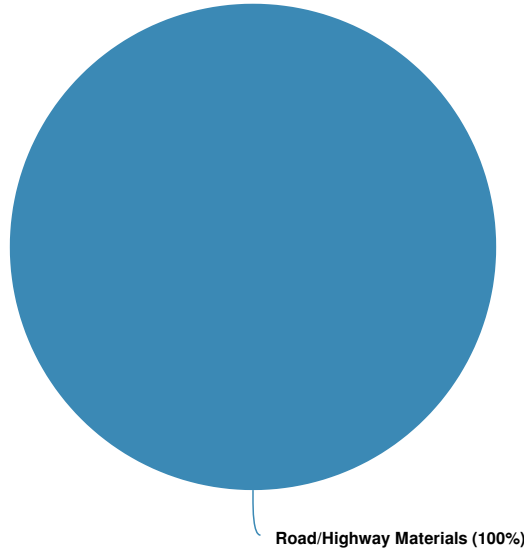
Name	Account ID	FY2020 Actual	FY2021 Adopted Budget	FY2021 Amended Budget	FY2022 Executive Budget	FY2022 Adopted Budget
Expenditures						
Transportation						
Stock Pile						
Road/Highway Materials Grates & Frames	EE.5190.5190-4100.4110	\$5,573	\$10,000	\$10,000	\$10,000	\$10,000
Road/Highway Materials Guide Rail	EE.5190.5190-4100.4115	\$0	\$65,000	\$65,000	\$80,000	\$80,000
Road/Highway Materials Other Road/Highway Materials	EE.5190.5190-4100.4125	\$4,218	\$20,000	\$20,000	\$20,000	\$20,000
Road/Highway Materials Pipe	EE.5190.5190-4100.4130	\$26,268	\$75,000	\$75,000	\$75,000	\$75,000
Road/Highway Materials Signs	EE.5190.5190-4100.4145	\$5,494	\$60,000	\$77,910	\$60,000	\$60,000
Road/Highway Materials Stockpile Materials	EE.5190.5190-4100.4175	\$10,402	\$67,500	\$67,500	\$67,500	\$67,500
Total Stock Pile:		\$51,955	\$297,500	\$315,410	\$312,500	\$312,500
Total Transportation:		\$51,955	\$297,500	\$315,410	\$312,500	\$312,500
Total Expenditures:		\$51,955	\$297,500	\$315,410	\$312,500	\$312,500



Expenditures by Expense Type

This section provides a summary of expenditures by type to provide context on categorical spending.

Budgeted Expenditures by Expense Type



Name	Account ID	FY2020 Actual	FY2021 Adopted Budget	FY2021 Amended Budget	FY2022 Executive Budget	FY2022 Adopted Budget
Expense Objects						
Road/Highway Materials		\$51,955	\$297,500	\$315,410	\$312,500	\$312,500
Total Expense Objects:		\$51,955	\$297,500	\$315,410	\$312,500	\$312,500

Purchasing (1345)

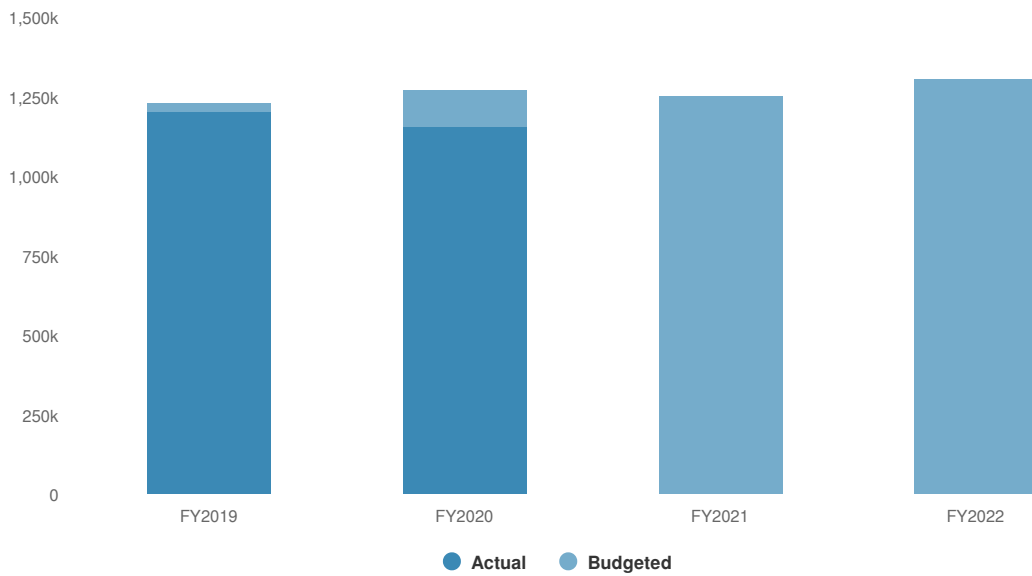
Ed Jordan
Director

Expenditures Summary

The Expenditures Summary provides a comparison between the 2022 Adopted Budget and the 2021 Amended Budget.

\$1,307,207 **\$51,956**
(4.14% vs. prior year)

Purchasing (1345) Proposed and Historical Budget vs. Actual



Expenditures by Division and/or Account

This section provides expenditures by division and account to provide the necessary detail required as part of the Adopted Budget.

Name	Account ID	FY2020 Actual	FY2021 Adopted Budget	FY2021 Amended Budget	FY2022 Executive Budget	FY2022 Adopted Budget
Expenditures						
General Government						
Purchasing						
Purchasing						
Regular Pay Regular Pay	AA.1345.1101-1300.1300	\$549,843	\$552,980	\$571,049	\$605,578	\$605,578
Overtime Pay Overtime Pay	AA.1345.1101-1410.1410	\$3,634	\$0	\$37,600	\$3,500	\$3,500
Contractual Pays Longevity Pay	AA.1345.1101-1420.1440	\$6,529	\$5,000	\$5,000	\$7,500	\$7,500
Contractual Pays Retro Pay	AA.1345.1101-1420.1465	\$0	\$0	\$15,500		\$0
Supplies Auto Fuel	AA.1345.1101-4000.4000	\$657	\$1,000	\$1,000	\$2,000	\$2,000
Supplies Office	AA.1345.1101-4000.4025	\$2,719	\$2,500	\$2,609	\$4,000	\$4,000
Professional Services Advertising	AA.1345.1101-4300.4325	\$1,810	\$3,000	\$3,000	\$3,000	\$3,000
Leases/Rental Equipment	AA.1345.1101-4570.4573	\$22,569	\$33,650	\$33,650	\$36,600	\$36,600
Conference Expenses Con Exp	AA.1345.1101-4580.4580	\$156	\$0	\$0	\$4,000	\$4,000
Misc Contractual Expense Memberships	AA.1345.1101-4600.4625	\$1,033	\$940	\$940	\$1,000	\$1,000
Misc Contractual Expense Periodicals	AA.1345.1101-4600.4635	\$12	\$0	\$0		\$0
Misc Contractual Expense Postage	AA.1345.1101-4600.4645	\$266,894	\$290,000	\$255,900	\$310,000	\$310,000
Misc Contractual Expense Printing Service	AA.1345.1101-4600.4650	\$48	\$0	\$0	\$1,500	\$1,500
Retirement Ret	AA.1345.1101-8000.8000	\$83,157	\$99,460	\$99,460	\$84,157	\$84,157
Social Security/FICA SS/FICA	AA.1345.1101-8010.8010	\$41,221	\$42,686	\$44,057	\$47,168	\$47,168
Health Insurance Dental	AA.1345.1101-8020.8020	\$7,721	\$9,249	\$9,249	\$9,787	\$9,787
Health Insurance Hospital & Medical	AA.1345.1101-8020.8035	\$163,677	\$174,942	\$174,942	\$186,046	\$186,046
Health Insurance Optical	AA.1345.1101-8020.8055	\$1,770	\$1,295	\$1,295	\$1,371	\$1,371
Total Purchasing:		\$1,153,451	\$1,216,702	\$1,255,251	\$1,307,207	\$1,307,207
Central Services						
Supplies Other General	AA.1345.1102-4000.4030	\$9	\$0	\$0		\$0

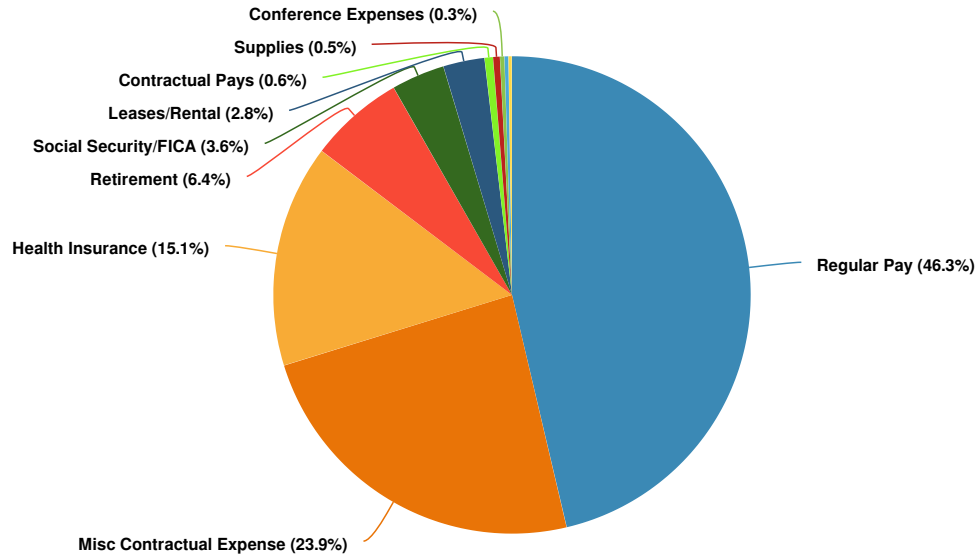


Name	Account ID	FY2020 Actual	FY2021 Adopted Budget	FY2021 Amended Budget	FY2022 Executive Budget	FY2022 Adopted Budget
Total Central Services:		\$9	\$0	\$0		\$0
Total Purchasing:		\$1,153,460	\$1,216,702	\$1,255,251	\$1,307,207	\$1,307,207
Total General Government:		\$1,153,460	\$1,216,702	\$1,255,251	\$1,307,207	\$1,307,207
Total Expenditures:		\$1,153,460	\$1,216,702	\$1,255,251	\$1,307,207	\$1,307,207

Expenditures by Expense Type

This section provides a summary of expenditures by type to provide context on categorical spending.

Budgeted Expenditures by Expense Type



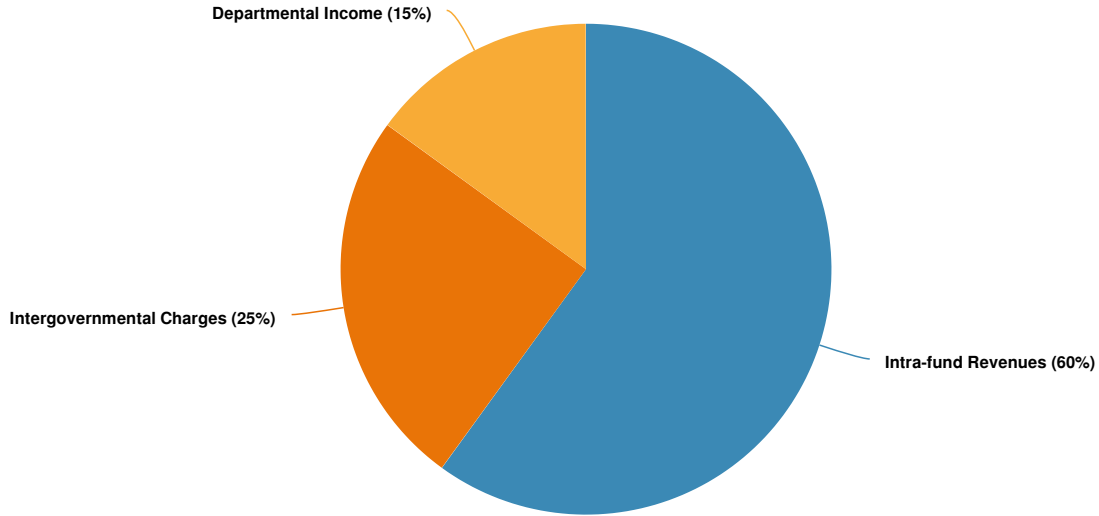
Name	FY2020 Actual	FY2021 Adopted Budget	FY2021 Amended Budget	FY2022 Executive Budget	FY2022 Adopted Budget
Expense Objects					
Regular Pay	\$549,843	\$552,980	\$571,049	\$605,578	\$605,578
Overtime Pay	\$3,634	\$0	\$37,600	\$3,500	\$3,500
Contractual Pays	\$6,529	\$5,000	\$20,500	\$7,500	\$7,500
Supplies	\$3,386	\$3,500	\$3,609	\$6,000	\$6,000
Professional Services	\$1,810	\$3,000	\$3,000	\$3,000	\$3,000
Leases/Rental	\$22,569	\$33,650	\$33,650	\$36,600	\$36,600
Conference Expenses	\$156	\$0	\$0	\$4,000	\$4,000
Misc Contractual Expense	\$267,987	\$290,940	\$256,840	\$312,500	\$312,500
Retirement	\$83,157	\$99,460	\$99,460	\$84,157	\$84,157
Social Security/FICA	\$41,221	\$42,686	\$44,057	\$47,168	\$47,168
Health Insurance	\$173,169	\$185,486	\$185,486	\$197,204	\$197,204
Total Expense Objects:	\$1,153,460	\$1,216,702	\$1,255,251	\$1,307,207	\$1,307,207



Revenues by Source

This section provides a detailed listing of revenues by source and account.

Projected 2022 Revenues by Source



Name	Account ID	FY2020 Actual	FY2021 Adopted Budget	FY2021 Amended Budget	FY2022 Executive Budget	FY2022 Adopted Budget
Revenue Source						
Departmental Income						
Departmental Income Other General Dep. Income	AA.1345.1101-3120.1289	\$19,277	\$40,000	\$40,000	\$30,000	\$30,000
Total Departmental Income:		\$19,277	\$40,000	\$40,000	\$30,000	\$30,000
Intergovernmental Charges						
Intergovernmental Charges General Services-Other Gov	AA.1345.1101-3200.2210		\$50,000	\$50,000	\$50,000	\$50,000
Total Intergovernmental Charges:			\$50,000	\$50,000	\$50,000	\$50,000
Intra-fund Revenues						
Intra-fund Revenues Inter-departmental Revenues	AA.1345.1101-3600.2802	\$106,627	\$120,000	\$120,000	\$120,000	\$120,000
Total Intra-fund Revenues:		\$106,627	\$120,000	\$120,000	\$120,000	\$120,000
Total Revenue Source:		\$125,904	\$210,000	\$210,000	\$200,000	\$200,000

Department Position Summary - Purchasing (1345)

A1345		Purchasing			
Division	Position #	Title	2021 Adopted	2022 Executive Recommended	2022 Adopted
1101					
	13451001	DIR PURCH	82,398	84,539	84,539
	13451002	DEP DIR PU	67,051	68,796	68,796
	13451003	BUYER	47,967	53,687	53,687
	13451302	BUYER	44,448	49,946	49,946
	13451305	BUYER	44,806	50,328	50,328
	13451804	MAIL RM CD	53,111	58,240	58,240
	13451815	PR BUYER	52,729	59,040	59,040
	13451818	SEC DIR PU	64,584	69,524	69,524
	13451820	ACCOUNTANT	63,653	69,857	69,857
	13452001	DRIVER/MES	32,233	0	0
	13452001	MACHINE OPER	0	41,621	41,621
	Total Full Time Salary		552,980	605,578	605,578
	Other Part Time Pay		0	0	0
	Division Total		552,980	605,578	605,578
	Department Total		552,980	605,578	605,578
	Total Benefited Employees		10	10	11



Safety (3620)

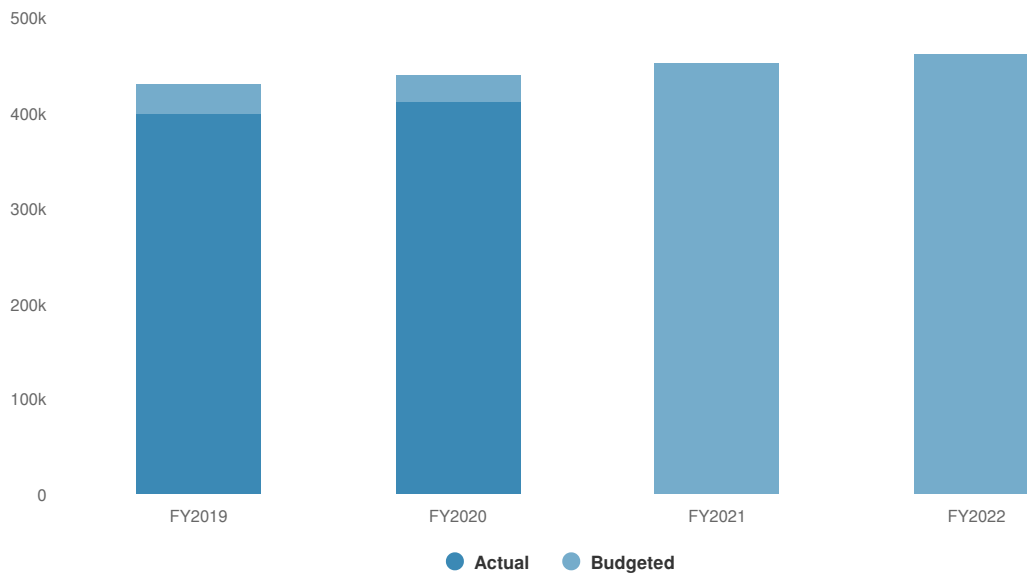
Diane K. Beitzl
Safety Officer

Expenditures Summary

The Expenditures Summary provides a comparison between the 2022 Adopted Budget and the 2021 Amended Budget.

\$461,800 **\$8,849**
(1.95% vs. prior year)

Safety (3620) Proposed and Historical Budget vs. Actual



Expenditures by Division and/or Account

This section provides expenditures by division and account to provide the necessary detail required as part of the Adopted Budget.

Name	Account ID	FY2020 Actual	FY2021 Adopted Budget	FY2021 Amended Budget	FY2022 Executive Budget	FY2022 Adopted Budget
Expenditures						
Public Safety						
Safety Inspection						
Regular Pay Regular Pay	AA.3620.1965-1300.1300	\$225,453	\$226,236	\$234,721	\$244,201	\$244,201
Contractual Pays Longevity Pay	AA.3620.1965-1420.1440	\$11,000	\$11,000	\$11,000	\$11,000	\$11,000
Contractual Pays On-Call Pay	AA.3620.1965-1420.1445	\$26,200	\$26,000	\$26,000	\$28,340	\$28,340
Contractual Pays Retro Pay	AA.3620.1965-1420.1465	\$0		\$4,000		\$0
Other Equipment & Capital Outlays Other Equipment	AA.3620.1965-2300.2500	\$0	\$0	\$0	\$1,200	\$1,200
Supplies Auto Fuel	AA.3620.1965-4000.4000	\$1,061	\$1,750	\$1,750	\$2,250	\$2,250
Supplies Office	AA.3620.1965-4000.4025	\$594	\$1,200	\$1,200	\$1,200	\$1,200
Supplies Other General	AA.3620.1965-4000.4030	\$2,879	\$4,500	\$4,500	\$4,500	\$4,500
Supplies Program	AA.3620.1965-4000.4040	\$0	\$750	\$750	\$750	\$750
Professional Services Education/Training	AA.3620.1965-4300.4345	\$2,700	\$8,500	\$8,500	\$8,500	\$8,500
Professional Services Laboratory Fees	AA.3620.1965-4300.4420	\$5,475	\$10,000	\$10,000	\$10,000	\$10,000
Professional Services Medical/Health	AA.3620.1965-4300.4440	\$3,485	\$8,000	\$8,000	\$8,000	\$8,000
Professional Services Other Fees	AA.3620.1965-4300.4505	\$250	\$400	\$400	\$400	\$400
Leases/Rental Equipment	AA.3620.1965-4570.4573	\$1,872	\$1,900	\$1,900	\$1,900	\$1,900
Conference Expenses Con Exp	AA.3620.1965-4580.4580	\$0	\$1,500	\$1,500	\$1,500	\$1,500
Misc Contractual Expense Licenses & Certifications	AA.3620.1965-4600.4620	\$0	\$750	\$750	\$750	\$750
Misc Contractual Expense Memberships	AA.3620.1965-4600.4625	\$120	\$400	\$400	\$400	\$400
Misc Contractual Expense Periodicals	AA.3620.1965-4600.4635	\$1,495	\$1,800	\$1,800	\$1,800	\$1,800
Retirement Ret	AA.3620.1965-8000.8000	\$39,002	\$40,691	\$40,691	\$33,937	\$33,937
Social Security/FICA SS/FICA	AA.3620.1965-8010.8010	\$20,470	\$20,138	\$20,444	\$21,691	\$21,691
Health Insurance Dental	AA.3620.1965-8020.8020	\$3,089	\$3,700	\$3,700	\$3,915	\$3,915

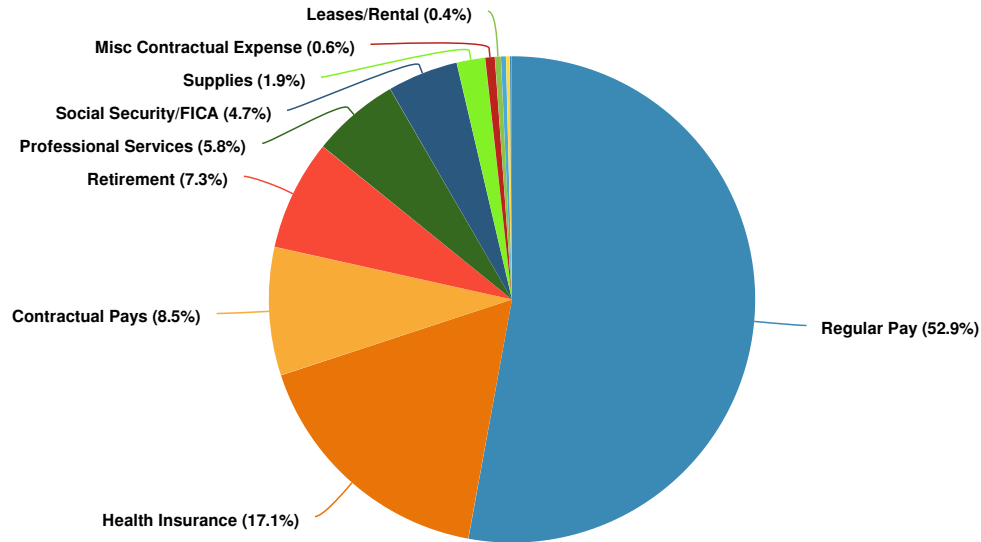


Name	Account ID	FY2020 Actual	FY2021 Adopted Budget	FY2021 Amended Budget	FY2022 Executive Budget	FY2022 Adopted Budget
Health Insurance Hospital & Medical	AA.3620.1965-8020.8035	\$65,475	\$69,977	\$69,977	\$74,418	\$74,418
Health Insurance Optical	AA.3620.1965-8020.8055	\$708	\$518	\$518	\$548	\$548
Employee Payments Uniform Allowance	AA.3620.1965-8060.8075	\$450	\$450	\$450	\$600	\$600
Total Safety Inspection:		\$411,779	\$440,160	\$452,951	\$461,800	\$461,800
Total Public Safety:		\$411,779	\$440,160	\$452,951	\$461,800	\$461,800
Total Expenditures:		\$411,779	\$440,160	\$452,951	\$461,800	\$461,800

Expenditures by Expense Type

This section provides a summary of expenditures by type to provide context on categorical spending.

Budgeted Expenditures by Expense Type



Name	FY2020 Actual	FY2021 Adopted Budget	FY2021 Amended Budget	FY2022 Executive Budget	FY2022 Adopted Budget
Expense Objects					
Regular Pay	\$225,453	\$226,236	\$234,721	\$244,201	\$244,201
Contractual Pays	\$37,200	\$37,000	\$41,000	\$39,340	\$39,340
Other Equipment & Capital Outlays	\$0	\$0	\$0	\$1,200	\$1,200
Supplies	\$4,534	\$8,200	\$8,200	\$8,700	\$8,700
Professional Services	\$11,910	\$26,900	\$26,900	\$26,900	\$26,900
Leases/Rental	\$1,872	\$1,900	\$1,900	\$1,900	\$1,900
Conference Expenses	\$0	\$1,500	\$1,500	\$1,500	\$1,500
Misc Contractual Expense	\$1,615	\$2,950	\$2,950	\$2,950	\$2,950
Retirement	\$39,002	\$40,691	\$40,691	\$33,937	\$33,937
Social Security/FICA	\$20,470	\$20,138	\$20,444	\$21,691	\$21,691
Health Insurance	\$69,272	\$74,195	\$74,195	\$78,881	\$78,881
Employee Payments	\$450	\$450	\$450	\$600	\$600
Total Expense Objects:	\$411,779	\$440,160	\$452,951	\$461,800	\$461,800



Department Position Summary - Safety (3620)

A3620		Safety			
Division	Position #	Title	2021 Adopted	2022 Executive Recommended	2022 Adopted
1965					
	36201001	SAFETY OFF	76,113	78,096	78,096
	36201004	DEP SAF OF	57,185	62,826	62,826
	36201022	BLD EX/S I	48,030	53,739	53,739
	36201035	ADM AIDE	<u>44,908</u>	<u>49,540</u>	<u>49,540</u>
		Total Full Time Salary	226,236	244,201	244,201
		Division Total	<u>226,236</u>	<u>244,201</u>	<u>244,201</u>
		Department Total	226,236	244,201	244,201
		Total Benefited Employees	4	4	4



Department of Social Services - Administration (6010)

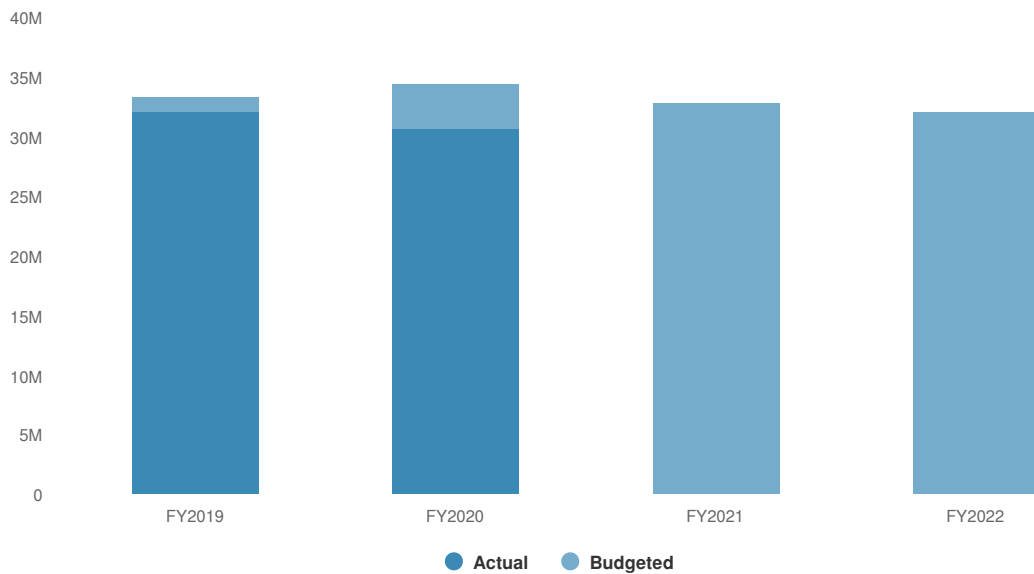
Michael Iapocce
Commissioner

Expenditures Summary

The Expenditures Summary provides a comparison between the 2022 Adopted Budget and the 2021 Amended Budget.

\$32,062,281 **-\$739,157**
(-2.25% vs. prior year)

Department of Social Services - Administration (6010) Proposed and Historical Budget vs. Actual



Expenditures by Division and/or Account

This section provides expenditures by division and account to provide the necessary detail required as part of the Adopted Budget.

Name	Account ID	FY2020 Actual	FY2021 Adopted Budget	FY2021 Amended Budget	FY2022 Executive Budget	FY2022 Adopted Budget
Expenditures						
Economic Assistance and Opportunity						
Social Services Administration						
DSS Admin						
Regular Pay Regular Pay	AA.6010.2600-1300.1300	\$1,070,518	\$1,126,328	\$1,130,443	\$1,102,535	\$1,102,535
Overtime Pay Overtime Pay	AA.6010.2600-1410.1410	\$0	\$1,500	\$1,500	\$500	\$500
Contractual Pays Longevity Pay	AA.6010.2600-1420.1440	\$29,500	\$30,500	\$30,500	\$32,500	\$32,500
Contractual Pays Retro Pay	AA.6010.2600-1420.1465	\$0	\$0	-\$5,500		\$0
Contractual Pays Separation Pay	AA.6010.2600-1420.1500	\$0	\$225,000	\$40,420	\$245,250	\$245,250
Office Equipment Office Equipment	AA.6010.2600-2000.2000	\$0	\$0	\$3,810	\$0	\$0
Computer Equipment Computer Equipment	AA.6010.2600-2200.2200	\$0	\$174,624	\$185,926	\$36,778	\$36,778
Supplies Auto Fuel	AA.6010.2600-4000.4000	\$67	\$300	\$300	\$300	\$300
Supplies Auto Parts	AA.6010.2600-4000.4005	\$11,729	\$0	\$0		\$0
Supplies Office	AA.6010.2600-4000.4025	\$34,997	\$65,000	\$65,283	\$60,000	\$60,000
Supplies Other General	AA.6010.2600-4000.4030	\$6,697	\$3,500	\$3,948	\$6,500	\$6,500
Building Maint & Repair Gas & Electricity	AA.6010.2600-4200.4200	\$5,461	\$6,288	\$6,288	\$6,217	\$6,217
Building Maint & Repair Shredding/Recycling	AA.6010.2600-4200.4215	\$5,763	\$5,757	\$5,757	\$6,033	\$6,033
Building Maint & Repair Janitorial Services	AA.6010.2600-4200.4235	\$4,867	\$4,957	\$4,957	\$5,094	\$5,094
Building Maint & Repair Pest Control	AA.6010.2600-4200.4245	\$0	\$600	\$600	\$600	\$600
Building Maint & Repair Security & Alarm Maintenance	AA.6010.2600-4200.4250	\$0	\$1,500	\$1,500	\$1,500	\$1,500
Building Maint & Repair Water Usage Fee	AA.6010.2600-4200.4265	\$225	\$231	\$231	\$230	\$230
Building Maint & Repair Other Building Maint & Repair	AA.6010.2600-4200.4295	\$0	\$1,000	\$1,000	\$1,000	\$1,000
Professional Services Other Fees	AA.6010.2600-4300.4505	\$64,054	\$74,000	\$82,856	\$81,300	\$81,300
Insurance Administrative	AA.6010.2600-4510.4510	\$174,864	\$175,000	\$192,000	\$183,750	\$183,750
Leases/Rental Auto	AA.6010.2600-4570.4570	\$1,737	\$0	\$0		\$0



Name	Account ID	FY2020 Actual	FY2021 Adopted Budget	FY2021 Amended Budget	FY2022 Executive Budget	FY2022 Adopted Budget
Leases/Rental Equipment	AA.6010.2600-4570.4573	\$57,544	\$65,000	\$65,000	\$53,313	\$53,313
Conference Expenses Con Exp	AA.6010.2600-4580.4580	\$660	\$2,500	\$2,300	\$4,500	\$4,500
Travel Trvl	AA.6010.2600-4590.4590	\$2,615	\$6,000	\$6,000	\$6,000	\$6,000
Misc Contractual Expense Licenses & Certifications	AA.6010.2600-4600.4620	\$0		\$0	\$60	\$60
Misc Contractual Expense Memberships	AA.6010.2600-4600.4625	\$5,315	\$5,300	\$5,300	\$5,600	\$5,600
Misc Contractual Expense Periodicals	AA.6010.2600-4600.4635	\$690	\$450	\$450	\$1,670	\$1,670
Misc Contractual Expense Postage	AA.6010.2600-4600.4645	\$13,031	\$14,000	\$14,000	\$15,000	\$15,000
Misc Contractual Expense Printing Service	AA.6010.2600-4600.4650	\$0	\$150	\$150	\$0	\$0
Communication Expenses Equipment Rentals	AA.6010.2600-4670.4670	\$4,734	\$4,734	\$4,734	\$4,734	\$4,734
Communication Expenses Telephone Services	AA.6010.2600-4670.4680	\$68,647	\$60,000	\$60,000	\$70,000	\$70,000
Intra-County Charges IT Personnel Charges	AA.6010.2600-4750.4769	\$12,754	\$70,000	\$70,000	\$25,000	\$25,000
Intra-County Charges Veterans Services	AA.6010.2600-4750.4786	\$281,854	\$365,282	\$365,282	\$368,172	\$368,172
Intra-County Charges Sheriff Personnel	AA.6010.2600-4750.4795	\$405,856	\$610,684	\$610,684	\$467,847	\$467,847
Retirement Ret	AA.6010.2600-8000.8000	\$2,447,448	\$2,681,150	\$2,686,585	\$2,300,279	\$2,300,279
Social Security/FICA SS/FICA	AA.6010.2600-8010.8010	\$83,348	\$105,825	\$116,874	\$105,630	\$105,630
Health Insurance Dental	AA.6010.2600-8020.8020	\$245,543	\$259,910	\$259,910	\$281,861	\$281,861
Health Insurance Hospital & Medical	AA.6010.2600-8020.8035	\$5,205,007	\$4,915,865	\$4,924,784	\$5,358,131	\$5,358,131
Health Insurance Optical	AA.6010.2600-8020.8055	\$56,298	\$36,398	\$36,398	\$39,472	\$39,472
Total DSS Admin:		\$10,301,824	\$11,099,333	\$10,980,269	\$10,877,356	\$10,877,356
Child Support Admin IV-D						
Regular Pay Regular Pay	AA.6010.2602-1300.1300	\$232,019	\$231,919	\$255,848	\$313,034	\$313,034
Overtime Pay Overtime Pay	AA.6010.2602-1410.1410	\$0	\$5,000	\$5,000	\$4,000	\$4,000
Contractual Pays Retro Pay	AA.6010.2602-1420.1465			\$6,900		\$0
Office Equipment Office Equipment	AA.6010.2602-2000.2000	\$0	\$0	\$1,242	\$0	\$0
Supplies Office	AA.6010.2602-4000.4025	\$598	\$1,200	\$1,395	\$1,200	\$1,200
Building Maint & Repair Gas & Electricity	AA.6010.2602-4200.4200	\$7,356	\$8,900	\$8,900	\$8,800	\$8,800



Name	Account ID	FY2020 Actual	FY2021 Adopted Budget	FY2021 Amended Budget	FY2022 Executive Budget	FY2022 Adopted Budget
Building Maint & Repair Shredding/Recycling	AA.6010.2602- 4200.4215	\$401	\$429	\$429	\$422	\$422
Building Maint & Repair Janitorial Services	AA.6010.2602- 4200.4235	\$6,580	\$7,017	\$7,017	\$7,211	\$7,211
Building Maint & Repair Water Usage Fee	AA.6010.2602- 4200.4265	\$303	\$328	\$328	\$328	\$328
Professional Services Interpretor	AA.6010.2602- 4300.4405	\$343	\$300	\$300	\$300	\$300
Conference Expenses Con Exp	AA.6010.2602- 4580.4580	\$840	\$500	\$500	\$1,500	\$1,500
Travel Trvl	AA.6010.2602- 4590.4590	\$107	\$300	\$300	\$400	\$400
Misc Contractual Expense Licenses & Certifications	AA.6010.2602- 4600.4620	\$6,271	\$6,670	\$6,670	\$8,381	\$8,381
Misc Contractual Expense Postage	AA.6010.2602- 4600.4645	\$2,547	\$2,900	\$2,900	\$2,600	\$2,600
Misc Contractual Expense Printing Service	AA.6010.2602- 4600.4650	\$90	\$0	\$0	\$100	\$100
Communication Expenses Telephone Services	AA.6010.2602- 4670.4680	\$522	\$525	\$550	\$525	\$525
Intra-County Charges District Attorney Personnel	AA.6010.2602- 4750.4760	\$22,968	\$0	\$0		\$0
Social Security/FICA SS/FICA	AA.6010.2602- 8010.8010	\$17,513	\$18,125	\$18,125	\$24,253	\$24,253
Total Child Support Admin IV-D:		\$298,458	\$284,113	\$316,404	\$373,054	\$373,054
Child Support IV - D Collect						
Regular Pay Regular Pay	AA.6010.2603- 1300.1300	\$100,477	\$101,119	\$101,119	\$110,545	\$110,545
Contractual Pays Retro Pay	AA.6010.2603- 1420.1465			\$2,500		\$0
Contractual Pays Separation Pay	AA.6010.2603- 1420.1500			\$1,900		\$0
Professional Services Legal	AA.6010.2603- 4300.4430	\$19,188	\$20,000	\$25,000	\$20,000	\$20,000
Misc Contractual Expense Licenses & Certifications	AA.6010.2603- 4600.4620			\$0	\$60	\$60
Social Security/FICA SS/FICA	AA.6010.2603- 8010.8010	\$7,033	\$7,736	\$7,736	\$8,457	\$8,457
Total Child Support IV - D Collect:		\$126,698	\$128,855	\$138,255	\$139,062	\$139,062
Child Support Estab Paternity						
Regular Pay Regular Pay	AA.6010.2604- 1300.1300	\$231,883	\$223,211	\$224,076	\$246,457	\$246,457
Contractual Pays Retro Pay	AA.6010.2604- 1420.1465			\$5,100		\$0
Contractual Pays Separation Pay	AA.6010.2604- 1420.1500	\$683	\$0	\$0		\$0
Travel Trvl	AA.6010.2604- 4590.4590	\$32	\$0	\$0		\$0



Name	Account ID	FY2020 Actual	FY2021 Adopted Budget	FY2021 Amended Budget	FY2022 Executive Budget	FY2022 Adopted Budget
Misc Contractual Expense Other	AA.6010.2604-4600.4660	\$3,720	\$4,500	\$13,100	\$4,500	\$4,500
Social Security/FICA SS/FICA	AA.6010.2604-8010.8010	\$16,266	\$17,076	\$17,076	\$18,854	\$18,854
Total Child Support Estab Paternity:		\$252,583	\$244,787	\$259,352	\$269,811	\$269,811
Child Support IV - D Estab Supp						
Regular Pay Regular Pay	AA.6010.2605-1300.1300	\$366,626	\$340,807	\$340,807	\$428,291	\$428,291
Contractual Pays Separation Pay	AA.6010.2605-1420.1500	\$25,815	\$0	\$1,500	\$0	\$0
Travel Trvl	AA.6010.2605-4590.4590	\$81	\$0	\$0		\$0
Misc Contractual Expense Licenses & Certifications	AA.6010.2605-4600.4620	\$0	\$60	\$60	\$0	\$0
Social Security/FICA SS/FICA	AA.6010.2605-8010.8010	\$28,383	\$26,072	\$26,072	\$32,765	\$32,765
Total Child Support IV - D Estab Supp:		\$420,904	\$366,939	\$368,439	\$461,056	\$461,056
Employment						
Building Maint & Repair Gas & Electricity	AA.6010.2606-4200.4200	\$575	\$288	\$688	\$284	\$284
Building Maint & Repair Shredding/Recycling	AA.6010.2606-4200.4215	\$36	\$14	\$44	\$14	\$14
Building Maint & Repair Janitorial Services	AA.6010.2606-4200.4235	\$491	\$227	\$427	\$233	\$233
Building Maint & Repair Water Usage Fee	AA.6010.2606-4200.4265	\$23	\$11	\$31	\$11	\$11
Professional Services Employment/Training	AA.6010.2606-4300.4350	\$166,475	\$0	\$4,278	\$0	\$0
Professional Services Other Fees	AA.6010.2606-4300.4505	\$0	\$500	\$500	\$0	\$0
Total Employment:		\$167,600	\$1,040	\$5,968	\$542	\$542
Food Stamps						
Regular Pay Regular Pay	AA.6010.2607-1300.1300	\$844,023	\$849,123	\$864,034	\$962,872	\$962,872
Overtime Pay Overtime Pay	AA.6010.2607-1410.1410	\$10,226	\$25,000	\$25,000	\$27,250	\$27,250
Contractual Pays Retro Pay	AA.6010.2607-1420.1465	\$0		\$18,000		\$0
Contractual Pays Separation Pay	AA.6010.2607-1420.1500	\$25,741	\$0	\$17,500	\$0	\$0
Supplies Office	AA.6010.2607-4000.4025	\$1,471	\$1,500	\$1,681	\$1,500	\$1,500
Building Maint & Repair Gas & Electricity	AA.6010.2607-4200.4200	\$6,713	\$8,063	\$8,063	\$7,972	\$7,972
Building Maint & Repair Shredding/Recycling	AA.6010.2607-4200.4215	\$367	\$388	\$388	\$382	\$382



Name	Account ID	FY2020 Actual	FY2021 Adopted Budget	FY2021 Amended Budget	FY2022 Executive Budget	FY2022 Adopted Budget
Building Maint & Repair Janitorial Services	AA.6010.2607-4200.4235	\$6,002	\$6,357	\$6,357	\$6,533	\$6,533
Building Maint & Repair Water Usage Fee	AA.6010.2607-4200.4265	\$277	\$297	\$297	\$297	\$297
Professional Services Interpretor	AA.6010.2607-4300.4405	\$0	\$300	\$300	\$300	\$300
Professional Services Other Fees	AA.6010.2607-4300.4505	\$117,280	\$0	\$0		\$0
Conference Expenses Con Exp	AA.6010.2607-4580.4580	\$0	\$0	\$200	\$500	\$500
Travel Trvl	AA.6010.2607-4590.4590	\$117	\$0	\$0		\$0
Misc Contractual Expense Postage	AA.6010.2607-4600.4645	\$8,238	\$7,500	\$7,500	\$9,000	\$9,000
Misc Contractual Expense Printing Service	AA.6010.2607-4600.4650	\$822	\$1,000	\$1,000	\$1,000	\$1,000
Misc Contractual Expense Other	AA.6010.2607-4600.4660	\$34	\$0	\$0		\$0
Communication Expenses Telephone Services	AA.6010.2607-4670.4680	\$753	\$750	\$785	\$775	\$775
Social Security/FICA SS/FICA	AA.6010.2607-8010.8010	\$68,027	\$66,871	\$66,871	\$75,745	\$75,745
Total Food Stamps:		\$1,090,090	\$967,149	\$1,017,976	\$1,094,126	\$1,094,126
DSS Grants						
Regular Pay Regular Pay	AA.6010.2608-1300.1300	\$0	\$0	\$53,782		\$0
Part Time Pay Part Time Pay	AA.6010.2608-1400.1400	\$58,063	\$94,277	\$86,777	\$74,752	\$74,752
Contractual Pays Retro Pay	AA.6010.2608-1420.1465			\$450		\$0
Office Equipment Office Equipment	AA.6010.2608-2000.2000			\$1,000		\$0
Vehicles Vehicles	AA.6010.2608-2100.2140			\$33,000		\$0
Supplies Office	AA.6010.2608-4000.4025	\$14,550	\$0	\$1,800	\$2,000	\$2,000
Supplies Program	AA.6010.2608-4000.4040		\$4,428	\$4,428	\$1,200	\$1,200
Professional Services Other Fees	AA.6010.2608-4300.4505	\$265,021	\$16,750	\$585,869	\$339,071	\$339,071
Leases/Rental Real Property	AA.6010.2608-4570.4575			\$12,700	\$0	\$0
Conference Expenses Con Exp	AA.6010.2608-4580.4580	\$75	\$6,000	\$6,900	\$0	\$0
Travel Trvl	AA.6010.2608-4590.4590	\$157	\$3,000	\$3,000	\$1,000	\$1,000
Communication Expenses Telephone Services	AA.6010.2608-4670.4680	\$1,072	\$0	\$4,978	\$0	\$0
Intra-County Charges District Attorney Personnel	AA.6010.2608-4750.4760	\$72,981	\$75,000	\$75,000	\$75,000	\$75,000



Name	Account ID	FY2020 Actual	FY2021 Adopted Budget	FY2021 Amended Budget	FY2022 Executive Budget	FY2022 Adopted Budget
Intra-County Charges Health Dept Charges	AA.6010.2608- 4750.4768	\$20,876	\$30,257	\$30,257	\$0	\$0
Social Security/FICA SS/FICA	AA.6010.2608- 8010.8010	\$0	\$7,213	\$7,314	\$5,719	\$5,719
Total DSS Grants:		\$432,795	\$236,925	\$907,255	\$498,742	\$498,742
Medical Assistance						
Regular Pay Regular Pay	AA.6010.2609- 1300.1300	\$1,163,480	\$1,110,772	\$1,176,382	\$1,322,418	\$1,322,418
Part Time Pay Part Time Pay	AA.6010.2609- 1400.1400	\$17,868	\$23,853	\$23,853	\$27,687	\$27,687
Overtime Pay Overtime Pay	AA.6010.2609- 1410.1410	\$0	\$2,000	\$2,000	\$1,000	\$1,000
Contractual Pays Longevity Pay	AA.6010.2609- 1420.1440	\$11,000	\$11,000	\$11,000	\$11,000	\$11,000
Contractual Pays Retro Pay	AA.6010.2609- 1420.1465			\$25,000		\$0
Contractual Pays Separation Pay	AA.6010.2609- 1420.1500	\$102,031	\$0	\$0		\$0
Supplies Auto Fuel	AA.6010.2609- 4000.4000	\$0	\$200	\$200	\$0	\$0
Supplies Office	AA.6010.2609- 4000.4025	\$1,618	\$2,500	\$2,500	\$2,200	\$2,200
Building Maint & Repair Gas & Electricity	AA.6010.2609- 4200.4200	\$8,743	\$10,388	\$10,388	\$10,271	\$10,271
Building Maint & Repair Shredding/Recycling	AA.6010.2609- 4200.4215	\$479	\$500	\$500	\$492	\$492
Building Maint & Repair Janitorial Services	AA.6010.2609- 4200.4235	\$7,811	\$8,190	\$8,190	\$8,416	\$8,416
Building Maint & Repair Water Usage Fee	AA.6010.2609- 4200.4265	\$360	\$382	\$382	\$382	\$382
Professional Services Interpretor	AA.6010.2609- 4300.4405	\$1	\$500	\$500	\$200	\$200
Professional Services Other Fees	AA.6010.2609- 4300.4505	\$34,727	\$75,000	\$80,000	\$75,000	\$75,000
Conference Expenses Con Exp	AA.6010.2609- 4580.4580	\$579	\$500	\$600	\$2,000	\$2,000
Travel Trvl	AA.6010.2609- 4590.4590	\$0	\$300	\$300	\$300	\$300
Misc Contractual Expense Postage	AA.6010.2609- 4600.4645	\$6,617	\$9,500	\$9,500	\$9,500	\$9,500
Misc Contractual Expense Printing Service	AA.6010.2609- 4600.4650	\$0	\$500	\$500	\$250	\$250
Communication Expenses Telephone Services	AA.6010.2609- 4670.4680	\$1,267	\$1,300	\$1,310	\$1,300	\$1,300
Social Security/FICA SS/FICA	AA.6010.2609- 8010.8010	\$95,869	\$87,794	\$87,794	\$104,201	\$104,201
Total Medical Assistance:		\$1,452,452	\$1,345,179	\$1,440,899	\$1,576,617	\$1,576,617
Medical Assistance Professionals						



Name	Account ID	FY2020 Actual	FY2021 Adopted Budget	FY2021 Amended Budget	FY2022 Executive Budget	FY2022 Adopted Budget
Regular Pay Regular Pay	AA.6010.2610-1300.1300	\$54,526	\$0	\$0		\$0
Contractual Pays Separation Pay	AA.6010.2610-1420.1500	\$6,573	\$0	\$0		\$0
Social Security/FICA SS/FICA	AA.6010.2610-8010.8010	\$4,384	\$0	\$0		\$0
Total Medical Assistance Professionals:		\$65,483	\$0	\$0		\$0
Other HEAP						
Regular Pay Regular Pay	AA.6010.2611-1300.1300	\$315,601	\$280,181	\$330,944	\$296,955	\$296,955
Overtime Pay Overtime Pay	AA.6010.2611-1410.1410	\$4,383	\$10,000	\$10,000	\$11,000	\$11,000
Contractual Pays Retro Pay	AA.6010.2611-1420.1465			\$5,900		\$0
Contractual Pays Separation Pay	AA.6010.2611-1420.1500	\$0		\$12,000	\$0	\$0
Supplies Office	AA.6010.2611-4000.4025	\$162	\$500	\$500	\$500	\$500
Building Maint & Repair Gas & Electricity	AA.6010.2611-4200.4200	\$2,197	\$2,825	\$2,825	\$2,793	\$2,793
Building Maint & Repair Shredding/Recycling	AA.6010.2611-4200.4215	\$118	\$136	\$136	\$134	\$134
Building Maint & Repair Janitorial Services	AA.6010.2611-4200.4235	\$1,975	\$2,227	\$2,227	\$2,289	\$2,289
Building Maint & Repair Water Usage Fee	AA.6010.2611-4200.4265	\$91	\$104	\$104	\$104	\$104
Professional Services Other Fees	AA.6010.2611-4300.4505	\$9,500	\$0	\$24,500	\$20,000	\$20,000
Conference Expenses Con Exp	AA.6010.2611-4580.4580	\$0	\$300	\$200	\$300	\$300
Travel Trvl	AA.6010.2611-4590.4590	\$0	\$200	\$200	\$200	\$200
Misc Contractual Expense Postage	AA.6010.2611-4600.4645	\$3,135	\$2,000	\$2,000	\$3,500	\$3,500
Misc Contractual Expense Printing Service	AA.6010.2611-4600.4650	\$45	\$150	\$150	\$150	\$150
Social Security/FICA SS/FICA	AA.6010.2611-8010.8010	\$23,628	\$22,199	\$22,199	\$23,559	\$23,559
Total Other HEAP:		\$360,835	\$320,822	\$413,885	\$361,484	\$361,484
Other Early Intervention						
Regular Pay Regular Pay	AA.6010.2612-1300.1300	\$949,455	\$873,140	\$881,664	\$1,054,982	\$1,054,982
Overtime Pay Overtime Pay	AA.6010.2612-1410.1410	\$34	\$500	\$500	\$500	\$500
Contractual Pays Longevity Pay	AA.6010.2612-1420.1440	\$9,000	\$9,000	\$9,000	\$9,000	\$9,000
Contractual Pays Retro Pay	AA.6010.2612-1420.1465			\$17,000		\$0



Name	Account ID	FY2020 Actual	FY2021 Adopted Budget	FY2021 Amended Budget	FY2022 Executive Budget	FY2022 Adopted Budget
Contractual Pays Separation Pay	AA.6010.2612-1420.1500	\$46,304	\$0	\$3,500	\$0	\$0
Supplies Auto Fuel	AA.6010.2612-4000.4000	\$0	\$200	\$200	\$200	\$200
Supplies Office	AA.6010.2612-4000.4025	\$4,039	\$1,500	\$1,500	\$1,500	\$1,500
Supplies Other General	AA.6010.2612-4000.4030	\$132	\$0	\$0		\$0
Building Maint & Repair Gas & Electricity	AA.6010.2612-4200.4200	\$6,375	\$7,663	\$7,663	\$7,577	\$7,577
Building Maint & Repair Shredding/Recycling	AA.6010.2612-4200.4215	\$348	\$369	\$369	\$363	\$363
Building Maint & Repair Janitorial Services	AA.6010.2612-4200.4235	\$5,700	\$6,041	\$6,041	\$6,208	\$6,208
Building Maint & Repair Water Usage Fee	AA.6010.2612-4200.4265	\$263	\$282	\$282	\$282	\$282
Professional Services Interpretor	AA.6010.2612-4300.4405	\$375	\$1,000	\$1,000	\$1,000	\$1,000
Professional Services Other Fees	AA.6010.2612-4300.4505	\$112,028	\$116,000	\$197,287	\$163,000	\$163,000
Conference Expenses Con Exp	AA.6010.2612-4580.4580	\$70	\$500	\$500	\$1,000	\$1,000
Travel Trvl	AA.6010.2612-4590.4590	\$6,002	\$21,000	\$21,000	\$21,000	\$21,000
Misc Contractual Expense Licenses & Certifications	AA.6010.2612-4600.4620	\$15,656	\$16,000	\$16,000	\$40,060	\$40,060
Misc Contractual Expense Postage	AA.6010.2612-4600.4645	\$4,773	\$5,200	\$5,200	\$5,200	\$5,200
Misc Contractual Expense Printing Service	AA.6010.2612-4600.4650	\$884	\$2,000	\$2,000	\$1,500	\$1,500
Communication Expenses Telephone Services	AA.6010.2612-4670.4680	\$418	\$600	\$600	\$600	\$600
Maintenance Software	AA.6010.2612-4690.4700	\$0	\$28,875	\$74,875	\$70,226	\$70,226
Social Security/FICA SS/FICA	AA.6010.2612-8010.8010	\$73,638	\$67,522	\$67,522	\$81,433	\$81,433
Total Other Early Intervention:		\$1,235,493	\$1,157,392	\$1,313,703	\$1,465,631	\$1,465,631
Services						
Regular Pay Regular Pay	AA.6010.2614-1300.1300	\$5,343,288	\$5,201,031	\$5,158,944	\$5,809,744	\$5,809,744
Part Time Pay Part Time Pay	AA.6010.2614-1400.1400	\$24,966	\$19,093	\$64,493	\$36,362	\$36,362
Overtime Pay Overtime Pay	AA.6010.2614-1410.1410	\$101,093	\$200,000	\$200,000	\$218,000	\$218,000
Contractual Pays Longevity Pay	AA.6010.2614-1420.1440	\$11,000	\$11,000	\$11,000	\$0	\$0
Contractual Pays On-Call Pay	AA.6010.2614-1420.1445	\$78,850	\$80,000	\$80,000	\$87,500	\$87,500
Contractual Pays Retro Pay	AA.6010.2614-1420.1465	\$0	\$0	\$115,000		\$0



Name	Account ID	FY2020 Actual	FY2021 Adopted Budget	FY2021 Amended Budget	FY2022 Executive Budget	FY2022 Adopted Budget
Contractual Pays Separation Pay	AA.6010.2614-1420.1500	\$111,641	\$0	\$85,150	\$0	\$0
Supplies Auto Fuel	AA.6010.2614-4000.4000	\$8,751	\$25,000	\$25,000	\$30,000	\$30,000
Supplies Office	AA.6010.2614-4000.4025	\$3,684	\$5,500	\$5,500	\$5,500	\$5,500
Supplies Other General	AA.6010.2614-4000.4030	\$1,417	\$4,300	\$4,300	\$7,800	\$7,800
Supplies Program	AA.6010.2614-4000.4040	\$6,453	\$8,950	\$8,950	\$9,250	\$9,250
Building Maint & Repair Gas & Electricity	AA.6010.2614-4200.4200	\$38,394	\$44,338	\$44,338	\$43,841	\$43,841
Building Maint & Repair Shredding/Recycling	AA.6010.2614-4200.4215	\$2,037	\$2,135	\$2,135	\$2,101	\$2,101
Building Maint & Repair Janitorial Services	AA.6010.2614-4200.4235	\$33,249	\$34,956	\$34,956	\$35,924	\$35,924
Building Maint & Repair Water Usage Fee	AA.6010.2614-4200.4265	\$1,534	\$1,632	\$1,632	\$1,632	\$1,632
Professional Services Advertising	AA.6010.2614-4300.4325	\$227	\$300	\$3,400	\$300	\$300
Professional Services Court Transcript	AA.6010.2614-4300.4340	\$154	\$1,500	\$1,500	\$500	\$500
Professional Services Education/Training	AA.6010.2614-4300.4345	\$0	\$2,000	\$2,000	\$2,000	\$2,000
Professional Services Interpretor	AA.6010.2614-4300.4405	\$1,489	\$2,000	\$2,000	\$2,000	\$2,000
Professional Services Legal	AA.6010.2614-4300.4430	\$72,861	\$117,500	\$117,500	\$117,500	\$117,500
Professional Services Other Fees	AA.6010.2614-4300.4505	\$476,123	\$380,045	\$610,462	\$421,201	\$421,201
Leases/Rental Auto	AA.6010.2614-4570.4570	\$64,982	\$68,766	\$68,766	\$69,545	\$69,545
Conference Expenses Con Exp	AA.6010.2614-4580.4580	\$915	\$10,000	\$10,000	\$10,000	\$10,000
Travel Trvl	AA.6010.2614-4590.4590	\$69,500	\$100,000	\$100,000	\$105,000	\$105,000
Misc Contractual Expense Licenses & Certifications	AA.6010.2614-4600.4620	\$0	\$60	\$60	\$0	\$0
Misc Contractual Expense Postage	AA.6010.2614-4600.4645	\$19,350	\$25,000	\$25,000	\$25,000	\$25,000
Misc Contractual Expense Printing Service	AA.6010.2614-4600.4650	\$561	\$2,000	\$2,000	\$1,500	\$1,500
Misc Contractual Expense Other	AA.6010.2614-4600.4660	\$46,365	\$19,800	\$19,800	\$93,350	\$93,350
Communication Expenses Telephone Services	AA.6010.2614-4670.4680	\$6,534	\$6,360	\$6,360	\$6,510	\$6,510
Maintenance Auto Repair	AA.6010.2614-4690.4690	\$8,761	\$13,000	\$13,000	\$15,000	\$15,000
Social Security/FICA SS/FICA	AA.6010.2614-8010.8010	\$412,752	\$421,601	\$421,809	\$470,598	\$470,598
Total Services:		\$6,946,929	\$6,807,867	\$7,245,055	\$7,627,658	\$7,627,658



Name	Account ID	FY2020 Actual	FY2021 Adopted Budget	FY2021 Amended Budget	FY2022 Executive Budget	FY2022 Adopted Budget
Services CCS						
Regular Pay Regular Pay	AA.6010.2615-1300.1300	\$1,808,053	\$1,728,729	\$1,728,729	\$2,023,917	\$2,023,917
Overtime Pay Overtime Pay	AA.6010.2615-1410.1410	\$5,178	\$10,000	\$7,400	\$10,000	\$10,000
Contractual Pays On-Call Pay	AA.6010.2615-1420.1445	\$17,935	\$20,000	\$20,000	\$19,750	\$19,750
Contractual Pays Shift Differential Pay	AA.6010.2615-1420.1455	\$500	\$0	\$0		\$0
Contractual Pays Retro Pay	AA.6010.2615-1420.1465	\$0		\$36,600		\$0
Contractual Pays Separation Pay	AA.6010.2615-1420.1500	\$33,700	\$0	\$60,030	\$0	\$0
Supplies Auto Fuel	AA.6010.2615-4000.4000	\$2,021	\$6,500	\$6,500	\$6,500	\$6,500
Supplies Office	AA.6010.2615-4000.4025	\$392	\$600	\$600	\$600	\$600
Supplies Other General	AA.6010.2615-4000.4030	\$376	\$3,500	\$3,500	\$3,500	\$3,500
Supplies Program	AA.6010.2615-4000.4040	\$754	\$8,000	\$8,000	\$4,200	\$4,200
Building Maint & Repair Gas & Electricity	AA.6010.2615-4200.4200	\$10,164	\$10,088	\$10,088	\$9,975	\$9,975
Building Maint & Repair Shredding/Recycling	AA.6010.2615-4200.4215	\$473	\$486	\$486	\$478	\$478
Building Maint & Repair Janitorial Services	AA.6010.2615-4200.4235	\$9,202	\$7,953	\$7,953	\$8,173	\$8,173
Building Maint & Repair Security & Alarm Maintenance	AA.6010.2615-4200.4250	\$324	\$0	\$0		\$0
Building Maint & Repair Water Usage Fee	AA.6010.2615-4200.4265	\$354	\$371	\$371	\$371	\$371
Professional Services Interpretor	AA.6010.2615-4300.4405	\$4,740	\$7,000	\$7,000	\$7,000	\$7,000
Professional Services Legal	AA.6010.2615-4300.4430	\$256	\$1,500	\$1,500	\$1,000	\$1,000
Professional Services Other Fees	AA.6010.2615-4300.4505	\$844,126	\$77,076	\$347,538	\$143,520	\$143,520
Leases/Rental Auto	AA.6010.2615-4570.4570	\$20,946	\$20,395	\$20,395	\$24,954	\$24,954
Leases/Rental Real Property	AA.6010.2615-4570.4575	\$10,800	\$0	\$0		\$0
Conference Expenses Con Exp	AA.6010.2615-4580.4580	\$0	\$3,000	\$3,000	\$2,000	\$2,000
Travel Trvl	AA.6010.2615-4590.4590	\$7,612	\$6,500	\$6,500	\$6,500	\$6,500
Misc Contractual Expense Licenses & Certifications	AA.6010.2615-4600.4620	\$0	\$0	\$0	\$60	\$60
Misc Contractual Expense Postage	AA.6010.2615-4600.4645	\$83	\$500	\$500	\$500	\$500



Name	Account ID	FY2020 Actual	FY2021 Adopted Budget	FY2021 Amended Budget	FY2022 Executive Budget	FY2022 Adopted Budget
Misc Contractual Expense Printing Service	AA.6010.2615- 4600.4650	\$96	\$300	\$300	\$200	\$200
Misc Contractual Expense Other	AA.6010.2615- 4600.4660	\$921	\$1,500	\$3,900	\$3,900	\$3,900
Communication Expenses Telephone Services	AA.6010.2615- 4670.4680	\$2,912	\$2,000	\$2,000	\$2,000	\$2,000
Maintenance Auto Repair	AA.6010.2615- 4690.4690	\$1,871	\$5,000	\$5,000	\$5,000	\$5,000
Maintenance Software	AA.6010.2615- 4690.4700	\$4,232	\$5,800	\$5,800	\$3,700	\$3,700
Social Security/FICA SS/FICA	AA.6010.2615- 8010.8010	\$132,767	\$134,543	\$134,543	\$157,106	\$157,106
Total Services CCS:		\$2,920,790	\$2,061,341	\$2,428,233	\$2,444,904	\$2,444,904
Special Investigations						
Regular Pay Regular Pay	AA.6010.2616- 1300.1300	\$288,551	\$179,722	\$190,433	\$198,362	\$198,362
Overtime Pay Overtime Pay	AA.6010.2616- 1410.1410	\$42	\$500	\$500	\$500	\$500
Contractual Pays Retro Pay	AA.6010.2616- 1420.1465			\$4,200		\$0
Contractual Pays Separation Pay	AA.6010.2616- 1420.1500	\$30,271	\$0	\$0		\$0
Supplies Auto Fuel	AA.6010.2616- 4000.4000	\$336	\$1,100	\$1,100	\$1,500	\$1,500
Supplies Office	AA.6010.2616- 4000.4025	\$261	\$500	\$500	\$500	\$500
Building Maint & Repair Gas & Electricity	AA.6010.2616- 4200.4200	\$1,424	\$1,663	\$1,663	\$1,644	\$1,644
Building Maint & Repair Shredding/Recycling	AA.6010.2616- 4200.4215	\$78	\$80	\$80	\$79	\$79
Building Maint & Repair Janitorial Services	AA.6010.2616- 4200.4235	\$1,271	\$1,311	\$1,311	\$1,347	\$1,347
Building Maint & Repair Water Usage Fee	AA.6010.2616- 4200.4265	\$59	\$61	\$61	\$61	\$61
Professional Services Interpretor	AA.6010.2616- 4300.4405	\$0	\$50	\$50	\$50	\$50
Professional Services Other Fees	AA.6010.2616- 4300.4505	\$4,533	\$5,500	\$11,500	\$8,550	\$8,550
Leases/Rental Auto	AA.6010.2616- 4570.4570	\$5,818	\$4,080	\$4,080	\$5,818	\$5,818
Conference Expenses Con Exp	AA.6010.2616- 4580.4580	\$0	\$500	\$500	\$800	\$800
Misc Contractual Expense Licenses & Certifications	AA.6010.2616- 4600.4620	\$6,271	\$4,730	\$4,730	\$5,029	\$5,029
Misc Contractual Expense Postage	AA.6010.2616- 4600.4645	\$112	\$200	\$200	\$200	\$200
Misc Contractual Expense Printing Service	AA.6010.2616- 4600.4650	\$0	\$200	\$200	\$0	\$0
Communication Expenses Equipment Rentals	AA.6010.2616- 4670.4670	\$1,536	\$1,070	\$1,540	\$1,536	\$1,536



Name	Account ID	FY2020 Actual	FY2021 Adopted Budget	FY2021 Amended Budget	FY2022 Executive Budget	FY2022 Adopted Budget
Communication Expenses Telephone Services	AA.6010.2616-4670.4680	\$330	\$350	\$350	\$350	\$350
Maintenance Auto Repair	AA.6010.2616-4690.4690	\$79	\$800	\$800	\$800	\$800
Intra-County Charges District Attorney Personnel	AA.6010.2616-4750.4760	\$19,863	\$0	\$0		\$0
Social Security/FICA SS/FICA	AA.6010.2616-8010.8010	\$23,793	\$13,787	\$13,787	\$15,213	\$15,213
Total Special Investigations:		\$384,628	\$216,204	\$237,585	\$242,339	\$242,339
Temporary Assistance						
Regular Pay Regular Pay	AA.6010.2617-1300.1300	\$1,317,458	\$1,224,077	\$1,248,793	\$1,351,224	\$1,351,224
Part Time Pay Part Time Pay	AA.6010.2617-1400.1400	\$15,464	\$15,148	\$15,148	\$0	\$0
Overtime Pay Overtime Pay	AA.6010.2617-1410.1410	\$8,744	\$19,000	\$19,000	\$19,750	\$19,750
Contractual Pays Longevity Pay	AA.6010.2617-1420.1440			\$0	\$10,000	\$10,000
Contractual Pays Retro Pay	AA.6010.2617-1420.1465			\$23,000		\$0
Contractual Pays Separation Pay	AA.6010.2617-1420.1500	\$120,404	\$0	\$0		\$0
Supplies Office	AA.6010.2617-4000.4025	\$1,703	\$2,500	\$2,500	\$2,500	\$2,500
Supplies Other General	AA.6010.2617-4000.4030	\$1,343	\$2,000	\$2,000	\$2,000	\$2,000
Building Maint & Repair Gas & Electricity	AA.6010.2617-4200.4200	\$9,556	\$11,213	\$10,563	\$11,087	\$11,087
Building Maint & Repair Shredding/Recycling	AA.6010.2617-4200.4215	\$525	\$540	\$540	\$531	\$531
Building Maint & Repair Janitorial Services	AA.6010.2617-4200.4235	\$8,529	\$8,840	\$8,840	\$9,085	\$9,085
Building Maint & Repair Water Usage Fee	AA.6010.2617-4200.4265	\$393	\$413	\$413	\$413	\$413
Professional Services Interpretor	AA.6010.2617-4300.4405	\$0	\$500	\$500	\$250	\$250
Professional Services Other Fees	AA.6010.2617-4300.4505	\$193,902	\$118,564	\$232,058	\$222,564	\$222,564
Conference Expenses Con Exp	AA.6010.2617-4580.4580	\$0	\$500	\$500	\$1,500	\$1,500
Travel Trvl	AA.6010.2617-4590.4590	\$301	\$500	\$500	\$500	\$500
Misc Contractual Expense Postage	AA.6010.2617-4600.4645	\$10,964	\$8,000	\$8,000	\$10,000	\$10,000
Misc Contractual Expense Printing Service	AA.6010.2617-4600.4650	\$1,852	\$4,500	\$4,500	\$4,000	\$4,000
Communication Expenses Telephone Services	AA.6010.2617-4670.4680	\$2,459	\$1,700	\$2,100	\$2,500	\$2,500
Social Security/FICA SS/FICA	AA.6010.2617-8010.8010	\$105,652	\$96,255	\$96,255	\$105,645	\$105,645



Name	Account ID	FY2020 Actual	FY2021 Adopted Budget	FY2021 Amended Budget	FY2022 Executive Budget	FY2022 Adopted Budget
Total Temporary Assistance:		\$1,799,250	\$1,514,250	\$1,675,210	\$1,753,549	\$1,753,549
DSS Training						
Regular Pay Regular Pay	AA.6010.2620-1300.1300	\$49,788	\$49,859	\$326,022	\$53,799	\$53,799
Building Maint & Repair Gas & Electricity	AA.6010.2620-4200.4200	\$338	\$400	\$400	\$396	\$396
Building Maint & Repair Shredding/Recycling	AA.6010.2620-4200.4215	\$19	\$19	\$19	\$19	\$19
Building Maint & Repair Janitorial Services	AA.6010.2620-4200.4235	\$302	\$315	\$315	\$324	\$324
Building Maint & Repair Water Usage Fee	AA.6010.2620-4200.4265	\$14	\$15	\$15	\$15	\$15
Professional Services Education/Training	AA.6010.2620-4300.4345	\$24,990	\$51,324	\$51,962	\$48,450	\$48,450
Conference Expenses Con Exp	AA.6010.2620-4580.4580	\$153	\$500	\$500	\$500	\$500
Travel Trvl	AA.6010.2620-4590.4590	\$0	\$100	\$100	\$100	\$100
Misc Contractual Expense Printing Service	AA.6010.2620-4600.4650	\$83	\$100	\$100	\$100	\$100
Misc Contractual Expense Other	AA.6010.2620-4600.4660	\$0	\$500	\$500	\$500	\$500
Social Security/FICA SS/FICA	AA.6010.2620-8010.8010	\$3,544	\$3,815	\$3,953	\$4,116	\$4,116
Total DSS Training:		\$79,230	\$106,947	\$383,886	\$108,319	\$108,319
WMS						
Regular Pay Regular Pay	AA.6010.2621-1300.1300	\$90,777	\$89,988	\$168,509	\$99,590	\$99,590
Contractual Pays Retro Pay	AA.6010.2621-1420.1465			\$2,000		\$0
Computer Equipment Computer Equipment	AA.6010.2621-2200.2200	\$0	\$8,000	\$8,000	\$8,000	\$8,000
Computer Equipment Software	AA.6010.2621-2200.2220			\$4,000		\$0
Building Maint & Repair Gas & Electricity	AA.6010.2621-4200.4200	\$684	\$813	\$813	\$803	\$803
Building Maint & Repair Shredding/Recycling	AA.6010.2621-4200.4215	\$37	\$39	\$39	\$39	\$39
Building Maint & Repair Janitorial Services	AA.6010.2621-4200.4235	\$611	\$641	\$641	\$658	\$658
Building Maint & Repair Water Usage Fee	AA.6010.2621-4200.4265	\$28	\$30	\$30	\$30	\$30
Communication Expenses Telephone Services	AA.6010.2621-4670.4680	\$273	\$275	\$295	\$280	\$280
Maintenance Repair & Maintenance - Equipment	AA.6010.2621-4690.4695	\$1,700	\$3,201	\$3,201	\$3,201	\$3,201
Social Security/FICA SS/FICA	AA.6010.2621-8010.8010	\$6,637	\$6,885	\$6,885	\$7,619	\$7,619



Name	Account ID	FY2020 Actual	FY2021 Adopted Budget	FY2021 Amended Budget	FY2022 Executive Budget	FY2022 Adopted Budget
Total WMS:		\$100,748	\$109,872	\$194,413	\$120,220	\$120,220
Domestic Violence Services						
Regular Pay Regular Pay	AA.6010.2622-1300.1300	\$340,708	\$331,273	\$358,114	\$365,682	\$365,682
Part Time Pay Part Time Pay	AA.6010.2622-1400.1400		\$25,421	\$25,421	\$0	\$0
Overtime Pay Overtime Pay	AA.6010.2622-1410.1410	\$19,610	\$28,000	\$28,000	\$27,250	\$27,250
Contractual Pays On-Call Pay	AA.6010.2622-1420.1445	\$14,988	\$16,000	\$16,000	\$17,500	\$17,500
Vehicles Vehicles	AA.6010.2622-2100.2140			\$250,000	\$0	\$0
Supplies Auto Fuel	AA.6010.2622-4000.4000	\$209	\$700	\$700	\$8,000	\$8,000
Supplies Office	AA.6010.2622-4000.4025	\$0	\$500	\$500	\$0	\$0
Supplies Other General	AA.6010.2622-4000.4030	\$40	\$250	\$250	\$0	\$0
Supplies Program	AA.6010.2622-4000.4040	\$0	\$500	\$500	\$200	\$200
Building Maint & Repair Gas & Electricity	AA.6010.2622-4200.4200	\$3,276	\$7,500	\$7,500	\$0	\$0
Building Maint & Repair Shredding/Recycling	AA.6010.2622-4200.4215	\$277	\$75	\$75	\$79	\$79
Building Maint & Repair Janitorial Services	AA.6010.2622-4200.4235	\$3,250	\$9,190	\$9,190	\$0	\$0
Building Maint & Repair Pest Control	AA.6010.2622-4200.4245	\$180	\$0	\$0		\$0
Building Maint & Repair Security & Alarm Maintenance	AA.6010.2622-4200.4250	\$0	\$2,500	\$2,500	\$0	\$0
Building Maint & Repair Other Building Maint & Repair	AA.6010.2622-4200.4295	\$61,912	\$0	\$0		\$0
Professional Services Advertising	AA.6010.2622-4300.4325	\$0	\$1,400	\$1,400	\$1,400	\$1,400
Professional Services Interpretor	AA.6010.2622-4300.4405	\$91	\$200	\$200	\$200	\$200
Professional Services Personal Services Agencies/Temp	AA.6010.2622-4300.4455		\$73,511	\$0		\$0
Professional Services Other Fees	AA.6010.2622-4300.4505	\$62,164	\$0	\$88,815	\$73,511	\$73,511
Leases/Rental Real Property	AA.6010.2622-4570.4575	\$53,232	\$57,830	\$57,830	\$78,925	\$78,925
Conference Expenses Con Exp	AA.6010.2622-4580.4580	\$0	\$500	\$100	\$1,800	\$1,800
Travel Trvl	AA.6010.2622-4590.4590	\$6,072	\$4,000	\$7,850	\$6,000	\$6,000
Misc Contractual Expense Licenses & Certifications	AA.6010.2622-4600.4620	\$297	\$0	\$0		\$0
Misc Contractual Expense Memberships	AA.6010.2622-4600.4625	\$850	\$1,000	\$1,000	\$1,000	\$1,000



Name	Account ID	FY2020 Actual	FY2021 Adopted Budget	FY2021 Amended Budget	FY2022 Executive Budget	FY2022 Adopted Budget
Misc Contractual Expense Postage	AA.6010.2622- 4600.4645	\$0	\$250	\$250	\$0	\$0
Misc Contractual Expense Printing Service	AA.6010.2622- 4600.4650	\$71	\$200	\$200	\$200	\$200
Communication Expenses Equipment Rentals	AA.6010.2622- 4670.4670	\$1,176	\$1,176	\$1,176	\$1,176	\$1,176
Communication Expenses Internet Services	AA.6010.2622- 4670.4675	\$2,405	\$3,000	\$3,550	\$3,660	\$3,660
Communication Expenses Telephone Services	AA.6010.2622- 4670.4680	\$2,364	\$1,300	\$1,300	\$1,500	\$1,500
Maintenance Auto Repair	AA.6010.2622- 4690.4690	\$0	\$0	\$0	\$39,000	\$39,000
Social Security/FICA SS/FICA	AA.6010.2622- 8010.8010	\$29,412	\$30,654	\$30,654	\$31,399	\$31,399
Total Domestic Violence Services:		\$602,586	\$596,930	\$893,075	\$658,482	\$658,482
Admin - Non-Reimbursable						
Supplies Auto Fuel	AA.6010.2623- 4000.4000	\$3,570	\$0	\$5,000	\$0	\$0
Professional Services Other Fees	AA.6010.2623- 4300.4505	\$45,028	\$0	\$323,334	\$150,000	\$300,000
Leases/Rental Auto	AA.6010.2623- 4570.4570	\$11,952	\$0	\$7,720	\$11,953	\$11,953
Misc Contractual Expense Other	AA.6010.2623- 4600.4660	\$523,125	\$488,444	\$688,444	\$471,944	\$471,944
Communication Expenses Equipment Rentals	AA.6010.2623- 4670.4670	\$947	\$0	\$950	\$947	\$947
Maintenance Auto Repair	AA.6010.2623- 4690.4690	\$1,012	\$0	\$1,500	\$0	\$0
Total Admin - Non-Reimbursable:		\$585,634	\$488,444	\$1,026,948	\$634,844	\$784,844
DSS Admin - Legal						
Regular Pay Regular Pay	AA.6010.2626- 1300.1300	\$764,451	\$762,865	\$800,890	\$857,088	\$857,088
Overtime Pay Overtime Pay	AA.6010.2626- 1410.1410	\$181	\$500	\$500	\$500	\$500
Contractual Pays Longevity Pay	AA.6010.2626- 1420.1440	\$3,000	\$3,500	\$3,500	\$3,500	\$3,500
Contractual Pays Retro Pay	AA.6010.2626- 1420.1465	\$0	\$0	\$3,500		\$0
Contractual Pays Separation Pay	AA.6010.2626- 1420.1500	\$2,174	\$0	\$3,000	\$0	\$0
Supplies Auto Fuel	AA.6010.2626- 4000.4000	\$0	\$200	\$200	\$0	\$0
Supplies Office	AA.6010.2626- 4000.4025	\$723	\$1,500	\$1,500	\$1,500	\$1,500
Building Maint & Repair Gas & Electricity	AA.6010.2626- 4200.4200	\$2,535	\$3,225	\$3,225	\$3,189	\$3,189
Building Maint & Repair Shredding/Recycling	AA.6010.2626- 4200.4215	\$137	\$155	\$155	\$153	\$153



Name	Account ID	FY2020 Actual	FY2021 Adopted Budget	FY2021 Amended Budget	FY2022 Executive Budget	FY2022 Adopted Budget
Building Maint & Repair Janitorial Services	AA.6010.2626-4200.4235	\$2,277	\$2,543	\$2,543	\$2,613	\$2,613
Building Maint & Repair Water Usage Fee	AA.6010.2626-4200.4265	\$105	\$119	\$119	\$119	\$119
Professional Services Legal	AA.6010.2626-4300.4430	\$5,063	\$0	\$1,115	\$0	\$0
Conference Expenses Con Exp	AA.6010.2626-4580.4580	\$622	\$500	\$1,700	\$3,000	\$3,000
Travel Trvl	AA.6010.2626-4590.4590	\$443	\$500	\$500	\$1,000	\$1,000
Misc Contractual Expense Licenses & Certifications	AA.6010.2626-4600.4620	\$0	\$60	\$60	\$120	\$120
Misc Contractual Expense Periodicals	AA.6010.2626-4600.4635	\$1,417	\$1,500	\$2,738	\$1,500	\$1,500
Misc Contractual Expense Postage	AA.6010.2626-4600.4645	\$1,512	\$2,500	\$2,500	\$2,500	\$2,500
Misc Contractual Expense Printing Service	AA.6010.2626-4600.4650	\$0	\$100	\$100	\$0	\$0
Communication Expenses Telephone Services	AA.6010.2626-4670.4680	\$299	\$400	\$400	\$400	\$400
Social Security/FICA SS/FICA	AA.6010.2626-8010.8010	\$56,836	\$58,666	\$60,162	\$65,874	\$65,874
Total DSS Admin - Legal:		\$841,774	\$838,833	\$888,407	\$943,056	\$943,056
DSS Daycare						
Regular Pay Regular Pay	AA.6010.2634-1300.1300	\$202,998	\$202,633	\$209,962	\$222,340	\$222,340
Overtime Pay Overtime Pay	AA.6010.2634-1410.1410	\$252	\$1,500	\$1,500	\$1,500	\$1,500
Contractual Pays Retro Pay	AA.6010.2634-1420.1465			\$4,600		\$0
Supplies Office	AA.6010.2634-4000.4025	\$151	\$600	\$600	\$500	\$500
Building Maint & Repair Gas & Electricity	AA.6010.2634-4200.4200	\$1,362	\$1,613	\$1,613	\$1,594	\$1,594
Building Maint & Repair Shredding/Recycling	AA.6010.2634-4200.4215	\$75	\$78	\$78	\$76	\$76
Building Maint & Repair Janitorial Services	AA.6010.2634-4200.4235	\$1,217	\$1,271	\$1,271	\$1,307	\$1,307
Building Maint & Repair Water Usage Fee	AA.6010.2634-4200.4265	\$56	\$59	\$59	\$59	\$59
Misc Contractual Expense Postage	AA.6010.2634-4600.4645	\$1,945	\$2,800	\$2,800	\$2,800	\$2,800
Misc Contractual Expense Printing Service	AA.6010.2634-4600.4650	\$315	\$500	\$500	\$500	\$500
Social Security/FICA SS/FICA	AA.6010.2634-8010.8010	\$15,057	\$15,617	\$15,617	\$17,124	\$17,124
Total DSS Daycare:		\$223,428	\$226,671	\$238,600	\$247,800	\$247,800
DSS - OFA Office Space						



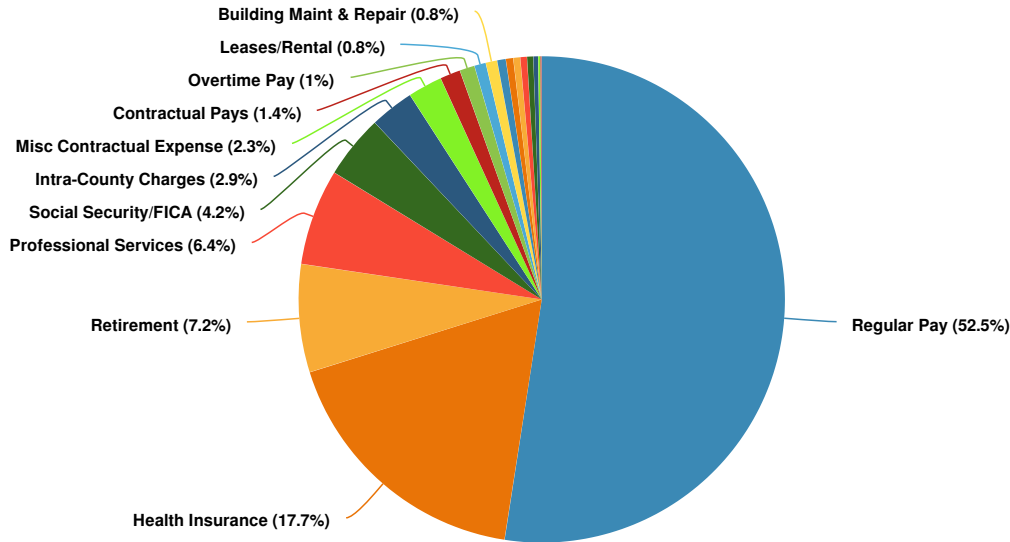
Name	Account ID	FY2020 Actual	FY2021 Adopted Budget	FY2021 Amended Budget	FY2022 Executive Budget	FY2022 Adopted Budget
Building Maint & Repair Gas & Electricity	AA.6010.2636-4200.4200	\$5,601	\$7,238	\$7,238	\$7,156	\$7,156
Building Maint & Repair Shredding/Recycling	AA.6010.2636-4200.4215	\$301	\$349	\$349	\$343	\$343
Building Maint & Repair Janitorial Services	AA.6010.2636-4200.4235	\$5,036	\$5,706	\$5,706	\$5,864	\$5,864
Building Maint & Repair Water Usage Fee	AA.6010.2636-4200.4265	\$232	\$266	\$266	\$266	\$266
Total DSS - OFA Office Space:		\$11,169	\$13,559	\$13,559	\$13,629	\$13,629
Raise The Age						
Regular Pay Regular Pay	AA.6010.2637-1300.1300	\$909	\$0	\$7,562	\$0	\$0
Contractual Pays On-Call Pay	AA.6010.2637-1420.1445	\$11,007	\$0	\$20,500	\$0	\$0
Professional Services Other Fees	AA.6010.2637-4300.4505	\$21,774	\$0	\$386,000	\$0	\$0
Social Security/FICA SS/FICA	AA.6010.2637-8010.8010	\$93	\$0	\$0		\$0
Total Raise The Age:		\$33,783	\$0	\$414,062	\$0	\$0
Total Social Services Administration:		\$30,735,166	\$29,133,452	\$32,801,438	\$31,912,281	\$32,062,281
Total Economic Assistance and Opportunity:		\$30,735,166	\$29,133,452	\$32,801,438	\$31,912,281	\$32,062,281
Total Expenditures:		\$30,735,166	\$29,133,452	\$32,801,438	\$31,912,281	\$32,062,281



Expenditures by Expense Type

This section provides a summary of expenditures by type to provide context on categorical spending.

Budgeted Expenditures by Expense Type



Name	FY2020 Actual	FY2021 Adopted Budget	FY2021 Amended Budget	FY2022 Executive Budget	FY2022 Adopted Budget
Expense Objects					
Regular Pay	\$15,535,589	\$14,906,777	\$15,557,057	\$16,819,835	\$16,819,835
Part Time Pay	\$116,361	\$177,792	\$215,692	\$138,801	\$138,801
Overtime Pay	\$149,743	\$303,500	\$300,900	\$321,750	\$321,750
Contractual Pays	\$692,116	\$406,000	\$690,750	\$436,000	\$436,000
Office Equipment	\$0	\$0	\$6,052	\$0	\$0
Vehicles			\$283,000	\$0	\$0
Computer Equipment	\$0	\$182,624	\$197,926	\$44,778	\$44,778
Supplies	\$108,245	\$153,528	\$161,434	\$161,150	\$161,150
Building Maint & Repair	\$287,331	\$261,998	\$261,998	\$244,316	\$244,316
Professional Services	\$2,546,513	\$1,144,320	\$3,192,224	\$1,900,167	\$2,050,167
Insurance	\$174,864	\$175,000	\$192,000	\$183,750	\$183,750
Leases/Rental	\$227,011	\$216,071	\$236,491	\$244,508	\$244,508
Conference Expenses	\$3,913	\$25,800	\$27,500	\$29,400	\$29,400
Travel	\$93,038	\$142,400	\$146,250	\$148,000	\$148,000
Misc Contractual Expense	\$688,058	\$642,624	\$854,862	\$733,034	\$733,034
Communication Expenses	\$98,649	\$85,540	\$92,978	\$98,793	\$98,793
Maintenance	\$17,654	\$56,676	\$104,176	\$136,927	\$136,927
Intra-County Charges	\$837,152	\$1,151,223	\$1,151,223	\$936,019	\$936,019
Retirement	\$2,447,448	\$2,681,150	\$2,686,585	\$2,300,279	\$2,300,279

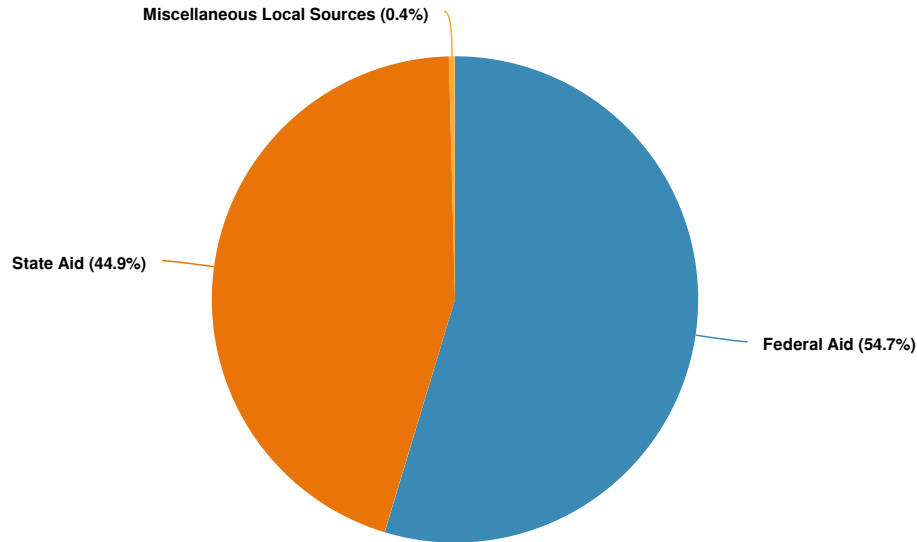


Name	FY2020 Actual	FY2021 Adopted Budget	FY2021 Amended Budget	FY2022 Executive Budget	FY2022 Adopted Budget
Social Security/FICA	\$1,204,633	\$1,208,256	\$1,221,248	\$1,355,310	\$1,355,310
Health Insurance	\$5,506,848	\$5,212,173	\$5,221,092	\$5,679,464	\$5,679,464
Total Expense Objects:	\$30,735,166	\$29,133,452	\$32,801,438	\$31,912,281	\$32,062,281

Revenues by Source

This section provides a detailed listing of revenues by source and account.

Projected 2022 Revenues by Source



Name	Account ID	FY2020 Actual	FY2021 Adopted Budget	FY2021 Amended Budget	FY2022 Executive Budget	FY2022 Adopted Budget
Revenue Source						
Departmental Income						
Departmental Income Other Econ Asst & Opp Income	AA.6010.2600-3120.1989	\$33,680	\$0	\$35,658	\$0	\$0
Total Departmental Income:		\$33,680	\$0	\$35,658	\$0	\$0
Miscellaneous Local Sources						
Miscellaneous Local Sources Gifts and Donations	AA.6010.2623-3280.2705	\$0	\$1,400	\$1,400	\$0	\$0
Miscellaneous Local Sources Unclassified Revenues	AA.6010.2600-3280.2770	\$122,188	\$89,000	\$89,000	\$97,000	\$97,000
Total Miscellaneous Local Sources:		\$122,188	\$90,400	\$90,400	\$97,000	\$97,000
State Aid						
State Aid Social Services Administration	AA.6010.2600-3300.3610	\$11,180,406	\$9,829,376	\$10,460,398	\$10,610,696	\$10,610,696
State Aid Social Services Administration	AA.6010.2608-3300.3610	\$495,768	\$274,984	\$903,465	\$504,853	\$504,853
State Aid Social Services Administration	AA.6010.2614-3300.3610	\$0		\$20,530	\$0	\$0
Total State Aid:		\$11,676,174	\$10,104,360	\$11,384,393	\$11,115,549	\$11,115,549
Federal Aid						



Name	Account ID	FY2020 Actual	FY2021 Adopted Budget	FY2021 Amended Budget	FY2022 Executive Budget	FY2022 Adopted Budget
Federal Aid Social Services Administration	AA.6010.2600-3400.4610	\$8,991,799	\$8,536,138	\$8,768,343	\$9,218,867	\$9,218,867
Federal Aid Social Services Administration	AA.6010.2608-3400.4610	\$0	\$0	\$107,462		\$0
Federal Aid Social Services Administration	AA.6010.2614-3400.4610	\$0		\$22,847	\$0	\$0
Federal Aid Flex Fund for Family Services	AA.6010.2600-3400.4615	\$3,821,555	\$3,821,555	\$3,821,555	\$4,314,337	\$4,314,337
Total Federal Aid:		\$12,813,354	\$12,357,693	\$12,720,207	\$13,533,204	\$13,533,204
Total Revenue Source:		\$24,645,396	\$22,552,453	\$24,230,658	\$24,745,753	\$24,745,753

Department Position Summary - Department of Social Services - Administration (6010) - Page 1

A6010		Department of Social Services			
Division	Position #	Title	2021 Adopted	2022 Executive Recommended	2022 Adopted
2600					
	60101001	COMM SS	128,349	131,685	131,685
	60101020	DEP COM AD	89,687	92,019	92,019
	60101034	HD ACC CLK	47,520	0	0
	60101034	JR ACCT	0	53,333	53,333
	60101054	DIR FIN	79,274	81,336	81,336
	60101162	SR AC/T	44,889	49,888	49,888
	60101210	RU ADMIN	62,794	68,760	68,760
	60101273	SS ADM AST	48,616	49,886	49,886
	60101274	SEC COM SS	63,342	68,268	68,268
	60101278	FISCAL OFF	73,080	80,207	80,207
	60101308	JR ACCT	53,202	58,568	58,568
	60101310	SR AC CLK	37,469	42,350	42,350
	60101356	SR AC CLK	44,212	0	0
	60101392	JR ACCT	53,202	0	0
	60101531	SR MGT ANL	81,904	84,408	84,408
	60101663	CDE ANL	57,624	62,954	62,954
	60101802	ACCOUNT ANT	60,090	66,802	66,802
	60101940	ACC CLERK	40,180	44,645	44,645
	60101986	ACCOUNTANT	<u>60,894</u>	<u>67,426</u>	<u>67,426</u>
	Total Full Time Salary		1,126,328	1,102,535	1,102,535
	Division Total		<u>1,126,328</u>	<u>1,102,535</u>	<u>1,102,535</u>
2602					
	60101155	COORD CSE	68,531	74,838	74,838
	60101175	PR CLD SP	59,085	65,278	65,278
	60101225	FAM CT SUP	64,511	70,452	70,452
	60101392	JR ACCT	0	58,568	58,568
	60101960	ACC CLERK	<u>39,792</u>	<u>43,898</u>	<u>43,898</u>
	Total Full Time Salary		231,919	313,034	313,034
	Division Total		<u>231,919</u>	<u>313,034</u>	<u>313,034</u>
2603					
	60101307	PR CLD SP	57,934	63,591	63,591
	60101361	PR ACC CLK	<u>43,185</u>	<u>46,954</u>	<u>46,954</u>
	Total Full Time Salary		101,119	110,545	110,545
	Division Total		<u>101,119</u>	<u>110,545</u>	<u>110,545</u>



Department Position Summary - Department of Social Services - Administration (6010) - Page 2

A6010		Department of Social Services			
Division	Position #	Title	2021 Adopted	2022 Executive Recommended	2022 Adopted
2604					
	60101081	SR CLD SP	51,483	57,093	57,093
	60101165	CLD SUP SP	40,807	45,993	45,993
	60101166	CLD SUP SP	39,110	41,771	41,771
	60101172	CLD SUP SP	46,099	51,087	51,087
	60101173	CLD SUP SP	<u>45,712</u>	<u>50,513</u>	<u>50,513</u>
	Total Full Time Salary		223,211	246,457	246,457
	Division Total		<u>223,211</u>	<u>246,457</u>	<u>246,457</u>
2605					
	60101167	CLD SUP SP	46,257	51,087	51,087
	60101168	CLD SUP SP	42,014	47,331	47,331
	60101169	CLD SUP SP	45,305	50,341	50,341
	60101170	SR CLD SP	0	46,883	46,883
	60101171	CLD SS SS	44,908	49,540	49,540
	60101174	CLD SUP SP	37,107	42,035	42,035
	60101205	CLD SUP SP	39,073	45,844	45,844
	60101216	CLD SUP SP	46,461	51,087	51,087
	60101535	RECEPT	<u>39,682</u>	<u>44,143</u>	<u>44,143</u>
	Total Full Time Salary		340,807	428,291	428,291
	Division Total		<u>340,807</u>	<u>428,291</u>	<u>428,291</u>
2607					
	60101039	SWE	36,029	0	0
	60101070	HD SWE	0	64,119	64,119
	60101074	SWE	46,205	50,869	50,869
	60101079	SR SWE	52,453	0	0
	60101092	SR SWE	54,463	60,117	60,117
	60101102	SWE	45,906	39,658	39,658
	60101105	SWE	45,401	45,401	45,401
	60101107	SWE	12,026	44,315	44,315
	60101108	SWE	49,506	54,473	54,473
	60101112	SWE	48,105	52,780	52,780
	60101127	SWE	46,205	50,869	50,869
	60101134	SWE	45,860	50,869	50,869
	60101140	SWE	40,660	45,877	45,877
	60101152	ACC CLERK	40,541	34,416	34,416
	60101161	ACC CLERK	41,428	45,791	45,791
	60101181	SWE	40,433	45,645	45,645
	60101183	SWE	0	51,633	51,633



Department Position Summary - Department of Social Services - Administration (6010) - Page 3

A6010		Department of Social Services			
Division	Position #	Title	2021 Adopted	2022 Executive Recommended	2022 Adopted
2607					
	60101198	SWE	46,954	52,101	52,101
	60101204	SWE	46,954	51,748	51,748
	60101511	DB CLK/TYP	39,025	42,897	42,897
	60101516	DB CLK/TYP	39,025	42,897	42,897
	60101524	RECEPT	<u>31,944</u>	<u>36,397</u>	<u>36,397</u>
		Total Full Time Salary	849,123	962,872	962,872
		Division Total	<u>849,123</u>	<u>962,872</u>	<u>962,872</u>
2608					
		Other Part-Time Salary	<u>94,277</u>	<u>74,752</u>	<u>74,752</u>
		Division Total	<u>94,277</u>	<u>74,752</u>	<u>74,752</u>
2609					
	60101032	DIR SS PRG	68,312	70,088	70,088
	60101063	PR SWE	61,314	66,976	66,976
	60101072	PR SWE	58,281	64,119	64,119
	60101076	SWE	46,205	50,869	50,869
	60101083	SR SWE	51,704	56,875	56,875
	60101084	SR SWE	55,322	57,621	57,621
	60101099	SWE SS	39,751	44,883	44,883
	60101103	SWE	46,205	51,045	51,045
	60101106	SWE	46,954	51,633	51,633
	60101124	SWE	0	39,658	39,658
	60101133	SWE	36,028	42,374	42,374
	60101135	SWE	45,401	50,068	50,068
	60101150	SWE	45,401	50,068	50,068
	60101156	SWE	46,836	51,633	51,633
	60101185	SW SPEC	52,344	56,365	56,365
	60101187	SW SPEC	50,538	54,382	54,382
	60101188	SW SPEC	49,475	44,153	44,153
	60101203	SR AC CLK	45,291	50,523	50,523
	60101300	SWE	39,520	44,624	44,624
	60101309	PHOTO ATND	36,631	40,404	40,404
	60101356	SR AC CLK	0	49,377	49,377
	60101501	DB CLK/TYP	37,569	41,751	41,751
	60101525	RECEPT	14,756	33,188	33,188
	60101954	HD SWE	52,855	66,976	66,976
	60101967	SR DB/CT	37,874	41,896	41,896
	60101976	SWE	<u>46,205</u>	<u>50,869</u>	<u>50,869</u>



Department Position Summary - Department of Social Services - Administration (6010) - Page 4

A6010		Department of Social Services			
Division	Position #	Title	2021 Adopted	2022 Executive Recommended	2022 Adopted
2609					
		Total Full Time Salary	1,110,772	1,322,418	1,322,418
		Other Part-Time Salary	<u>23,853</u>	<u>27,687</u>	<u>27,687</u>
		Division Total	<u>1,134,625</u>	<u>1,350,105</u>	<u>1,350,105</u>
2611					
	60101059	ACC CLERK	41,692	46,538	46,538
	60101062	SWE	29,196	41,408	41,408
	60101077	HD SWE	65,005	64,756	64,756
	60101080	SR SWE	52,453	52,252	52,252
	60101136	SWE	46,434	46,774	46,774
	60102000	SWE	<u>45,401</u>	<u>45,227</u>	<u>45,227</u>
		Total Full Time Salary	280,181	296,955	296,955
		Division Total	<u>280,181</u>	<u>296,955</u>	<u>296,955</u>
2612					
	60101067	EI SPEC	0	53,362	53,362
	60101068	EI SPEC	58,732	64,737	64,737
	60101069	EI COORD	61,643	67,706	67,706
	60101071	PRE SCH PR	57,185	62,826	62,826
	60101270	ADM AST	0	46,883	46,883
	60101301	PR ACC CLK	50,992	55,838	55,838
	60101352	ACC CLERK	40,395	44,645	44,645
	60101358	SR AC CLK	44,140	48,960	48,960
	60101359	ACC CLERK	40,541	44,645	44,645
	60101363	SR AC CLK	44,140	48,630	48,630
	60101680	SR AC/T	44,889	53,836	53,836
	60101884	RECEPT/T	38,531	42,461	42,461
	60101913	EI SPEC	57,185	62,826	62,826
	60101918	PRE SCH PR	58,953	64,737	64,737
	60101956	EI SPEC	51,093	57,151	57,151
	60101968	SR CLERK	40,139	37,195	37,195
	60101969	ACCOUNTANT	60,894	67,340	67,340
	60101987	DIR PR/EI	68,312	70,088	70,088
	60102009	PRE SCH PR	<u>55,376</u>	<u>61,116</u>	<u>61,116</u>
		Total Full Time Salary	873,140	1,054,982	1,054,982
		Division Total	<u>873,140</u>	<u>1,054,982</u>	<u>1,054,982</u>



Department Position Summary - Department of Social Services - Administration (6010) - Page 5

A6010		Department of Social Services			
Division	Position #	Title	2021 Adopted	2022 Executive Recommended	2022 Adopted
2614					
	60101038	SR SVC AID	38,988	43,098	43,098
	60101051	DEP COM SV	89,687	92,019	92,019
	60101052	CASE SUP B	58,784	73,674	73,674
	60101053	AST DIR SS	78,981	84,539	84,539
	60101056	CASE SUP B	56,875	72,527	72,527
	60101057	CASE SUP B	69,024	75,384	75,384
	60101058	SR CSWKR	62,185	68,141	68,141
	60101091	ADM AST	53,970	59,077	59,077
	60101096	CSWKR SS	52,732	59,004	59,004
	60101114	SR SWE	54,289	59,623	59,623
	60101117	CASE MG SS	53,663	60,037	60,037
	60101141	CASE AIDE	43,702	47,902	47,902
	60101144	CSWKR SS	52,834	59,127	59,127
	60101145	CASEWORKER	49,896	51,515	51,515
	60101148	CASEWORKER	53,285	59,628	59,628
	60101218	SR CSWKR	63,287	69,306	69,306
	60101357	CASE AIDE	41,692	46,510	46,510
	60101362	CASE AIDE	16,374	41,239	41,239
	60101380	CASEWORKER	52,304	52,679	52,679
	60101382	CASEWORKER	52,263	58,445	58,445
	60101403	CASEWORKER	50,867	56,989	56,989
	60101407	TYPIST	39,883	43,753	43,753
	60101451	SR TYPIST	42,843	47,065	47,065
	60101506	SR CLERK	34,845	39,526	39,526
	60101530	SR CSWKR	62,714	69,306	69,306
	60101537	CMM SV AID	31,159	35,546	35,546
	60101649	CMM SV AID	9,320	0	0
	60101650	CMM SV AID	8,686	32,214	32,214
	60101651	CMM SV AID	32,729	37,199	37,199
	60101653	CASEWORKER	57,333	63,372	63,372
	60101655	SR SVC AID	35,231	34,416	34,416
	60101657	CMM SV AID	32,312	36,779	36,779
	60101685	CASE AIDE	36,325	41,107	41,107
	60101686	CASEWORKER	49,896	51,515	51,515
	60101702	SR CSWKR	62,136	68,168	68,168
	60101703	SR CSWKR	63,297	70,143	70,143
	60101705	SR CSWKR	60,583	66,594	66,594
	60101706	SR CSWKR	61,818	68,141	68,141
	60101707	SR CSWKR	64,146	70,143	70,143
	60101709	SR CSWKR	65,005	70,998	70,998
	60101750	CASEWORKER	61,314	66,976	66,976
	60101803	CSWKR SS	52,758	59,036	59,036
	60101807	CASEWORKER	56,875	62,572	62,572



Department Position Summary - Department of Social Services - Administration (6010) - Page 6

A6010		Department of Social Services			
Division	Position #	Title	2021 Adopted	2022 Executive Recommended	2022 Adopted
2614					
	60101815	CASE MG SS	54,572	60,868	60,868
	60101816	CASEWORKER	52,588	58,832	58,832
	60101819	CASE MG SS	55,800	48,825	48,825
	60101820	CASEWORKER	56,875	62,572	62,572
	60101822	CASEWORKER	53,285	59,628	59,628
	60101823	CASEWORKER	54,390	52,775	52,775
	60101824	CASEWORKER	51,961	58,081	58,081
	60101825	CASEWORKER	55,156	61,279	61,279
	60101826	CASEWORKER	51,186	57,291	57,291
	60101833	CASEWORKER	58,427	64,119	64,119
	60101842	CASEWORKER	58,427	52,264	52,264
	60101844	CASEWORKER	57,678	63,372	63,372
	60101848	CASEWORKER	57,678	63,372	63,372
	60101849	CASEWORKER	56,875	62,572	62,572
	60101851	CASEWORKER	51,646	57,758	57,758
	60101853	CASEWORKER	52,263	58,445	58,445
	60101854	CASEWORKER	46,315	53,333	53,333
	60101855	CASEWORKER	51,347	57,453	57,453
	60101857	CASEWORKER	51,826	57,940	57,940
	60101861	CASEWORKER	59,578	65,265	65,265
	60101863	CASE AIDE	0	35,690	35,690
	60101864	CASE AIDE	34,306	37,043	37,043
	60101865	RPN	50,750	56,802	56,802
	60101866	CASE AIDE	42,270	47,065	47,065
	60101867	CASEWORKER	24,723	27,139	27,139
	60101869	CASE AIDE	40,943	45,427	45,427
	60101885	CASE SUP B	69,024	75,384	75,384
	60101897	CASEWORKER	54,999	61,210	61,210
	60101901	CASEWORKER	61,243	66,976	66,976
	60101905	CASEWORKER	57,678	50,353	50,353
	60101907	CASEWORKER	58,427	49,282	49,282
	60101909	CASEWORKER	51,186	57,291	57,291
	60101910	CASEWORKER	61,107	66,976	66,976
	60101912	CASEWORKER	52,304	58,490	58,490
	60101914	CASEWORKER	52,682	58,945	58,945
	60101916	CASEWORKER	55,638	61,279	61,279
	60101919	CASEWORKER	57,678	63,372	63,372
	60101920	CASEWORKER	57,534	63,372	63,372
	60101922	CASEWORKER	53,466	53,814	53,814
	60101923	CASEWORKER	56,875	63,200	63,200
	60101924	CASEWORKER	59,578	65,265	65,265
	60101925	CASEWORKER	56,590	62,572	62,572
	60101927	CASEWORKER	52,909	59,218	59,218



Department Position Summary - Department of Social Services - Administration (6010) - Page 7

A6010		Department of Social Services			
Division	Position #	Title	2021 Adopted	2022 Executive Recommended	2022 Adopted
2614					
	60101928	CASEWORKER	54,065	60,457	60,457
	60101929	CASEWORKER	51,826	57,940	57,940
	60101942	SR CSWKR	0	57,985	57,985
	60101944	CASEWORKER	49,896	52,635	52,635
	60101959	SR CSWKR	62,136	68,141	68,141
	60101972	CASEWORKER	50,678	56,942	56,942
	60101978	CASEWORKER	57,678	63,372	63,372
	60101979	CASEWORKER	52,565	58,804	58,804
	60101980	CASEWORKER	57,678	63,372	63,372
	60101981	CASEWORKER	55,870	61,389	61,389
	60101982	CASEWORKER	55,533	61,279	61,279
	60101983	CASEWORKER	55,232	61,279	61,279
	60101984	SR CSWKR	62,136	68,141	68,141
	60101990	CASEWORKER	57,678	63,372	63,372
	60102008	SR CSWKR	<u>61,387</u>	<u>67,395</u>	<u>67,395</u>
	Total Full Time Salary		5,201,031	5,809,744	5,809,744
	Other Part-Time Salary		<u>19,093</u>	<u>36,362</u>	<u>36,362</u>
	Division Total		<u>5,220,124</u>	<u>5,846,106</u>	<u>5,846,106</u>
2615					
	60101230	PO 2/SR PO	77,340	84,552	84,552
	60101231	PRB OF 1 S	63,449	70,838	70,838
	60101235	PROB AST	49,329	53,945	53,945
	60101298	ADM AIDE/T	41,877	47,176	47,176
	60101452	SR SVC AID	35,714	40,502	40,502
	60101691	MHS CHD SV	0	66,576	66,576
	60101692	MHS CLS CS	80,644	88,197	88,197
	60101693	MHS CHD SV	69,675	76,786	76,786
	60101694	MHS CHD SV	64,164	71,456	71,456
	60101696	MHS CHD SV	64,082	71,367	71,367
	60101698	STAFF PSYCH	173,131	190,737	190,737
	60101699	PSYCH III	45,304	49,639	49,639
	60101755	CASEWORKER	55,870	61,289	61,289
	60101808	PROB OFF 1	68,674	75,504	75,504
	60101818	CASEWORKER	35,960	52,775	52,775
	60101845	CASEWORKER	57,865	64,119	64,119
	60101852	CASEWORKER	59,578	65,265	65,265
	60101859	CASEWORKER	56,875	62,572	62,572
	60101875	MHS CL SUP	18,726	57,985	57,985
	60101876	MHS UNT LD	85,997	94,557	94,557



Department Position Summary - Department of Social Services - Administration (6010) - Page 8

A6010		Department of Social Services			
Division	Position #	Title	2021 Adopted	2022 Executive Recommended	2022 Adopted
2615					
	60101881	MHS CHD SV	70,065	76,786	76,786
	60101882	MHS CHD SV	68,513	76,037	76,037
	60101883	MHS CHD SV	65,390	72,753	72,753
	60101899	CASEWORKER	58,427	64,674	64,674
	60101945	MHS CHD SV	70,731	77,932	77,932
	60101947	MHS CL SUP	80,644	88,467	88,467
	60101948	PROB OFF 1	73,727	80,517	80,517
	60101965	TRANS TYP	<u>36,978</u>	<u>40,914</u>	<u>40,914</u>
		Total Full Time Salary	1,728,729	2,023,917	2,023,917
		Division Total	<u>1,728,729</u>	<u>2,023,917</u>	<u>2,023,917</u>
2616					
	60101213	CH SS INV	65,663	72,533	72,533
	60101217	SR SS INV	56,381	62,026	62,026
	60101821	CASEWORKER	57,678	63,803	63,803
		Total Full Time Salary	179,722	198,362	198,362
		Division Total	<u>179,722</u>	<u>198,362</u>	<u>198,362</u>
2617					
	60101002	SWE	46,954	51,633	51,633
	60101008	PHOTO ATND	36,631	41,004	41,004
	60101033	DIR TMP AS	68,312	70,088	70,088
	60101039	SWE	0	39,658	39,658
	60101041	RECORD TEC	50,133	54,982	54,982
	60101061	ACC CLERK	34,218	38,746	38,746
	60101070	HD SWE	65,005	0	0
	60101075	PR SWE	60,437	66,121	66,121
	60101079	SR SWE	0	47,429	47,429
	60101086	SR SWE	53,604	58,768	58,768
	60101090	SR SWE	53,604	58,768	58,768
	60101100	SWE	39,359	44,449	44,449
	60101109	SWE	46,779	51,633	51,633
	60101116	SWE	46,954	52,035	52,035
	60101129	SWE	46,205	50,869	50,869
	60101142	SWE	46,954	51,633	51,633
	60101147	RECEIPT	33,296	37,790	37,790
	60101149	SW SPEC	49,475	53,617	53,617
	60101153	SWE	0	39,658	39,658



Department Position Summary - Department of Social Services - Administration (6010) - Page 9

A6010		Department of Social Services			
Division	Position #	Title	2021 Adopted	2022 Executive Recommended	2022 Adopted
2617	60101154	SR SWE	55,322	60,479	60,479
	60101164	SWE	49,161	54,473	54,473
	60101182	SWE	46,205	51,134	51,134
	60101183	SWE	46,377	0	0
	60101189	SW SPEC	49,257	53,617	53,617
	60101410	DB CLK/TYP	30,632	34,912	34,912
	60101510	ACC CLK/T	33,486	38,015	38,015
	60101517	RECEIPT	39,087	43,607	43,607
	60101952	SWE	49,822	54,473	54,473
	60101975	SWE	<u>46,808</u>	<u>51,633</u>	<u>51,633</u>
	Total Full Time Salary		1,224,077	1,351,224	1,351,224
	Other Part-Time Salary		<u>15,148</u>	<u>0</u>	<u>0</u>
	Division Total		<u>1,239,225</u>	<u>1,351,224</u>	<u>1,351,224</u>
2620	60101406	STF DEV CO	<u>49,859</u>	<u>53,799</u>	<u>53,799</u>
	Total Full Time Salary		49,859	53,799	53,799
	Division Total		<u>49,859</u>	<u>53,799</u>	<u>53,799</u>
2621	60101360	SS LAN SPE	51,850	56,693	56,693
	60101684	DB CLK/TYP	<u>38,138</u>	<u>42,897</u>	<u>42,897</u>
	Total Full Time Salary		89,988	99,590	99,590
		Division Total	<u>89,988</u>	<u>99,590</u>	<u>99,590</u>
2622	60101708	SR CSWKR	64,146	70,143	70,143
	60101806	CASEWORKER	58,427	64,119	64,119
	60101850	CASEWORKER	54,572	60,868	60,868
	60101868	CASE AIDE	38,599	43,061	43,061
	60101903	CASEWORKER	57,678	63,372	63,372
	60101926	CASEWORKER	<u>57,851</u>	<u>64,119</u>	<u>64,119</u>
	Total Full Time Salary		331,273	365,682	365,682



Department Position Summary - Department of Social Services - Administration (6010) - Page 10

A6010		Department of Social Services			
Division	Position #	Title	2021 Adopted	2022 Executive Recommended	2022 Adopted
2622		Other Part-Time Salary	<u>25,421</u>	<u>0</u>	<u>0</u>
		Division Total	<u>356,694</u>	<u>365,682</u>	<u>365,682</u>
2626					
	60101214	PARALEGAL	61,643	67,613	67,613
	60101248	SR SS ATTY	81,356	87,506	87,506
	60101250	SUPV SS AT	86,326	88,579	88,579
	60101251	SS ATTY	75,126	80,790	80,790
	60101252	SS ATTY	73,884	79,534	79,534
	60101253	SS ATTY	74,121	79,789	79,789
	60101254	SS ATTY	75,892	81,791	81,791
	60101275	SS ATTY	73,559	78,877	78,877
	60101279	PARLGL AST	44,231	49,814	49,814
	60101366	SR TYPIST	0	35,690	35,690
	60101536	DB CLK/TYP	42,843	47,571	47,571
	60101985	SS ATTY	<u>73,884</u>	<u>79,534</u>	<u>79,534</u>
		Total Full Time Salary	762,865	857,088	857,088
		Division Total	<u>762,865</u>	<u>857,088</u>	<u>857,088</u>
2634					
	60101146	SWE	48,964	53,635	53,635
	60101180	SWE	46,954	51,633	51,633
	60101186	PR SWE	61,314	66,976	66,976
	60101962	SWE	<u>45,401</u>	<u>50,096</u>	<u>50,096</u>
		Total Full Time Salary	202,633	222,340	222,340
		Division Total	<u>202,633</u>	<u>222,340</u>	<u>222,340</u>
		Department Total	15,084,569	16,958,636	16,958,636
		Total Benefited Employees	283	291	291



Department Position Summary - Department of Social Services - Administration (6010) - Page 11

A6010		Department of Social Services			
Division	Position #	Title	2021 Adopted	2022 Executive Recommended	2022 Adopted
PL Notes:					
60101034 - Title Change					
60101039 - Moved to Division 2617					
60101067 - Restored Position					
60101070 - Moved to Division 2607					
60101079 - Moved to Division 2617					
60101107 - Restored Position					
60101124 - Restored Position					
60101153 - Restored Position					
60101170 - Restored Position					
60101183 - Moved to Division 2607					
60101270 - Restored Position					
60101356 - Moved to Division 2609					
60101362 - Restored Position					
60101366 - Restored Position					
60101392 - Moved to Division 2602					
60101525 - Restored Position					
60101650 - Restored Position					
60101691 - Restored Position					
60101863 - Restored Position					
60101875 - Restored Position					
60101942 - Restored Position					



Department of Social Services - Day Care (6055)

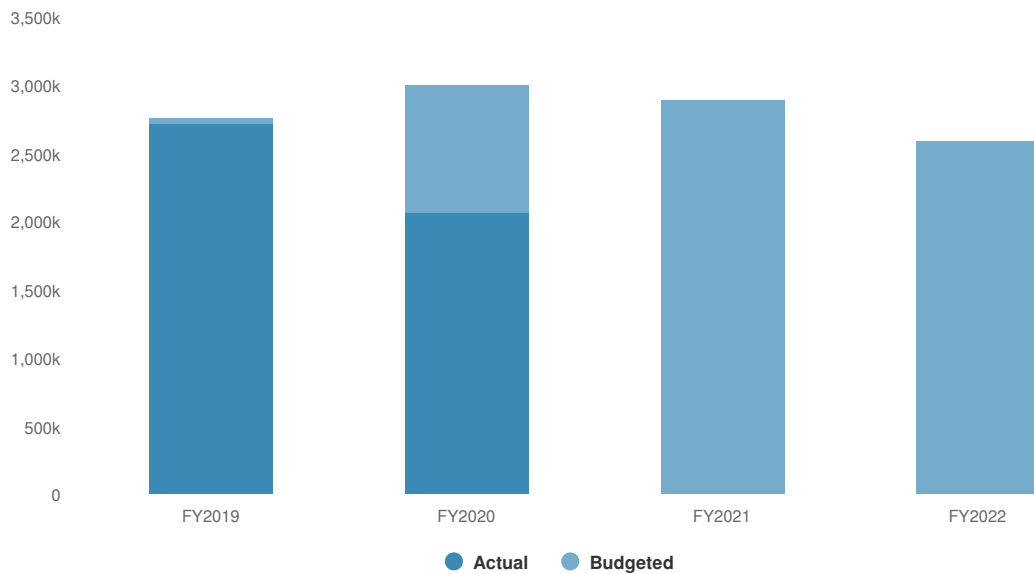
Michael Iapoce
Commissioner

Expenditures Summary

The Expenditures Summary provides a comparison between the 2022 Adopted Budget and the 2021 Amended Budget.

\$2,600,000 **-\$300,000**
(-10.34% vs. prior year)

Department of Social Services - Day Care (6055) Proposed and Historical Budget vs. Actual



Expenditures by Division and/or Account

This section provides expenditures by division and account to provide the necessary detail required as part of the Adopted Budget.

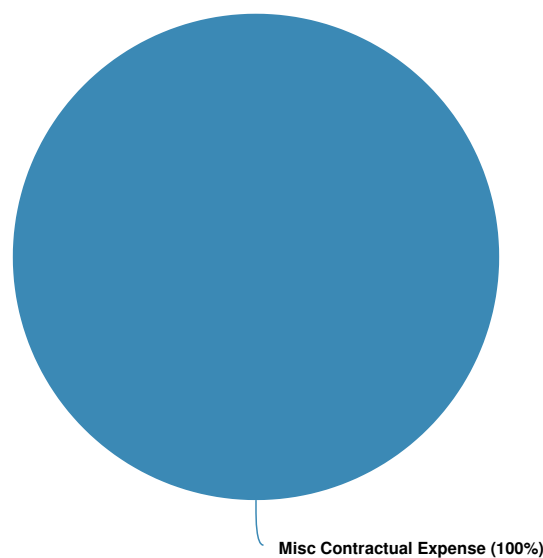
Name	Account ID	FY2020 Actual	FY2021 Adopted Budget	FY2021 Amended Budget	FY2022 Executive Budget	FY2022 Adopted Budget
Expenditures						
Economic Assistance and Opportunity						
Day Care Block Grant						
Misc Contractual Expense Other	AA.6055.2700-4600.4660	\$2,066,978	\$2,900,000	\$2,900,000	\$2,600,000	\$2,600,000
Total Day Care Block Grant:		\$2,066,978	\$2,900,000	\$2,900,000	\$2,600,000	\$2,600,000
Total Economic Assistance and Opportunity:		\$2,066,978	\$2,900,000	\$2,900,000	\$2,600,000	\$2,600,000
Total Expenditures:		\$2,066,978	\$2,900,000	\$2,900,000	\$2,600,000	\$2,600,000



Expenditures by Expense Type

This section provides a summary of expenditures by type to provide context on categorical spending.

Budgeted Expenditures by Expense Type



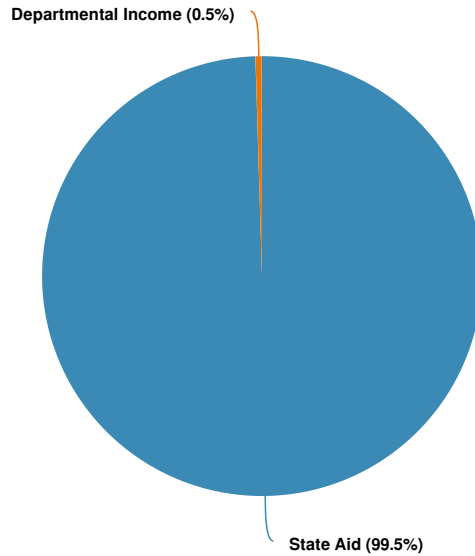
Name	Account ID	FY2020 Actual	FY2021 Adopted Budget	FY2021 Amended Budget	FY2022 Executive Budget	FY2022 Adopted Budget
Expense Objects						
Misc Contractual Expense		\$2,066,978	\$2,900,000	\$2,900,000	\$2,600,000	\$2,600,000
Total Expense Objects:		\$2,066,978	\$2,900,000	\$2,900,000	\$2,600,000	\$2,600,000



Revenues by Source

This section provides a detailed listing of revenues by source and account.

Projected 2022 Revenues by Source



Name	Account ID	FY2020 Actual	FY2021 Adopted Budget	FY2021 Amended Budget	FY2022 Executive Budget	FY2022 Adopted Budget
Revenue Source						
Departmental Income						
Departmental Income Repay of Day Care	AA.6055.2700-3120.1855	\$6,193	\$10,000	\$10,000	\$12,000	\$12,000
Total Departmental Income:		\$6,193	\$10,000	\$10,000	\$12,000	\$12,000
State Aid						
State Aid Day Care	AA.6055.2700-3300.3655	\$1,869,832	\$2,721,482	\$2,721,482	\$2,558,263	\$2,558,263
Total State Aid:		\$1,869,832	\$2,721,482	\$2,721,482	\$2,558,263	\$2,558,263
Total Revenue Source:		\$1,876,025	\$2,731,482	\$2,731,482	\$2,570,263	\$2,570,263



Department of Social Services - Services for Recipients (6070)

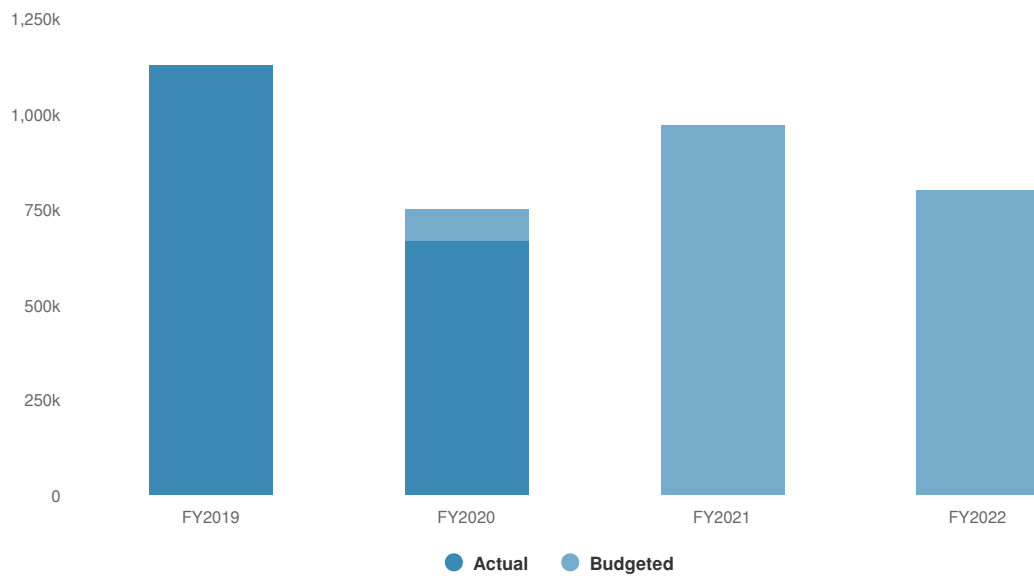
Michael Iapocce
Commissioner

Expenditures Summary

The Expenditures Summary provides a comparison between the 2022 Adopted Budget and the 2021 Amended Budget.

\$800,000 **-\$168,980**
(-17.44% vs. prior year)

Department of Social Services - Services for Recipients (6070) Proposed and Historical Budget vs. Actual



Expenditures by Division and/or Account

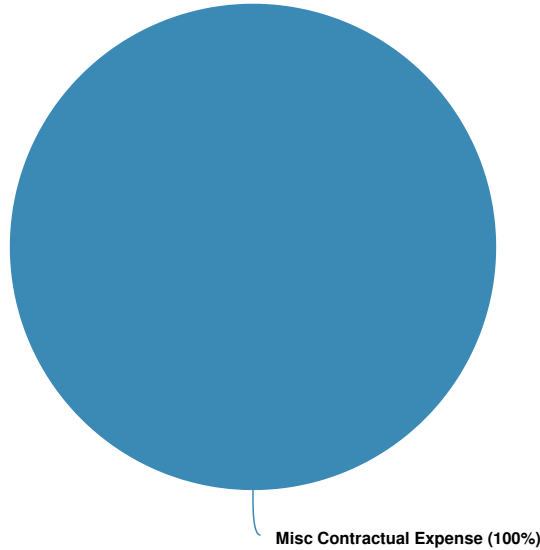
This section provides expenditures by division and account to provide the necessary detail required as part of the Adopted Budget.

Name	Account ID	FY2020 Actual	FY2021 Adopted Budget	FY2021 Amended Budget	FY2022 Executive Budget	FY2022 Adopted Budget
Expenditures						
Economic Assistance and Opportunity						
Services for Recipients						
Misc Contractual Expense Other	AA.6070.2705-4600.4660	\$667,715	\$950,000	\$968,980	\$800,000	\$800,000
Total Services for Recipients:		\$667,715	\$950,000	\$968,980	\$800,000	\$800,000
Total Economic Assistance and Opportunity:		\$667,715	\$950,000	\$968,980	\$800,000	\$800,000
Total Expenditures:		\$667,715	\$950,000	\$968,980	\$800,000	\$800,000

Expenditures by Expense Type

This section provides a summary of expenditures by type to provide context on categorical spending.

Budgeted Expenditures by Expense Type

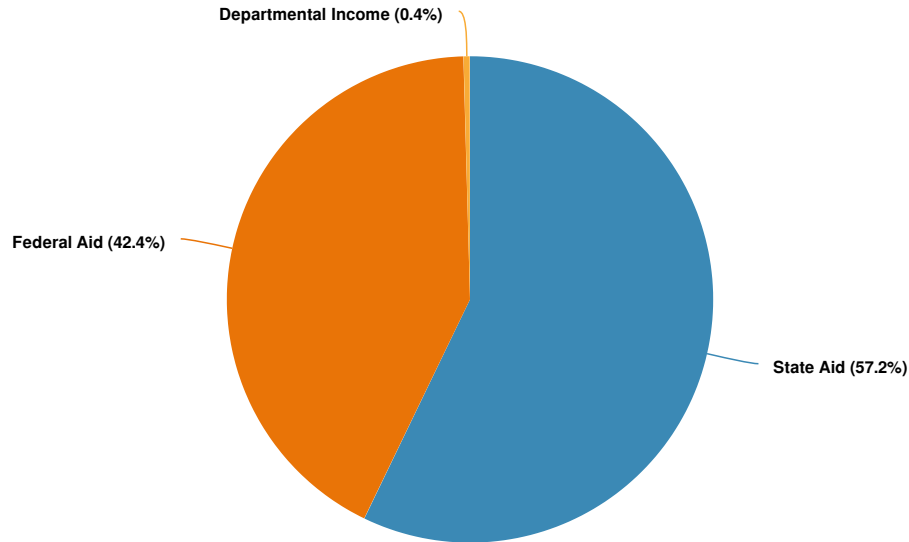


Name	FY2020 Actual	FY2021 Adopted Budget	FY2021 Amended Budget	FY2022 Executive Budget	FY2022 Adopted Budget
Expense Objects					
Misc Contractual Expense	\$667,715	\$950,000	\$968,980	\$800,000	\$800,000
Total Expense Objects:	\$667,715	\$950,000	\$968,980	\$800,000	\$800,000

Revenues by Source

This section provides a detailed listing of revenues by source and account.

Projected 2022 Revenues by Source



Name	Account ID	FY2020 Actual	FY2021 Adopted Budget	FY2021 Amended Budget	FY2022 Executive Budget	FY2022 Adopted Budget
Revenue Source						
Departmental Income						
Departmental Income Repay of Services for Recipients	AA.6070.2705-3120.1870	\$360	\$3,585	\$3,585	\$2,433	\$2,433
Total Departmental Income:		\$360	\$3,585	\$3,585	\$2,433	\$2,433
State Aid						
State Aid Services for Recipients	AA.6070.2705-3300.3670	\$209,098	\$376,219	\$395,199	\$333,848	\$333,848
Total State Aid:		\$209,098	\$376,219	\$395,199	\$333,848	\$333,848
Federal Aid						
Federal Aid Flex Fund for Family Services	AA.6070.2705-3400.4615	\$217,931	\$217,931	\$217,931	\$172,122	\$172,122
Federal Aid Services for Recipients	AA.6070.2705-3400.4670	\$74,891	\$61,348	\$61,348	\$75,667	\$75,667
Total Federal Aid:		\$292,822	\$279,279	\$279,279	\$247,789	\$247,789
Total Revenue Source:		\$502,280	\$659,083	\$678,063	\$584,070	\$584,070



Department of Social Services - Medical Assistance (6101)

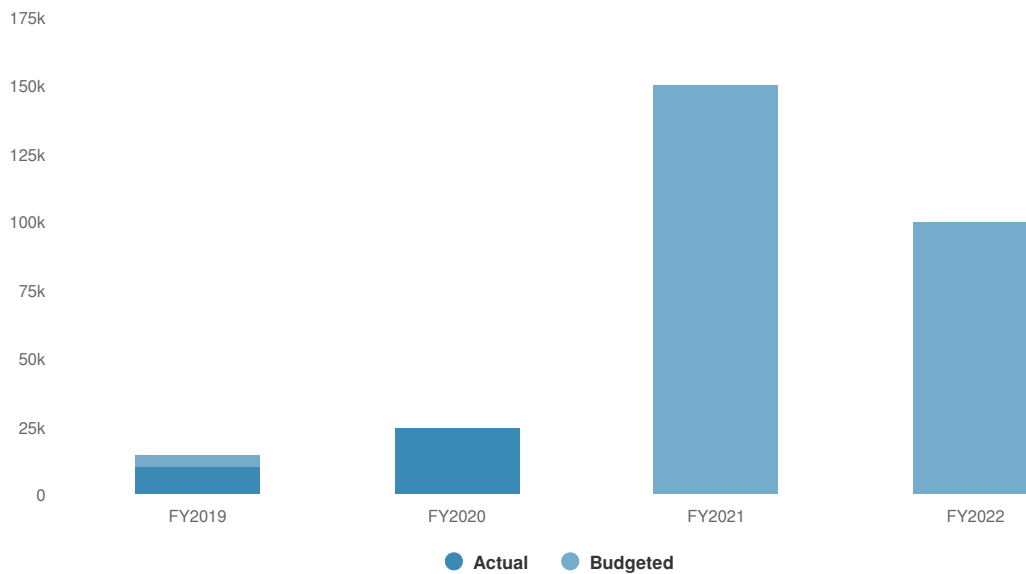
Michael Iapocce
Commissioner

Expenditures Summary

The Expenditures Summary provides a comparison between the 2022 Adopted Budget and the 2021 Amended Budget.

\$100,000 **-\$50,000**
(-33.33% vs. prior year)

Department of Social Services - Medical Assistance (6101) Proposed and Historical Budget vs. Actual



Expenditures by Division and/or Account

This section provides expenditures by division and account to provide the necessary detail required as part of the Adopted Budget.

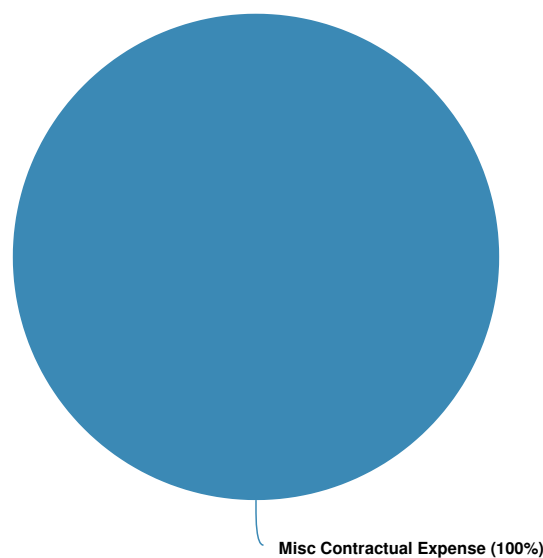
Name	Account ID	FY2020 Actual	FY2021 Adopted Budget	FY2021 Amended Budget	FY2022 Executive Budget	FY2022 Adopted Budget
Expenditures						
Economic Assistance and Opportunity						
Medical Assistance						
Misc Contractual Expense Other	AA.6101.2710-4600.4660	\$24,609	\$25,000	\$150,000	\$100,000	\$100,000
Total Medical Assistance:		\$24,609	\$25,000	\$150,000	\$100,000	\$100,000
Total Economic Assistance and Opportunity:		\$24,609	\$25,000	\$150,000	\$100,000	\$100,000
Total Expenditures:		\$24,609	\$25,000	\$150,000	\$100,000	\$100,000



Expenditures by Expense Type

This section provides a summary of expenditures by type to provide context on categorical spending.

Budgeted Expenditures by Expense Type



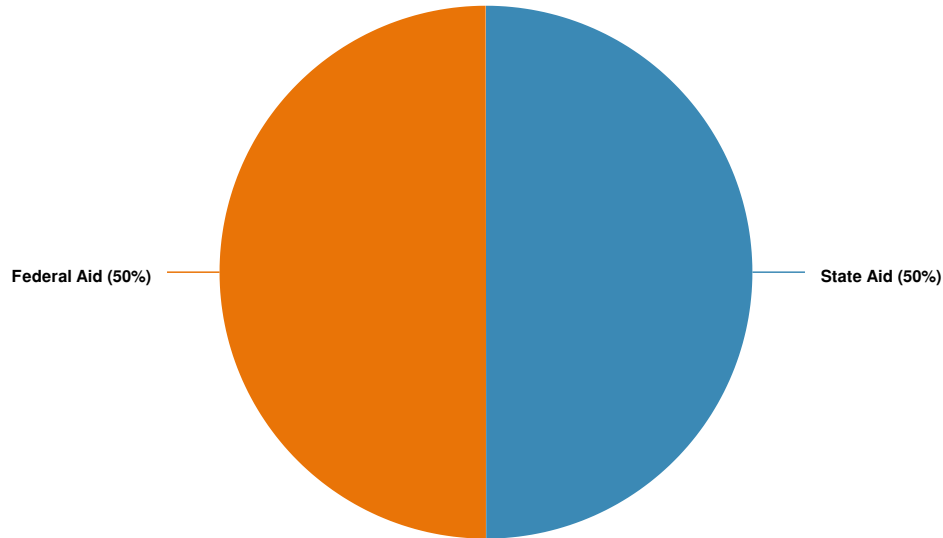
Name	FY2020 Actual	FY2021 Adopted Budget	FY2021 Amended Budget	FY2022 Executive Budget	FY2022 Adopted Budget
Expense Objects					
Misc Contractual Expense	\$24,609	\$25,000	\$150,000	\$100,000	\$100,000
Total Expense Objects:	\$24,609	\$25,000	\$150,000	\$100,000	\$100,000



Revenues by Source

This section provides a detailed listing of revenues by source and account.

Projected 2022 Revenues by Source



Name	Account ID	FY2020 Actual	FY2021 Adopted Budget	FY2021 Amended Budget	FY2022 Executive Budget	FY2022 Adopted Budget
Revenue Source						
State Aid						
State Aid Medical Assistance	AA.6101.2710-3300.3601	-\$53,051	-\$232,500	-\$232,500	-\$250,000	-\$250,000
Total State Aid:		-\$53,051	-\$232,500	-\$232,500	-\$250,000	-\$250,000
Federal Aid						
Federal Aid Medicaid Assistance	AA.6101.2710-3400.4601	-\$53,489	-\$232,500	-\$232,500	-\$250,000	-\$250,000
Total Federal Aid:		-\$53,489	-\$232,500	-\$232,500	-\$250,000	-\$250,000
Total Revenue Source:		-\$106,540	-\$465,000	-\$465,000	-\$500,000	-\$500,000

Department of Social Services - Medical Assistance MMIS (6102)

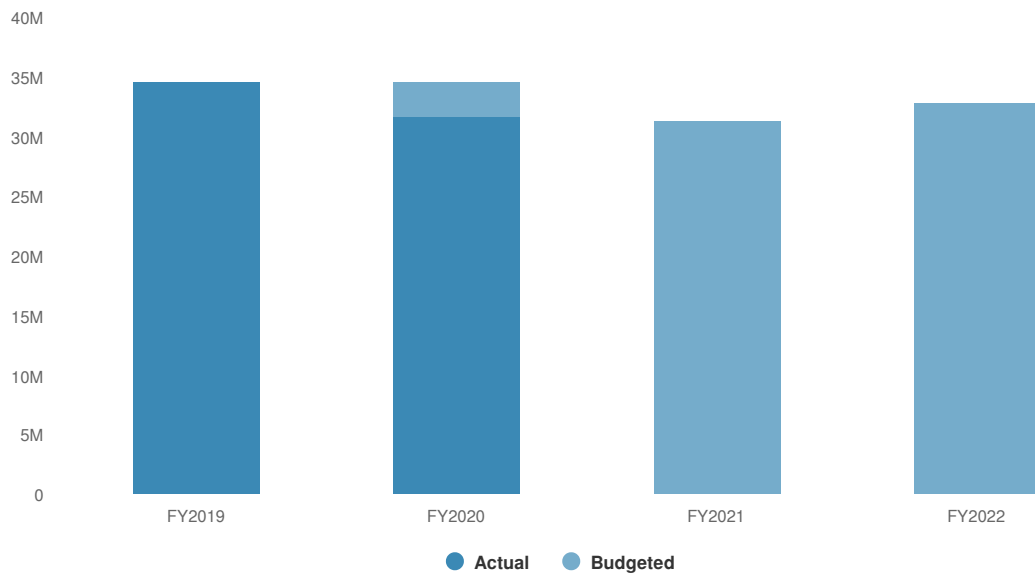
Michael Iapoce
Commissioner

Expenditures Summary

The Expenditures Summary provides a comparison between the 2022 Adopted Budget and the 2021 Amended Budget.

\$32,869,274 **\$1,535,875**
(4.9% vs. prior year)

Department of Social Services - Medical Assistance MMIS (6102) Proposed and Historical Budget vs. Actual



Expenditures by Division and/or Account

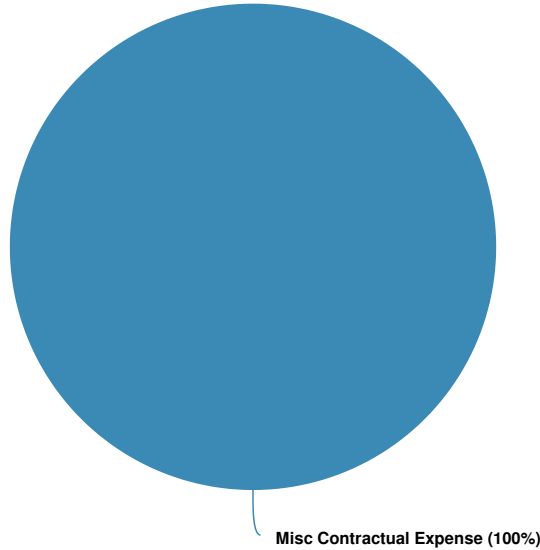
This section provides expenditures by division and account to provide the necessary detail required as part of the Adopted Budget.

Name	Account ID	FY2020 Actual	FY2021 Adopted Budget	FY2021 Amended Budget	FY2022 Executive Budget	FY2022 Adopted Budget
Expenditures						
Economic Assistance and Opportunity						
MMIS						
Misc Contractual Expense Other	AA.6102.2715-4600.4660	\$31,751,728	\$33,124,580	\$31,333,399	\$32,869,274	\$32,869,274
Total MMIS:		\$31,751,728	\$33,124,580	\$31,333,399	\$32,869,274	\$32,869,274
Total Economic Assistance and Opportunity:		\$31,751,728	\$33,124,580	\$31,333,399	\$32,869,274	\$32,869,274
Total Expenditures:		\$31,751,728	\$33,124,580	\$31,333,399	\$32,869,274	\$32,869,274

Expenditures by Expense Type

This section provides a summary of expenditures by type to provide context on categorical spending.

Budgeted Expenditures by Expense Type




Name	FY2020 Actual	FY2021 Adopted Budget	FY2021 Amended Budget	FY2022 Executive Budget	FY2022 Adopted Budget
Expense Objects					
Misc Contractual Expense	\$31,751,728	\$33,124,580	\$31,333,399	\$32,869,274	\$32,869,274
Total Expense Objects:	\$31,751,728	\$33,124,580	\$31,333,399	\$32,869,274	\$32,869,274

Revenues by Source

This section provides a detailed listing of revenues by source and account.

Projected 2022 Revenues by Source



Departmental Income (100%)

Name	Account ID	FY2020 Actual	FY2021 Adopted Budget	FY2021 Amended Budget	FY2022 Executive Budget	FY2022 Adopted Budget
Revenue Source						
Departmental Income						
Departmental Income Repay of Medical Assistance	AA.6102.2715-3120.1801	\$131,131	\$490,000	\$490,000	\$500,000	\$500,000
Total Departmental Income:		\$131,131	\$490,000	\$490,000	\$500,000	\$500,000
Total Revenue Source:		\$131,131	\$490,000	\$490,000	\$500,000	\$500,000

Department of Social Services - Family Assistance (6109)

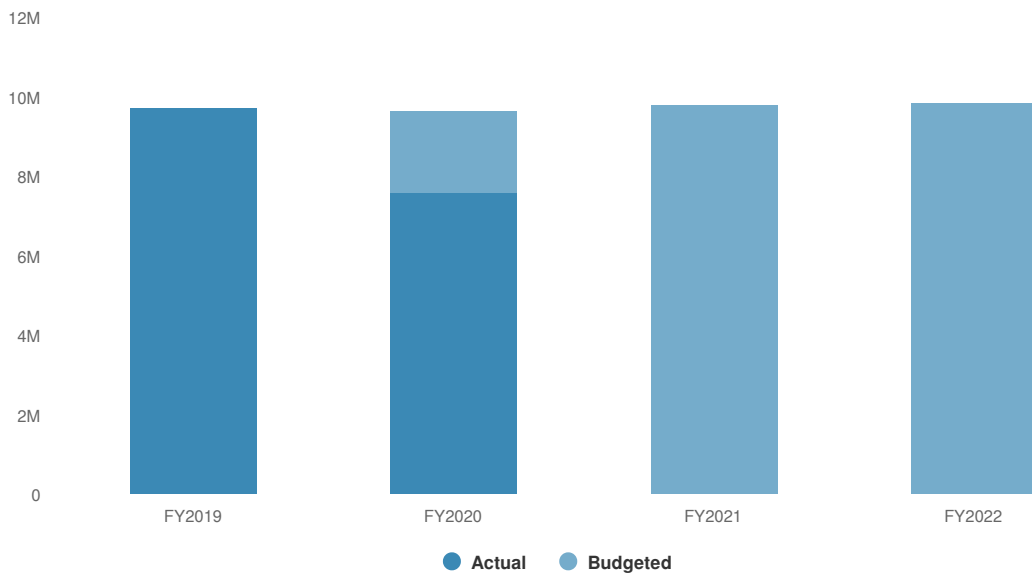
Michael Iapoce
Commissioner

Expenditures Summary

The Expenditures Summary provides a comparison between the 2022 Adopted Budget and the 2021 Amended Budget.

\$9,856,273 **\$56,273**
(0.57% vs. prior year)

Department of Social Services - Family Assistance (6109) Proposed and Historical Budget vs. Actual



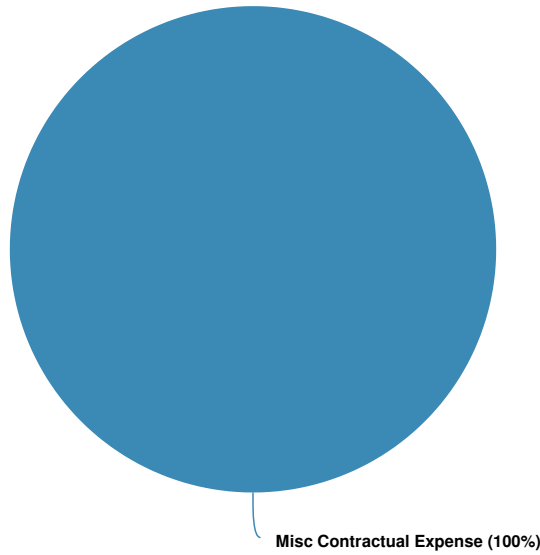
Expenditures by Division and/or Account

This section provides expenditures by division and account to provide the necessary detail required as part of the Adopted Budget proposal.

Name	Account ID	FY2020 Actual	FY2021 Adopted Budget	FY2021 Amended Budget	FY2022 Executive Budget	FY2022 Adopted Budget
Expenditures						
Economic Assistance and Opportunity						
Family Assistance						
Misc Contractual Expense Other	AA.6109.2725-4600.4660	\$7,588,299	\$9,800,000	\$9,800,000	\$9,750,000	\$9,856,273
Total Family Assistance:		\$7,588,299	\$9,800,000	\$9,800,000	\$9,750,000	\$9,856,273
Total Economic Assistance and Opportunity:		\$7,588,299	\$9,800,000	\$9,800,000	\$9,750,000	\$9,856,273
Total Expenditures:		\$7,588,299	\$9,800,000	\$9,800,000	\$9,750,000	\$9,856,273

Expenditures by Expense Type

Budgeted Expenditures by Expense Type

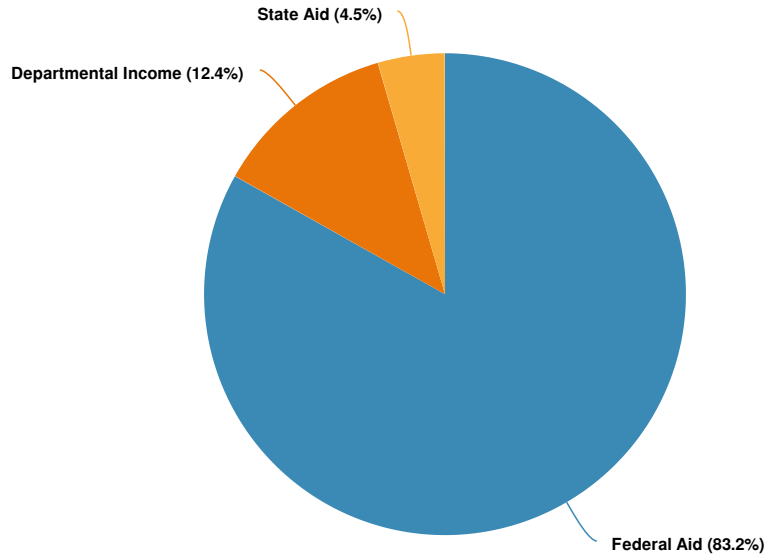


Name	FY2020 Actual	FY2021 Adopted Budget	FY2021 Amended Budget	FY2022 Executive Budget	FY2022 Adopted Budget
Expense Objects					
Misc Contractual Expense	\$7,588,299	\$9,800,000	\$9,800,000	\$9,750,000	\$9,856,273
Total Expense Objects:	\$7,588,299	\$9,800,000	\$9,800,000	\$9,750,000	\$9,856,273

Revenues by Source

This section provides a detailed listing of revenues by source and account.

Projected 2022 Revenues by Source



Name	Account ID	FY2020 Actual	FY2021 Adopted Budget	FY2021 Amended Budget	FY2022 Executive Budget	FY2022 Adopted Budget
Revenue Source						
Departmental Income						
Departmental Income Repay of Family Assistance	AA.6109.2725-3120.1809	\$1,170,860	\$735,000	\$735,000	\$900,000	\$900,000
Departmental Income Medical Incentive Earnings	AA.6109.2725-3120.1811	\$225,537	\$200,000	\$200,000	\$200,000	\$200,000
Total Departmental Income:		\$1,396,397	\$935,000	\$935,000	\$1,100,000	\$1,100,000
State Aid						
State Aid Family Assistance	AA.6109.2725-3300.3609	\$262,913	\$276,378	\$276,378	\$399,509	\$399,509
Total State Aid:		\$262,913	\$276,378	\$276,378	\$399,509	\$399,509
Federal Aid						
Federal Aid Family Assistance	AA.6109.2725-3400.4609	\$4,320,715	\$4,799,872	\$4,799,872	\$4,928,820	\$5,035,093
Federal Aid Flex Fund for Family Services	AA.6109.2725-3400.4615	\$2,814,291	\$2,814,291	\$2,814,291	\$2,367,318	\$2,367,318
Total Federal Aid:		\$7,135,006	\$7,614,163	\$7,614,163	\$7,296,138	\$7,402,411
Total Revenue Source:		\$8,794,316	\$8,825,541	\$8,825,541	\$8,795,647	\$8,901,920



Department of Social Services - Child Care (6119)

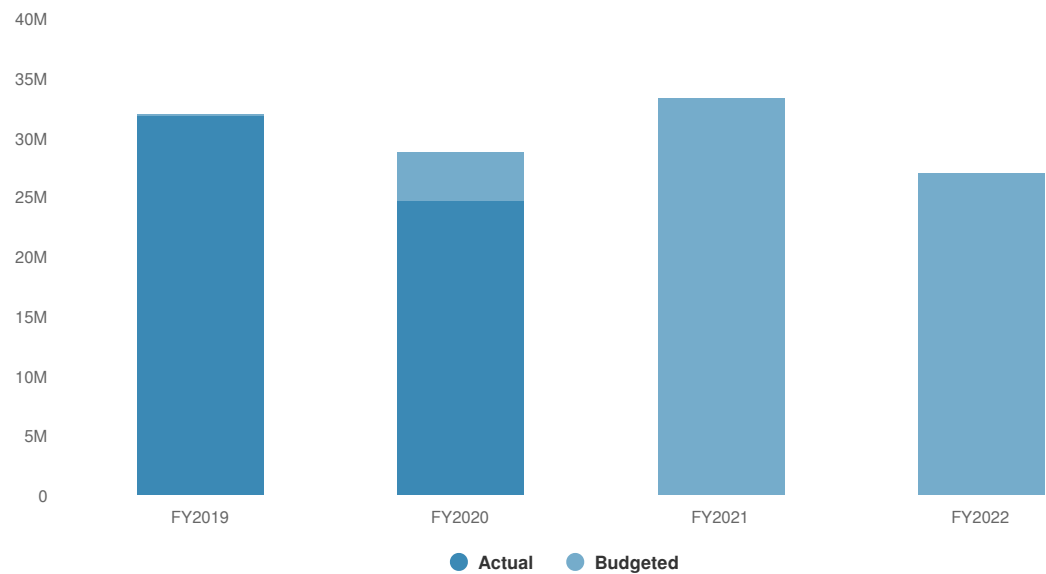
Michael Iapocce
Commissioner

Expenditures Summary

The Expenditures Summary provides a comparison between the 2022 Adopted Budget and the 2021 Amended Budget.

\$27,027,368 **-\$6,327,632**
(-18.97% vs. prior year)

Department of Social Services - Child Care (6119) Proposed and Historical Budget vs. Actual



Expenditures by Division and/or Account

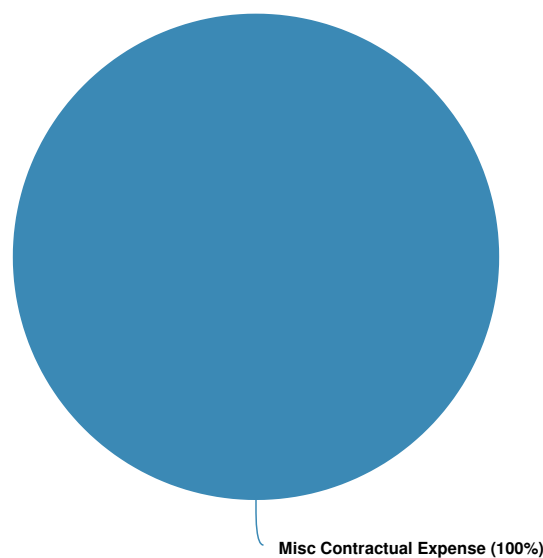
This section provides expenditures by division and account to provide the necessary detail required as part of the Adopted Budget proposal.

Name	Account ID	FY2020 Actual	FY2021 Adopted Budget	FY2021 Amended Budget	FY2022 Executive Budget	FY2022 Adopted Budget
Expenditures						
Economic Assistance and Opportunity						
Child Care						
Child Care						
Misc Contractual Expense Other	AA.6119.2730-4600.4660	\$7,832,039	\$7,900,000	\$7,900,000	\$8,000,000	\$8,000,000
Total Child Care:		\$7,832,039	\$7,900,000	\$7,900,000	\$8,000,000	\$8,000,000
Committee on Special Education						
Misc Contractual Expense Other	AA.6119.2731-4600.4660	\$4,391,427	\$6,000,000	\$6,000,000	\$4,800,000	\$4,800,000
Total Committee on Special Education:		\$4,391,427	\$6,000,000	\$6,000,000	\$4,800,000	\$4,800,000
Pre-School						
Misc Contractual Expense Other	AA.6119.2735-4600.4660	\$12,426,780	\$19,455,000	\$19,455,000	\$14,227,368	\$14,227,368
Total Pre-School:		\$12,426,780	\$19,455,000	\$19,455,000	\$14,227,368	\$14,227,368
Total Child Care:		\$24,650,246	\$33,355,000	\$33,355,000	\$27,027,368	\$27,027,368
Total Economic Assistance and Opportunity:		\$24,650,246	\$33,355,000	\$33,355,000	\$27,027,368	\$27,027,368
Total Expenditures:		\$24,650,246	\$33,355,000	\$33,355,000	\$27,027,368	\$27,027,368

Expenditures by Expense Type

This section provides a summary of expenditures by type to provide context on categorical spending.

Budgeted Expenditures by Expense Type

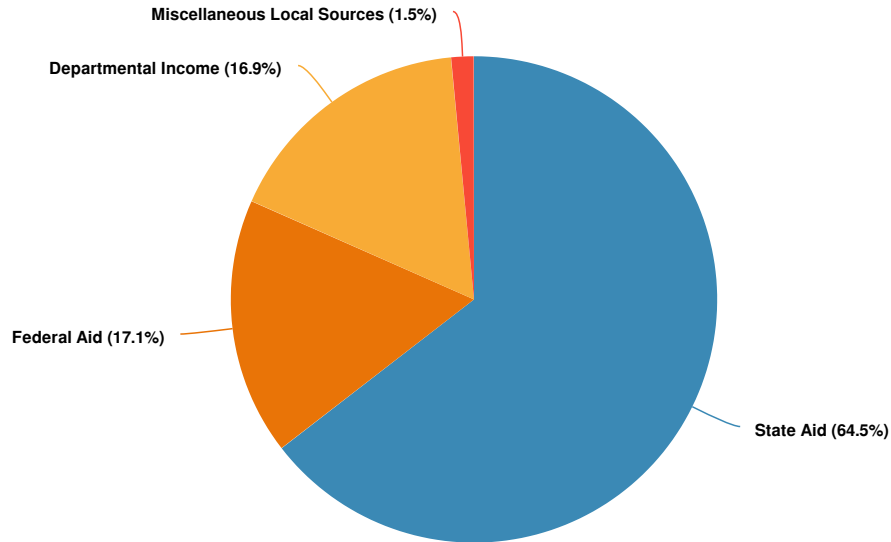


Name	FY2020 Actual	FY2021 Adopted Budget	FY2021 Amended Budget	FY2022 Executive Budget	FY2022 Adopted Budget
Expense Objects					
Misc Contractual Expense	\$24,650,246	\$33,355,000	\$33,355,000	\$27,027,368	\$27,027,368
Total Expense Objects:	\$24,650,246	\$33,355,000	\$33,355,000	\$27,027,368	\$27,027,368

Revenues by Source

This section provides a detailed listing of revenues by source and account.

Projected 2022 Revenues by Source



Name	Account ID	FY2020 Actual	FY2021 Adopted Budget	FY2021 Amended Budget	FY2022 Executive Budget	FY2022 Adopted Budget
Revenue Source						
Departmental Income						
Departmental Income Repay of Child Care	AA.6119.2730-3120.1819	\$147,200	\$83,000	\$83,000	\$103,813	\$103,813
Departmental Income Repay of Child Care	AA.6119.2731-3120.1819	\$2,241,256	\$3,351,190	\$3,351,190	\$2,713,924	\$2,713,924
Total Departmental Income:		\$2,388,456	\$3,434,190	\$3,434,190	\$2,817,737	\$2,817,737
Miscellaneous Local Sources						
Miscellaneous Local Sources Refund of Prior Years Expenses	AA.6119.2731-3280.2701	\$0	\$250,000	\$250,000	\$250,000	\$250,000
Total Miscellaneous Local Sources:		\$0	\$250,000	\$250,000	\$250,000	\$250,000
State Aid						
State Aid Early Intervention	AA.6119.2735-3300.3449	\$7,734,850	\$10,600,925	\$10,600,925	\$7,755,687	\$7,755,687
State Aid Child Care	AA.6119.2730-3300.3619	\$3,439,553	\$2,871,475	\$2,871,475	\$3,022,975	\$3,022,975
State Aid Child Care	AA.6119.2731-3300.3619	\$602,217	\$48,363	\$48,363	\$0	\$0
Total State Aid:		\$11,776,620	\$13,520,763	\$13,520,763	\$10,778,662	\$10,778,662
Federal Aid						



Name	Account ID	FY2020 Actual	FY2021 Adopted Budget	FY2021 Amended Budget	FY2022 Executive Budget	FY2022 Adopted Budget
Federal Aid Medicaid Assistance	AA.6119.2735- 3400.4601	\$0	\$431,510	\$431,510	\$0	\$0
Federal Aid Child Care	AA.6119.2730- 3400.4619	\$2,398,947	\$2,820,324	\$2,820,324	\$2,855,310	\$2,855,310
Total Federal Aid:		\$2,398,947	\$3,251,834	\$3,251,834	\$2,855,310	\$2,855,310
Total Revenue Source:		\$16,564,023	\$20,456,787	\$20,456,787	\$16,701,709	\$16,701,709

Department of Social Services - Juvenile Delinquent (6123)

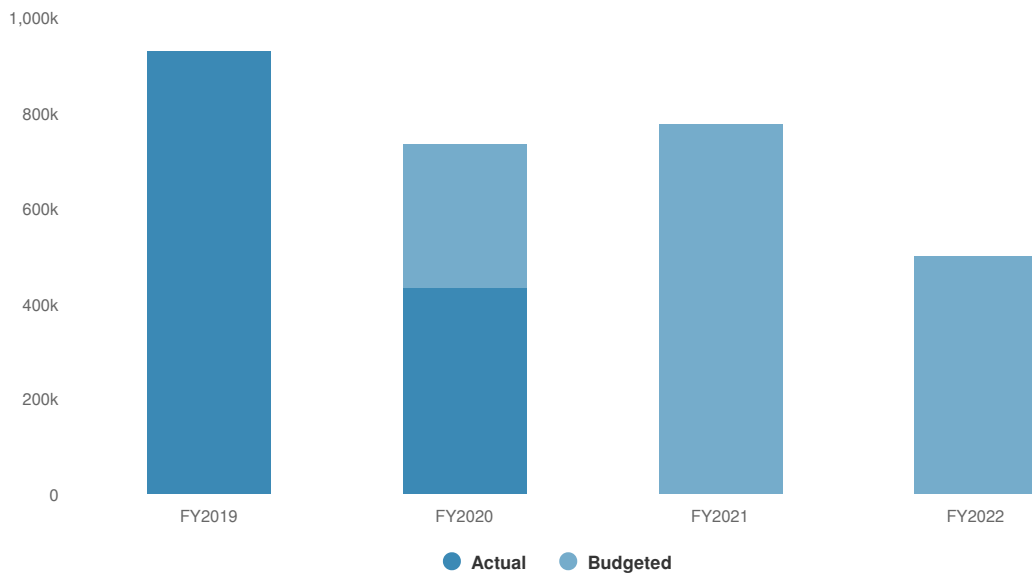
Michael Iapocce
Commissioner

Expenditures Summary

The Expenditures Summary provides a comparison between the 2022 Adopted Budget and the 2021 Amended Budget.

\$500,000 **-\$275,853**
(-35.55% vs. prior year)

Department of Social Services - Juvenile Delinquent (6123) Proposed and Historical Budget vs. Actual



Expenditures by Division and/or Account

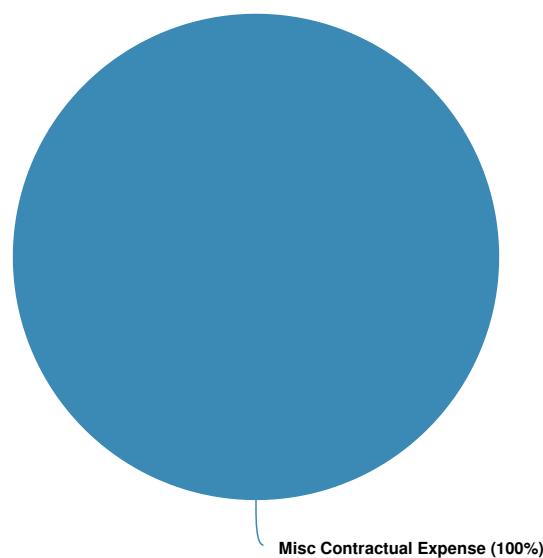
This section provides expenditures by division and account to provide the necessary detail required as part of the Adopted Budget.

Name	Account ID	FY2020 Actual	FY2021 Adopted Budget	FY2021 Amended Budget	FY2022 Executive Budget	FY2022 Adopted Budget
Expenditures						
Economic Assistance and Opportunity						
Juvenile Delinquent						
Misc Contractual Expense Other	AA.6123.2740- 4600.4660	\$435,500	\$700,000	\$775,853	\$500,000	\$500,000
Total Juvenile Delinquent:		\$435,500	\$700,000	\$775,853	\$500,000	\$500,000
Total Economic Assistance and Opportunity:		\$435,500	\$700,000	\$775,853	\$500,000	\$500,000
Total Expenditures:		\$435,500	\$700,000	\$775,853	\$500,000	\$500,000

Expenditures by Expense Type

This section provides a summary of expenditures by type to provide context on categorical spending.

Budgeted Expenditures by Expense Type



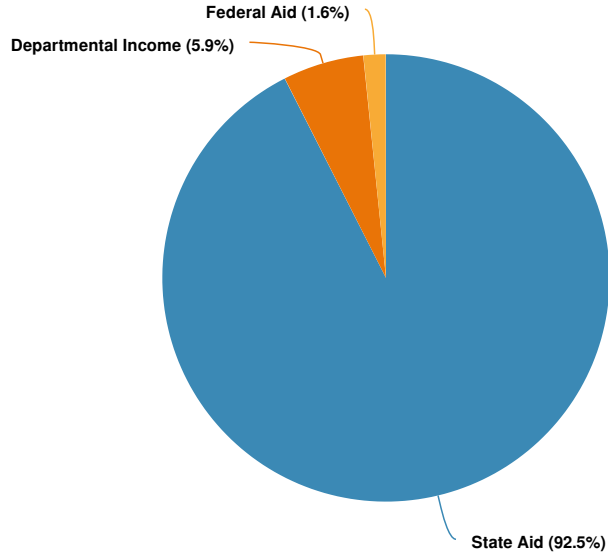
Name	FY2020 Actual	FY2021 Adopted Budget	FY2021 Amended Budget	FY2022 Executive Budget	FY2022 Adopted Budget
Expense Objects					
Misc Contractual Expense	\$435,500	\$700,000	\$775,853	\$500,000	\$500,000
Total Expense Objects:	\$435,500	\$700,000	\$775,853	\$500,000	\$500,000



Revenues by Source

This section provides a detailed listing of revenues by source and account.

Projected 2022 Revenues by Source



Name	Account ID	FY2020 Actual	FY2021 Adopted Budget	FY2021 Amended Budget	FY2022 Executive Budget	FY2022 Adopted Budget
Revenue Source						
Departmental Income						
Departmental Income Repay of Juvenile Delinq Care	AA.6123.2740-3120.1823	\$16,118	\$19,147	\$19,147	\$18,541	\$18,541
Total Departmental Income:		\$16,118	\$19,147	\$19,147	\$18,541	\$18,541
State Aid						
State Aid Juvenile Delinquent	AA.6123.2740-3300.3623	\$366,810	\$283,484	\$359,337	\$292,795	\$292,795
Total State Aid:		\$366,810	\$283,484	\$359,337	\$292,795	\$292,795
Federal Aid						
Federal Aid Juvenile Delinquent	AA.6123.2740-3400.4623	\$36,604	\$3,855	\$3,855	\$5,101	\$5,101
Total Federal Aid:		\$36,604	\$3,855	\$3,855	\$5,101	\$5,101
Total Revenue Source:		\$419,532	\$306,486	\$382,339	\$316,437	\$316,437

Department of Social Services - State Training School (6129)

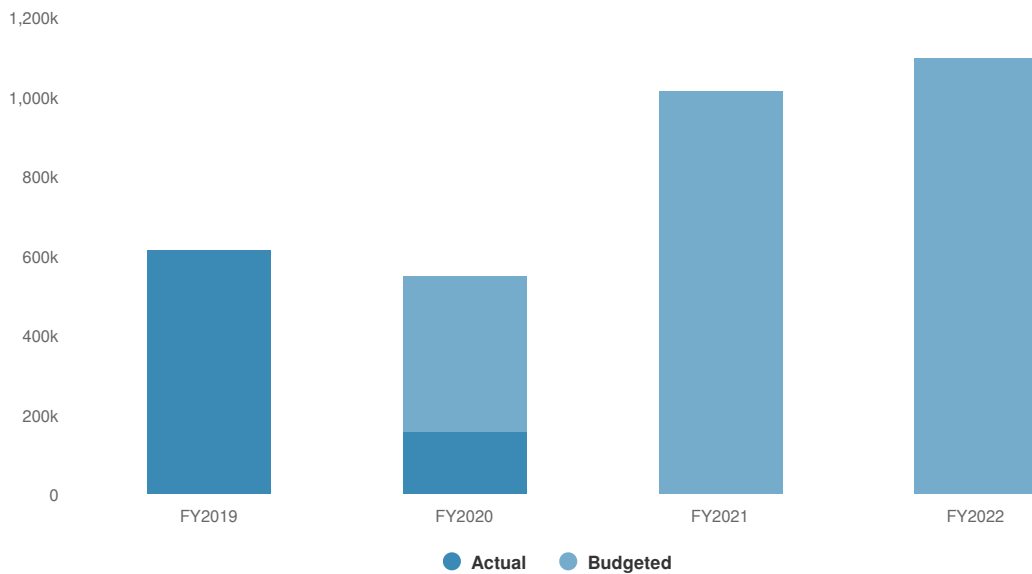
Michael Iapocce
Commissioner

Expenditures Summary

The Expenditures Summary provides a comparison between the 2022 Adopted Budget and the 2021 Amended Budget.

\$1,100,000 **\$84,944**
(8.37% vs. prior year)

Department of Social Services - State Training School (6129) Proposed and Historical Budget vs. Actual



Expenditures by Division and/or Account

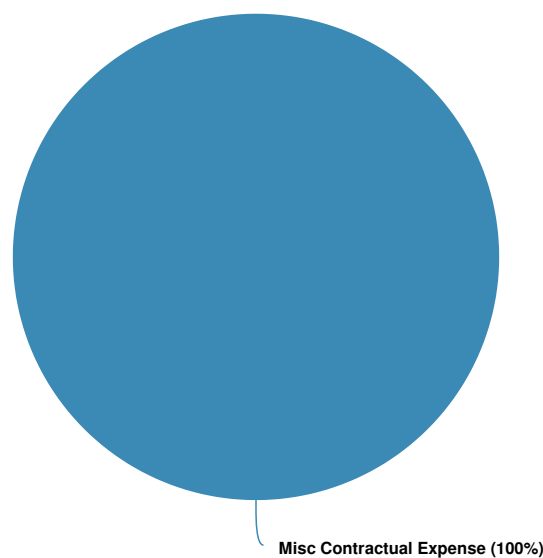
This section provides expenditures by division and account to provide the necessary detail required as part of the Adopted Budget.

Name	Account ID	FY2020 Actual	FY2021 Adopted Budget	FY2021 Amended Budget	FY2022 Executive Budget	FY2022 Adopted Budget
Expenditures						
Economic Assistance and Opportunity						
State Training School						
Misc Contractual Expense Other	AA.6129.2745-4600.4660	\$159,275	\$575,000	\$1,015,056	\$1,100,000	\$1,100,000
Total State Training School:		\$159,275	\$575,000	\$1,015,056	\$1,100,000	\$1,100,000
Total Economic Assistance and Opportunity:		\$159,275	\$575,000	\$1,015,056	\$1,100,000	\$1,100,000
Total Expenditures:		\$159,275	\$575,000	\$1,015,056	\$1,100,000	\$1,100,000

Expenditures by Expense Type

This section provides a summary of expenditures by type to provide context on categorical spending.

Budgeted Expenditures by Expense Type



Name	FY2020 Actual	FY2021 Adopted Budget	FY2021 Amended Budget	FY2022 Executive Budget	FY2022 Adopted Budget
Expense Objects					
Misc Contractual Expense	\$159,275	\$575,000	\$1,015,056	\$1,100,000	\$1,100,000
Total Expense Objects:	\$159,275	\$575,000	\$1,015,056	\$1,100,000	\$1,100,000



Department of Social Services - Safety Net (6140)

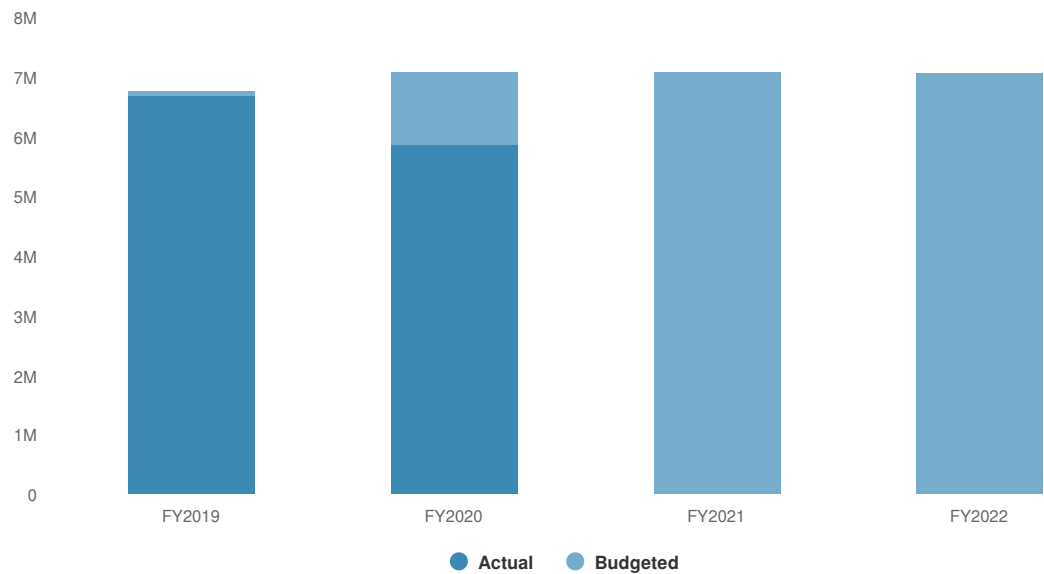
Michael Iapocce
Commissioner

Expenditures Summary

The Expenditures Summary provides a comparison between the 2022 Adopted Budget and the 2021 Amended Budget.

\$7,066,421 **-\$33,579**
(-0.47% vs. prior year)

Department of Social Services - Safety Net (6140) Proposed and Historical Budget vs. Actual



Expenditures by Division and/or Account

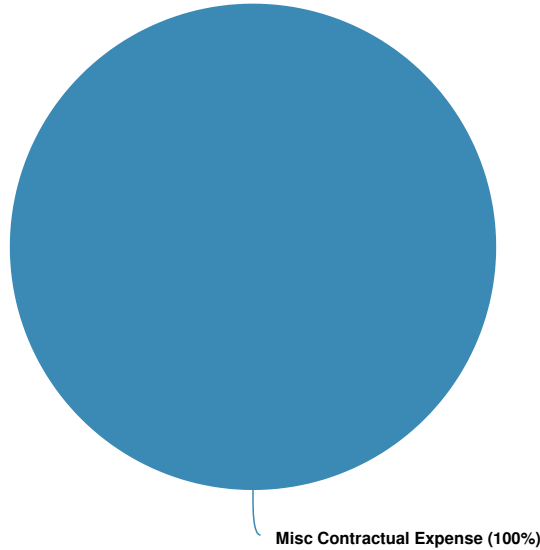
This section provides expenditures by division and account to provide the necessary detail required as part of the Adopted Budget.

Name	Account ID	FY2020 Actual	FY2021 Adopted Budget	FY2021 Amended Budget	FY2022 Executive Budget	FY2022 Adopted Budget
Expenditures						
Economic Assistance and Opportunity						
Safety Net						
Misc Contractual Expense Other	AA.6140.2750-4600.4660	\$5,867,269	\$7,100,000	\$7,100,000	\$6,900,000	\$7,066,421
Total Safety Net:		\$5,867,269	\$7,100,000	\$7,100,000	\$6,900,000	\$7,066,421
Total Economic Assistance and Opportunity:		\$5,867,269	\$7,100,000	\$7,100,000	\$6,900,000	\$7,066,421
Total Expenditures:		\$5,867,269	\$7,100,000	\$7,100,000	\$6,900,000	\$7,066,421

Expenditures by Expense Type

This section provides a summary of expenditures by type to provide context on categorical spending.

Budgeted Expenditures by Expense Type

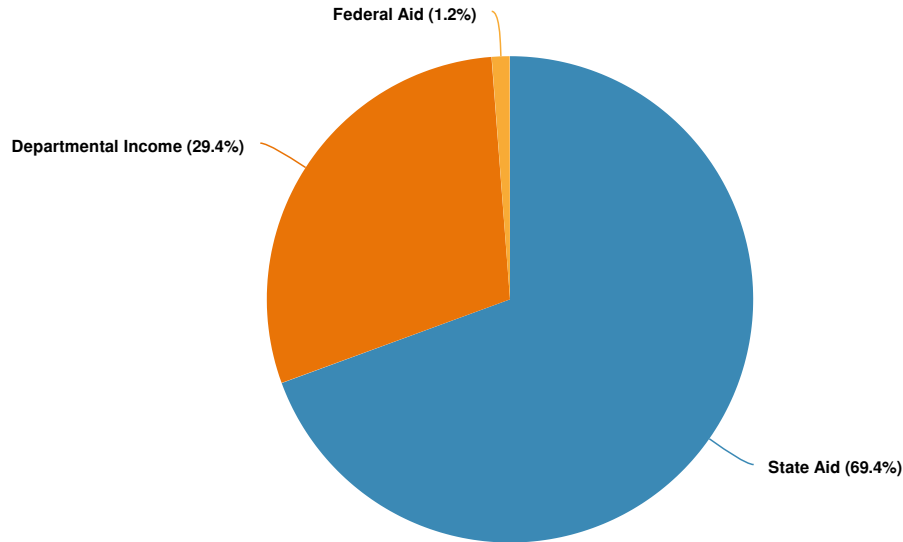


Name	FY2020 Actual	FY2021 Adopted Budget	FY2021 Amended Budget	FY2022 Executive Budget	FY2022 Adopted Budget
Expense Objects					
Misc Contractual Expense	\$5,867,269	\$7,100,000	\$7,100,000	\$6,900,000	\$7,066,421
Total Expense Objects:	\$5,867,269	\$7,100,000	\$7,100,000	\$6,900,000	\$7,066,421

Revenues by Source

This section provides a detailed listing of revenues by source and account.

Projected 2022 Revenues by Source



Name	Account ID	FY2020 Actual	FY2021 Adopted Budget	FY2021 Amended Budget	FY2022 Executive Budget	FY2022 Adopted Budget
Revenue Source						
Departmental Income						
Departmental Income Repay of Safety Net Assistance	AA.6140.2750- 3120.1840	\$716,635	\$729,846	\$729,846	\$743,705	\$750,362
Total Departmental Income:		\$716,635	\$729,846	\$729,846	\$743,705	\$750,362
State Aid						
State Aid Safety Net	AA.6140.2750- 3300.3640	\$1,484,151	\$1,779,911	\$1,779,911	\$1,731,474	\$1,773,079
Total State Aid:		\$1,484,151	\$1,779,911	\$1,779,911	\$1,731,474	\$1,773,079
Federal Aid						
Federal Aid Safety Net	AA.6140.2750- 3400.4640	\$11,628	\$35,701	\$35,701	\$30,441	\$30,441
Total Federal Aid:		\$11,628	\$35,701	\$35,701	\$30,441	\$30,441
Total Revenue Source:		\$2,212,414	\$2,545,458	\$2,545,458	\$2,505,620	\$2,553,882



Department of Social Services - Home Energy Assistance (6141)

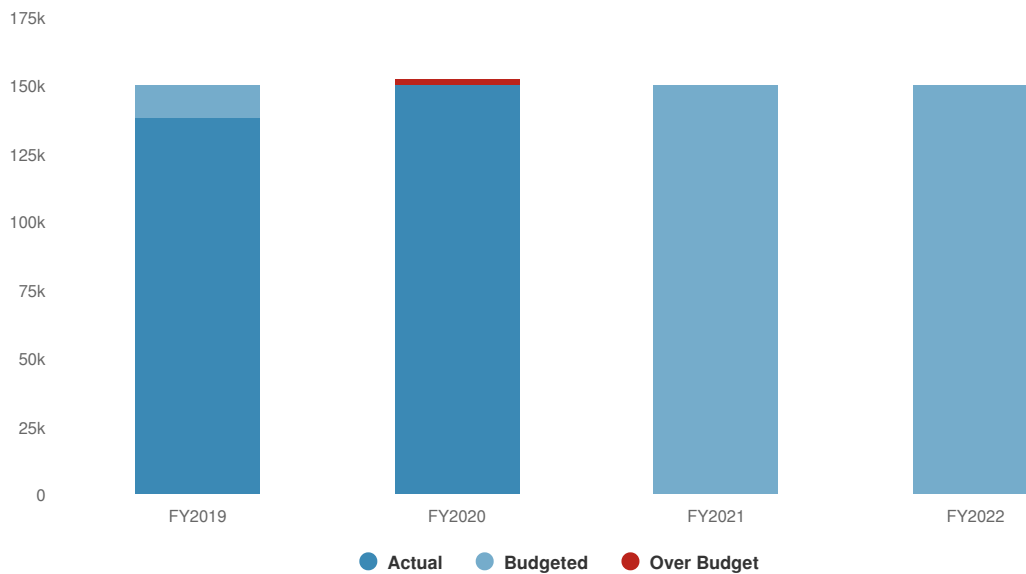
Michael Iapoce
Commissioner

Expenditures Summary

The Expenditures Summary provides a comparison between the 2022 Adopted Budget and the 2021 Amended Budget.

\$150,000 **\$0**
(0% vs. prior year)

Department of Social Services - Home Energy Assistance (6141) Proposed and Historical Budget vs. Actual



Expenditures by Division and/or Account

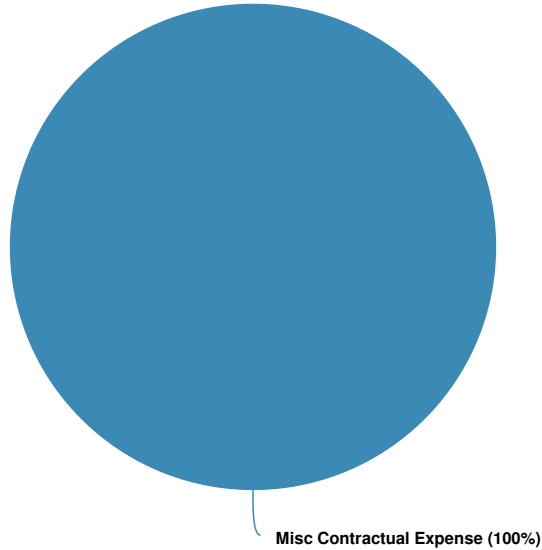
This section provides expenditures by division and account to provide the necessary detail required as part of the Adopted Budget.

Name	Account ID	FY2020 Actual	FY2021 Adopted Budget	FY2021 Amended Budget	FY2022 Executive Budget	FY2022 Adopted Budget
Expenditures						
Economic Assistance and Opportunity						
Home Energy Assistance						
Misc Contractual Expense Other	AA.6141.2760- 4600.4660	\$152,348	\$150,000	\$150,000	\$150,000	\$150,000
Total Home Energy Assistance:		\$152,348	\$150,000	\$150,000	\$150,000	\$150,000
Total Economic Assistance and Opportunity:		\$152,348	\$150,000	\$150,000	\$150,000	\$150,000
Total Expenditures:		\$152,348	\$150,000	\$150,000	\$150,000	\$150,000

Expenditures by Expense Type

This section provides a summary of expenditures by type to provide context on categorical spending.

Budgeted Expenditures by Expense Type




Name	FY2020 Actual	FY2021 Adopted Budget	FY2021 Amended Budget	FY2022 Executive Budget	FY2022 Adopted Budget
Expense Objects					
Misc Contractual Expense	\$152,348	\$150,000	\$150,000	\$150,000	\$150,000
Total Expense Objects:	\$152,348	\$150,000	\$150,000	\$150,000	\$150,000

Revenues by Source

This section provides a detailed listing of revenues by source and account.

Projected 2022 Revenues by Source



Departmental Income (188.8%)

Name	Account ID	FY2020 Actual	FY2021 Adopted Budget	FY2021 Amended Budget	FY2022 Executive Budget	FY2022 Adopted Budget
Revenue Source						
Departmental Income						
Departmental Income Repay of Home Energy Assistance	AA.6141.2760-3120.1841	\$240,597	\$246,000	\$246,000	\$242,535	\$242,535
Total Departmental Income:		\$240,597	\$246,000	\$246,000	\$242,535	\$242,535
Federal Aid						
Federal Aid Home Energy Assistance	AA.6141.2760-3400.4641	-\$109,801	-\$119,608	-\$119,608	-\$114,061	-\$114,061
Total Federal Aid:		-\$109,801	-\$119,608	-\$119,608	-\$114,061	-\$114,061
Total Revenue Source:		\$130,796	\$126,392	\$126,392	\$128,474	\$128,474

Department of Social Services - Emergency Aid for Adults (6142)

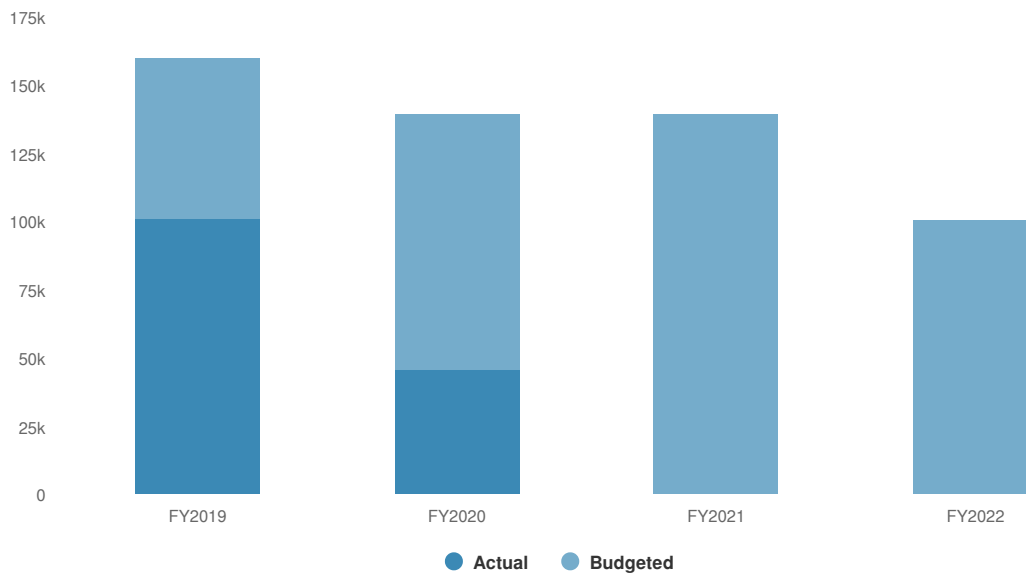
Michael Iapoce
Commissioner

Expenditures Summary

The Expenditures Summary provides a comparison between the 2022 Adopted Budget and the 2021 Amended Budget.

\$100,814 **-\$39,186**
(-27.99% vs. prior year)

Department of Social Services - Emergency Aid for Adults (6142) Proposed and Historical Budget vs. Actual



Expenditures by Division and/or Account

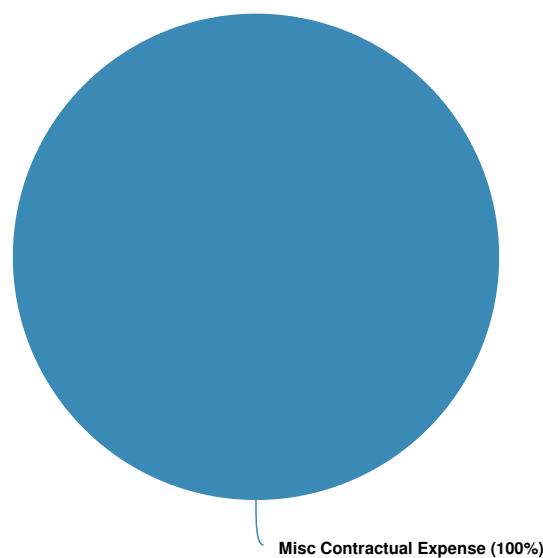
This section provides expenditures by division and account to provide the necessary detail required as part of the Adopted Budget.

Name	Account ID	FY2020 Actual	FY2021 Adopted Budget	FY2021 Amended Budget	FY2022 Executive Budget	FY2022 Adopted Budget
Expenditures						
Economic Assistance and Opportunity						
Emergency Aid for Adults						
Misc Contractual Expense Other	AA.6142.2765-4600.4660	\$45,498	\$140,000	\$140,000	\$100,000	\$100,814
Total Emergency Aid for Adults:		\$45,498	\$140,000	\$140,000	\$100,000	\$100,814
Total Economic Assistance and Opportunity:		\$45,498	\$140,000	\$140,000	\$100,000	\$100,814
Total Expenditures:		\$45,498	\$140,000	\$140,000	\$100,000	\$100,814

Expenditures by Expense Type

This section provides a summary of expenditures by type to provide context on categorical spending.

Budgeted Expenditures by Expense Type

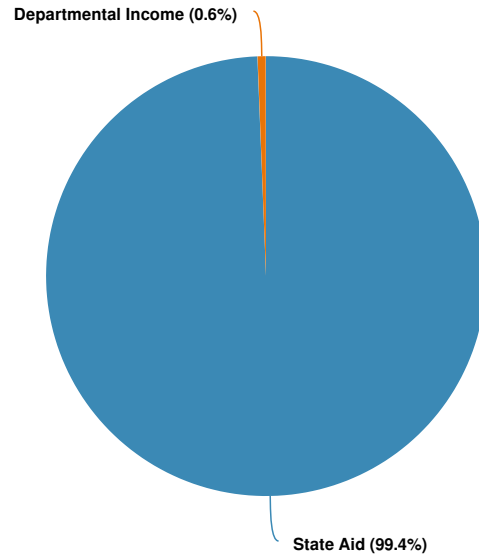


Name	FY2020 Actual	FY2021 Adopted Budget	FY2021 Amended Budget	FY2022 Executive Budget	FY2022 Adopted Budget
Expense Objects					
Misc Contractual Expense	\$45,498	\$140,000	\$140,000	\$100,000	\$100,814
Total Expense Objects:	\$45,498	\$140,000	\$140,000	\$100,000	\$100,814

Revenues by Source

This section provides a detailed listing of revenues by source and account.

Projected 2022 Revenues by Source



Name	Account ID	FY2020 Actual	FY2021 Adopted Budget	FY2021 Amended Budget	FY2022 Executive Budget	FY2022 Adopted Budget
Revenue Source						
Departmental Income						
Departmental Income Repay of Emergency Care-Adults	AA.6142.2765-3120.1842	\$199	\$630	\$630	\$310	\$310
Total Departmental Income:		\$199	\$630	\$630	\$310	\$310
State Aid						
State Aid Emergency Aid for Adults	AA.6142.2765-3300.3642	\$22,325	\$70,000	\$70,000	\$50,000	\$50,407
Total State Aid:		\$22,325	\$70,000	\$70,000	\$50,000	\$50,407
Total Revenue Source:		\$22,524	\$70,630	\$70,630	\$50,310	\$50,717

Tourism (6410)

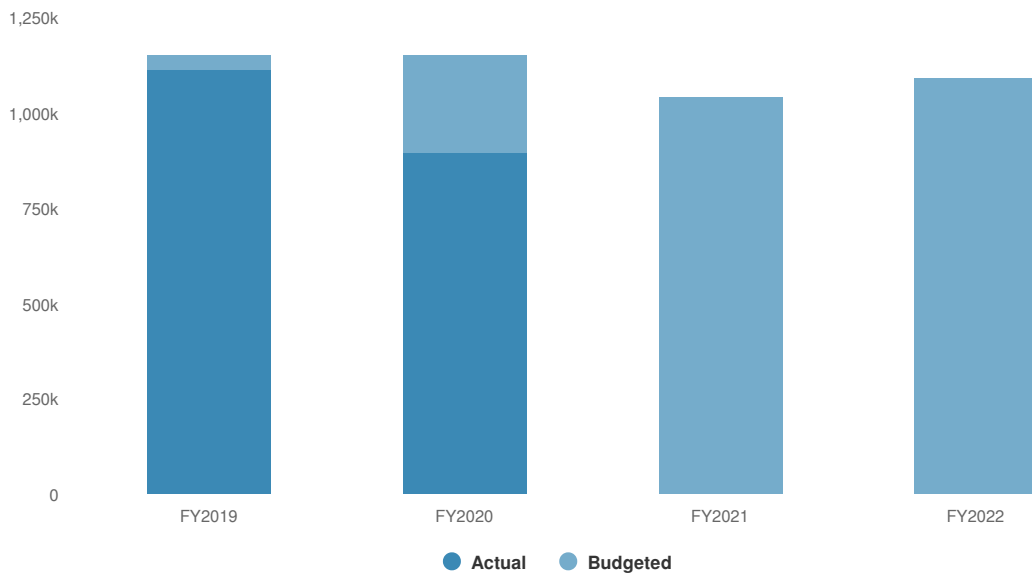
Lisa Berger
Director

Expenditures Summary

The Expenditures Summary provides a comparison between the 2022 Adopted Budget and the 2021 Amended Budget.

\$1,094,616 **\$54,100**
(5.2% vs. prior year)

Tourism (6410) Proposed and Historical Budget vs. Actual



Expenditures by Division and/or Account

This section provides expenditures by division and account to provide the necessary detail required as part of the Adopted Budget.

Name	Account ID	FY2020 Actual	FY2021 Adopted Budget	FY2021 Amended Budget	FY2022 Executive Budget	FY2022 Adopted Budget
Expenditures						
Economic Assistance and Opportunity						
Tourism						
Regular Pay Regular Pay	AA.6410.2800-1300.1300	\$209,399	\$220,012	\$224,752	\$234,155	\$234,155
Overtime Pay Overtime Pay	AA.6410.2800-1410.1410	\$306	\$3,000	\$3,000	\$3,000	\$3,000
Contractual Pays Longevity Pay	AA.6410.2800-1420.1440	\$7,500	\$7,500	\$7,500	\$5,750	\$5,750
Contractual Pays Retro Pay	AA.6410.2800-1420.1465	\$0		\$5,500		\$0
Supplies Auto Fuel	AA.6410.2800-4000.4000	\$87	\$1,000	\$1,000	\$1,000	\$1,000
Supplies Building & Maintenance	AA.6410.2800-4000.4010	\$0		\$0	\$500	\$500
Supplies Office	AA.6410.2800-4000.4025	\$2,125	\$6,500	\$6,663	\$6,500	\$6,500
Building Maint & Repair Gas & Electricity	AA.6410.2800-4200.4200	\$88	\$500	\$500	\$0	\$0
Professional Services Advertising	AA.6410.2800-4300.4325	\$112,870	\$170,000	\$216,305	\$220,000	\$220,000
Professional Services Other Fees	AA.6410.2800-4300.4505	\$433,405	\$418,000	\$419,124	\$468,000	\$468,000
Leases/Rental Equipment	AA.6410.2800-4570.4573	\$1,740	\$900	\$1,770	\$1,800	\$1,800
Conference Expenses Con Exp	AA.6410.2800-4580.4580	\$3,576	\$3,000	\$7,000	\$3,000	\$3,000
Travel Trvl	AA.6410.2800-4590.4590	\$793	\$4,500	\$4,500	\$4,500	\$4,500
Misc Contractual Expense Memberships	AA.6410.2800-4600.4625	\$3,280	\$4,000	\$4,000	\$4,000	\$4,000
Misc Contractual Expense Periodicals	AA.6410.2800-4600.4635	\$1,009	\$1,000	\$1,000	\$1,000	\$1,000
Misc Contractual Expense Printing Service	AA.6410.2800-4600.4650	\$2,979	\$10,950	\$5,580	\$10,950	\$10,950
Communication Expenses Telephone Services	AA.6410.2800-4670.4680	\$401	\$0	\$500	\$456	\$456
Retirement Ret	AA.6410.2800-8000.8000	\$32,253	\$39,571	\$39,571	\$32,541	\$32,541
Social Security/FICA SS/FICA	AA.6410.2800-8010.8010	\$16,423	\$17,635	\$18,056	\$18,583	\$18,583
Health Insurance Dental	AA.6410.2800-8020.8020	\$3,089	\$3,700	\$3,700	\$3,915	\$3,915
Health Insurance Hospital & Medical	AA.6410.2800-8020.8035	\$65,475	\$69,977	\$69,977	\$74,418	\$74,418

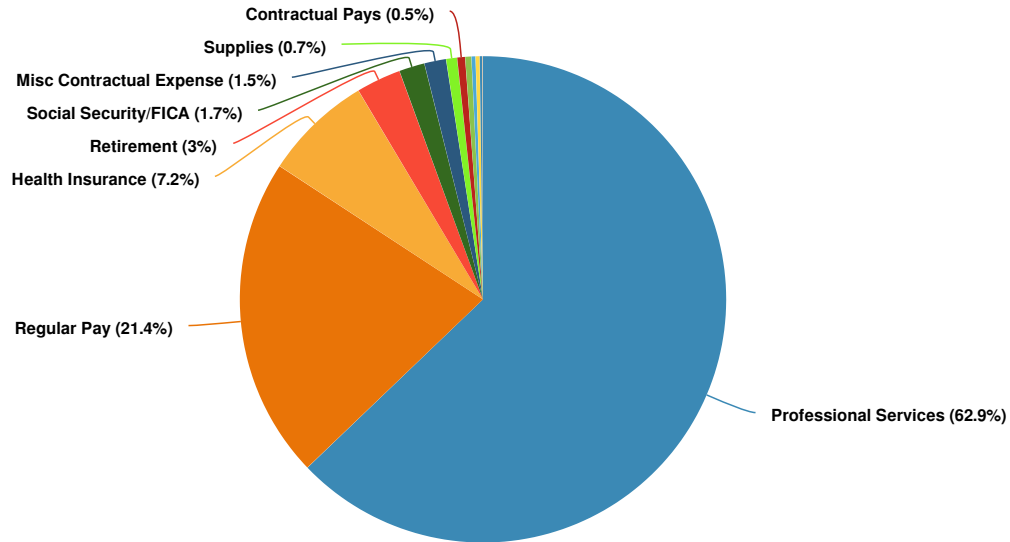


Name	Account ID	FY2020 Actual	FY2021 Adopted Budget	FY2021 Amended Budget	FY2022 Executive Budget	FY2022 Adopted Budget
Health Insurance Optical	AA.6410.2800-8020.8055	\$708	\$518	\$518	\$548	\$548
Total Tourism:		\$897,506	\$982,263	\$1,040,516	\$1,094,616	\$1,094,616
Total Economic Assistance and Opportunity:		\$897,506	\$982,263	\$1,040,516	\$1,094,616	\$1,094,616
Total Expenditures:		\$897,506	\$982,263	\$1,040,516	\$1,094,616	\$1,094,616

Expenditures by Expense Type

This section provides a summary of expenditures by type to provide context on categorical spending.

Budgeted Expenditures by Expense Type



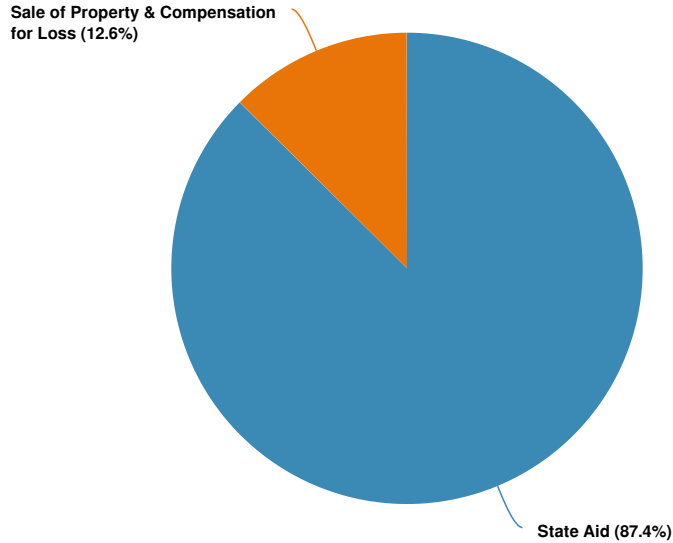
Name	FY2020 Actual	FY2021 Adopted Budget	FY2021 Amended Budget	FY2022 Executive Budget	FY2022 Adopted Budget
Expense Objects					
Regular Pay	\$209,399	\$220,012	\$224,752	\$234,155	\$234,155
Overtime Pay	\$306	\$3,000	\$3,000	\$3,000	\$3,000
Contractual Pays	\$7,500	\$7,500	\$13,000	\$5,750	\$5,750
Supplies	\$2,212	\$7,500	\$7,663	\$8,000	\$8,000
Building Maint & Repair	\$88	\$500	\$500	\$0	\$0
Professional Services	\$546,275	\$588,000	\$635,429	\$688,000	\$688,000
Leases/Rental	\$1,740	\$900	\$1,770	\$1,800	\$1,800
Conference Expenses	\$3,576	\$3,000	\$7,000	\$3,000	\$3,000
Travel	\$793	\$4,500	\$4,500	\$4,500	\$4,500
Misc Contractual Expense	\$7,268	\$15,950	\$10,580	\$15,950	\$15,950
Communication Expenses	\$401	\$0	\$500	\$456	\$456
Retirement	\$32,253	\$39,571	\$39,571	\$32,541	\$32,541
Social Security/FICA	\$16,423	\$17,635	\$18,056	\$18,583	\$18,583
Health Insurance	\$69,272	\$74,195	\$74,195	\$78,881	\$78,881
Total Expense Objects:	\$897,506	\$982,263	\$1,040,516	\$1,094,616	\$1,094,616



Revenues by Source

This section provides a detailed listing of revenues by source and account.

Projected 2022 Revenues by Source



Name	Account ID	FY2020 Actual	FY2021 Adopted Budget	FY2021 Amended Budget	FY2022 Executive Budget	FY2022 Adopted Budget
Revenue Source						
Sale of Property & Compensation for Loss						
Sale of Property & Compensation for Loss Minor Sales - Other	AA.6410.2800-3270.2655	\$8,660	\$11,000	\$11,000	\$11,000	\$11,000
Total Sale of Property & Compensation for Loss:		\$8,660	\$11,000	\$11,000	\$11,000	\$11,000
State Aid						
State Aid Tourism Promotion	AA.6410.2800-3300.3715	\$141,442	\$76,620	\$76,620	\$76,620	\$76,620
Total State Aid:		\$141,442	\$76,620	\$76,620	\$76,620	\$76,620
Total Revenue Source:		\$150,102	\$87,620	\$87,620	\$87,620	\$87,620

Department Position Summary - Tourism (6410)

A6410		Tourism			
Division	Position #	Title	2021 Adopted	2022 Executive Recommended	2022 Adopted
2800					
	64101021	DIR TOUR	79,913	81,991	81,991
	64101090	DEP DIR TM	56,235	57,694	57,694
	64101102	OFFICE AST	44,771	50,289	50,289
	64101110	TUR IN AST	<u>39,093</u>	<u>44,181</u>	<u>44,181</u>
	Total Full Time Salary		220,012	234,155	234,155
	Division Total		<u>220,012</u>	<u>234,155</u>	<u>234,155</u>
	Department Total		220,012	234,155	234,155
	Total Benefited Employees		4	4	4



Ulster County Area Transit (5630)

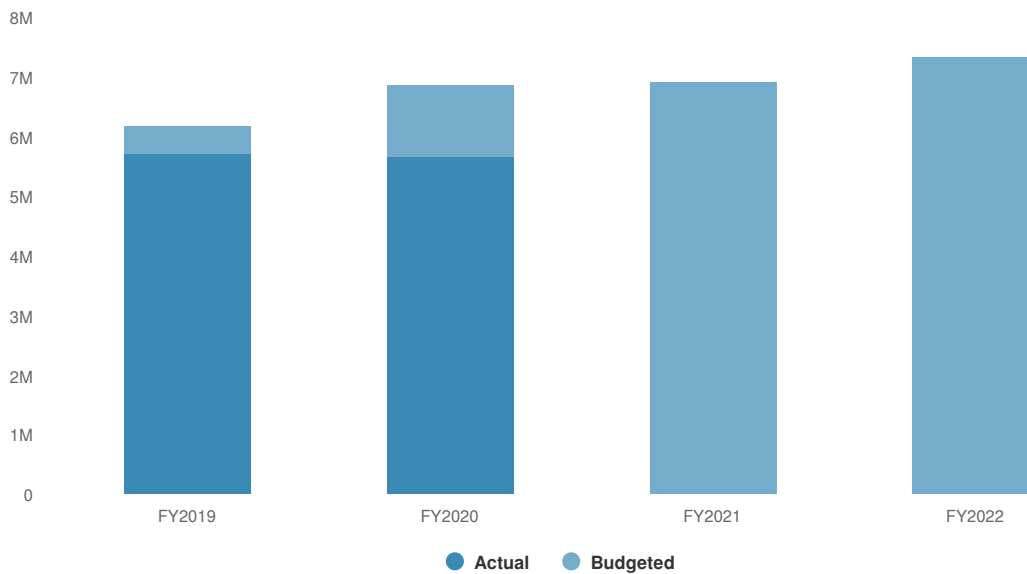
Toni Roser
Acting Director

Expenditures Summary

The Expenditures Summary provides a comparison between the 2022 Adopted Budget and the 2021 Amended Budget.

\$7,333,780 **\$408,147**
(5.89% vs. prior year)

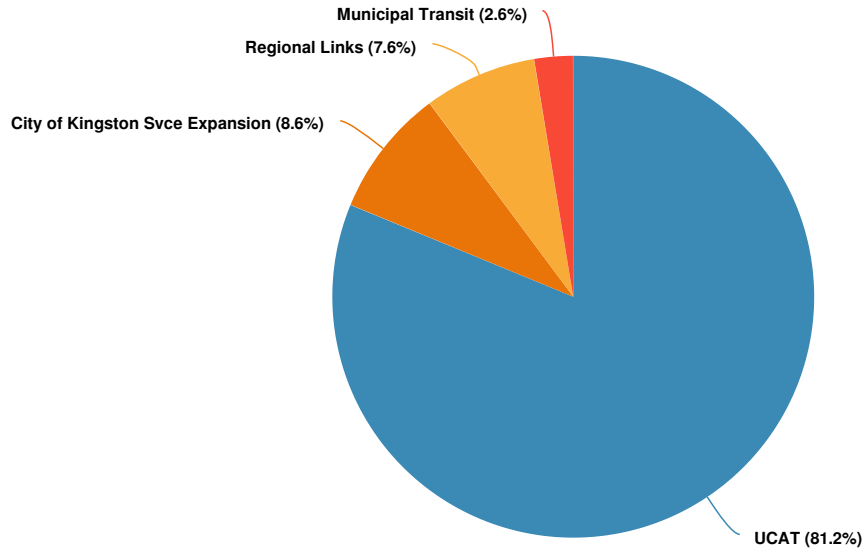
Ulster County Area Transit (5630) Proposed and Historical Budget vs. Actual



Expenditures by Division and/or Account

This section provides expenditures by division and account to provide the necessary detail required as part of the Adopted Budget.

Budgeted Expenditures by Function



Name	Account ID	FY2020 Actual	FY2021 Adopted Budget	FY2021 Amended Budget	FY2022 Executive Budget	FY2022 Adopted Budget
Expenditures						
Transportation						
Bus Operations						
UCAT						
Regular Pay Regular Pay	AA.5630.5901-1300.1300	\$2,053,966	\$2,181,451	\$2,248,143	\$2,420,838	\$2,420,838
Part Time Pay Part Time Pay	AA.5630.5901-1400.1400	\$131,290	\$224,845	\$185,345	\$273,000	\$273,000
Overtime Pay Overtime Pay	AA.5630.5901-1410.1410	\$65,070	\$75,000	\$125,000	\$89,925	\$89,925
Contractual Pays Longevity Pay	AA.5630.5901-1420.1440	\$3,007	\$7,000	\$7,000	\$7,000	\$7,000
Contractual Pays Shift Differential Pay	AA.5630.5901-1420.1455	\$29,349	\$50,261	\$50,261	\$56,000	\$56,000
Contractual Pays Retro Pay	AA.5630.5901-1420.1465	\$0		\$53,000		\$0
Supplies Auto Fuel	AA.5630.5901-4000.4000	\$167,662	\$350,000	\$345,000	\$375,000	\$375,000
Supplies Auto Parts	AA.5630.5901-4000.4005	\$212,743	\$240,000	\$265,036	\$235,000	\$235,000
Supplies Building & Maintenance	AA.5630.5901-4000.4010	\$0	\$0	\$0	\$400	\$400



Name	Account ID	FY2020 Actual	FY2021 Adopted Budget	FY2021 Amended Budget	FY2022 Executive Budget	FY2022 Adopted Budget
Supplies Office	AA.5630.5901-4000.4025	\$10,750	\$0	\$7,270	\$14,000	\$14,000
Supplies Other General	AA.5630.5901-4000.4030	\$13,759	\$20,000	\$20,000	\$14,000	\$14,000
Supplies Program	AA.5630.5901-4000.4040	\$0	\$200	\$200	\$0	\$0
Supplies Safety	AA.5630.5901-4000.4045	\$2,840	\$750	\$750	\$1,000	\$1,000
Supplies Small Tools & Equipment	AA.5630.5901-4000.4050	\$6,057	\$2,000	\$2,000	\$6,000	\$6,000
Supplies Tires & Batteries	AA.5630.5901-4000.4055	\$35,265	\$50,000	\$50,000	\$50,000	\$50,000
Building Maint & Repair Fire Extinguisher Maintenance	AA.5630.5901-4200.4210	\$284	\$350	\$350	\$2,000	\$2,000
Building Maint & Repair Shredding/Recycling	AA.5630.5901-4200.4215	\$0	\$300	\$300	\$800	\$800
Building Maint & Repair Other Building Maint & Repair	AA.5630.5901-4200.4295	\$7,649	\$15,000	\$15,500	\$10,000	\$10,000
Professional Services Advertising	AA.5630.5901-4300.4325	\$12,982	\$15,000	\$14,500	\$15,000	\$15,000
Professional Services Medical/Health	AA.5630.5901-4300.4440	\$8,925	\$10,000	\$10,000	\$10,000	\$10,000
Professional Services Other Fees	AA.5630.5901-4300.4505	-\$107,604	\$0	\$0		\$0
Leases/Rental Equipment	AA.5630.5901-4570.4573	\$328	\$550	\$550	\$550	\$550
Conference Expenses Con Exp	AA.5630.5901-4580.4580	\$938	\$3,000	\$5,000	\$8,000	\$8,000
Travel Trvl	AA.5630.5901-4590.4590	\$1,574	\$3,500	\$3,500	\$5,000	\$5,000
Misc Contractual Expense Memberships	AA.5630.5901-4600.4625	\$1,450	\$1,450	\$1,450	\$1,750	\$1,750
Misc Contractual Expense Periodicals	AA.5630.5901-4600.4635	\$0	\$700	\$700	\$700	\$700
Misc Contractual Expense Printing Service	AA.5630.5901-4600.4650	\$1,507	\$5,960	\$3,960	\$7,000	\$7,000
Misc Contractual Expense Other	AA.5630.5901-4600.4660	\$202,871	\$250,000	\$236,000	\$300,000	\$300,000
Communication Expenses Equipment Rentals	AA.5630.5901-4670.4670	\$19,992	\$25,000	\$25,000	\$24,000	\$24,000
Maintenance Auto Repair	AA.5630.5901-4690.4690	\$122,355	\$125,000	\$135,000	\$150,000	\$150,000
Maintenance Repair & Maintenance - Equipment	AA.5630.5901-4690.4695	\$27,204	\$8,000	\$8,412	\$30,000	\$30,000
Retirement Ret	AA.5630.5901-8000.8000	\$395,967	\$522,789	\$482,789	\$449,219	\$449,219
Social Security/FICA SS/FICA	AA.5630.5901-8010.8010	\$167,724	\$194,200	\$194,430	\$217,778	\$217,778
Health Insurance Dental	AA.5630.5901-8020.8020	\$46,329	\$55,497	\$55,497	\$58,721	\$58,721
Health Insurance Hospital & Medical	AA.5630.5901-8020.8035	\$982,085	\$1,049,651	\$1,048,151	\$1,116,277	\$1,116,277



Name	Account ID	FY2020 Actual	FY2021 Adopted Budget	FY2021 Amended Budget	FY2022 Executive Budget	FY2022 Adopted Budget
Health Insurance Optical	AA.5630.5901-8020.8055	\$10,622	\$7,772	\$7,772	\$8,223	\$8,223
Employee Payments Uniform Allowance	AA.5630.5901-8060.8075	\$1,050	\$0	\$1,500	\$0	\$0
Total UCAT:		\$4,635,990	\$5,495,226	\$5,609,366	\$5,957,181	\$5,957,181
Regional Links						
Regular Pay Regular Pay	AA.5630.5903-1300.1300	\$229,319	\$227,889	\$241,988	\$253,125	\$253,125
Part Time Pay Part Time Pay	AA.5630.5903-1400.1400	\$34,118	\$94,216	\$71,016	\$92,650	\$92,650
Overtime Pay Overtime Pay	AA.5630.5903-1410.1410	\$11,873	\$4,500	\$23,200	\$16,350	\$16,350
Contractual Pays Shift Differential Pay	AA.5630.5903-1420.1455	\$3,206	\$6,853	\$6,853	\$7,100	\$7,100
Contractual Pays Retro Pay	AA.5630.5903-1420.1465			\$6,300		\$0
Supplies Auto Fuel	AA.5630.5903-4000.4000	\$22,526	\$50,000	\$55,000	\$50,000	\$50,000
Supplies Auto Parts	AA.5630.5903-4000.4005	\$43,475	\$35,000	\$61,800	\$54,500	\$54,500
Supplies Other General	AA.5630.5903-4000.4030	\$2,134	\$5,000	\$5,000	\$5,000	\$5,000
Supplies Tires & Batteries	AA.5630.5903-4000.4055	\$12,360	\$15,000	\$15,000	\$15,000	\$15,000
Professional Services Medical/Health	AA.5630.5903-4300.4440	\$840	\$1,000	\$1,000	\$1,200	\$1,200
Insurance Administrative	AA.5630.5903-4510.4510	\$0	\$0	\$0	\$3,000	\$3,000
Travel Trvl	AA.5630.5903-4590.4590	\$12,199	\$20,000	\$27,000	\$20,000	\$20,000
Misc Contractual Expense Other	AA.5630.5903-4600.4660	\$0	\$2,400	\$1,900	\$2,400	\$2,400
Communication Expenses Equipment Rentals	AA.5630.5903-4670.4670	\$2,693	\$2,500	\$3,000	\$2,500	\$2,500
Maintenance Auto Repair	AA.5630.5903-4690.4690	\$3,874	\$3,000	\$3,000	\$3,000	\$3,000
Social Security/FICA SS/FICA	AA.5630.5903-8010.8010	\$20,077	\$25,510	\$25,510	\$28,246	\$28,246
Total Regional Links:		\$398,695	\$492,868	\$547,567	\$554,071	\$554,071
Municipal Transit						
Regular Pay Regular Pay	AA.5630.5904-1300.1300	\$89,835	\$91,861	\$98,221	\$102,376	\$102,376
Part Time Pay Part Time Pay	AA.5630.5904-1400.1400	\$11,371	\$38,758	\$28,283	\$48,400	\$48,400
Overtime Pay Overtime Pay	AA.5630.5904-1410.1410	\$3,223	\$2,200	\$5,375	\$3,700	\$3,700
Contractual Pays Shift Differential Pay	AA.5630.5904-1420.1455	\$936	\$4,256	\$4,256	\$4,553	\$4,553



Name	Account ID	FY2020 Actual	FY2021 Adopted Budget	FY2021 Amended Budget	FY2022 Executive Budget	FY2022 Adopted Budget
Supplies Auto Parts	AA.5630.5904-4000.4005	\$6,577	\$10,000	\$12,000	\$10,000	\$10,000
Supplies Other General	AA.5630.5904-4000.4030	\$1,109	\$1,100	\$1,100	\$1,100	\$1,100
Supplies Tires & Batteries	AA.5630.5904-4000.4055	\$959	\$3,500	\$3,500	\$3,500	\$3,500
Professional Services Medical/Health	AA.5630.5904-4300.4440	\$265	\$500	\$500	\$500	\$500
Communication Expenses Equipment Rentals	AA.5630.5904-4670.4670	\$780	\$800	\$1,300	\$800	\$800
Maintenance Auto Repair	AA.5630.5904-4690.4690	\$1,651	\$3,500	\$1,000	\$3,500	\$3,500
Maintenance Repair & Maintenance - Equipment	AA.5630.5904-4690.4695	\$0	\$200	\$200	\$0	\$0
Social Security/FICA SS/FICA	AA.5630.5904-8010.8010	\$7,893	\$10,487	\$10,487	\$12,166	\$12,166
Total Municipal Transit:		\$124,598	\$167,162	\$166,222	\$190,595	\$190,595
City of Kingston Svce Expansion						
Regular Pay Regular Pay	AA.5630.5905-1300.1300	\$373,456	\$405,423	\$425,541	\$456,148	\$456,148
Part Time Pay Part Time Pay	AA.5630.5905-1400.1400	\$7,643	\$37,686	\$26,486	\$40,250	\$40,250
Overtime Pay Overtime Pay	AA.5630.5905-1410.1410	\$20,159	\$6,100	\$25,300	\$11,000	\$11,000
Contractual Pays Shift Differential Pay	AA.5630.5905-1420.1455	\$2,383	\$8,266	\$8,766	\$9,875	\$9,875
Contractual Pays Retro Pay	AA.5630.5905-1420.1465			\$7,300		\$0
Supplies Auto Parts	AA.5630.5905-4000.4005	\$52,700	\$40,000	\$40,000	\$40,000	\$40,000
Supplies Tires & Batteries	AA.5630.5905-4000.4055	\$6,705	\$15,000	\$15,000	\$15,000	\$15,000
Professional Services Medical/Health	AA.5630.5905-4300.4440	\$860	\$2,000	\$1,500	\$3,000	\$3,000
Leases/Rental Real Property	AA.5630.5905-4570.4575	\$12,000	\$12,000	\$12,000	\$12,000	\$12,000
Communication Expenses Telephone Services	AA.5630.5905-4670.4680	\$2,063	\$2,088	\$2,088	\$2,088	\$2,088
Maintenance Auto Repair	AA.5630.5905-4690.4690	\$2,941	\$3,000	\$3,500	\$3,000	\$3,000
Social Security/FICA SS/FICA	AA.5630.5905-8010.8010	\$29,397	\$34,997	\$34,997	\$39,572	\$39,572
Employee Payments Uniform Allowance	AA.5630.5905-8060.8075	\$1,793	\$0	\$0		\$0
Total City of Kingston Svce Expansion:		\$512,100	\$566,560	\$602,478	\$631,933	\$631,933
Total Bus Operations:		\$5,671,383	\$6,721,816	\$6,925,633	\$7,333,780	\$7,333,780
Total Transportation:		\$5,671,383	\$6,721,816	\$6,925,633	\$7,333,780	\$7,333,780

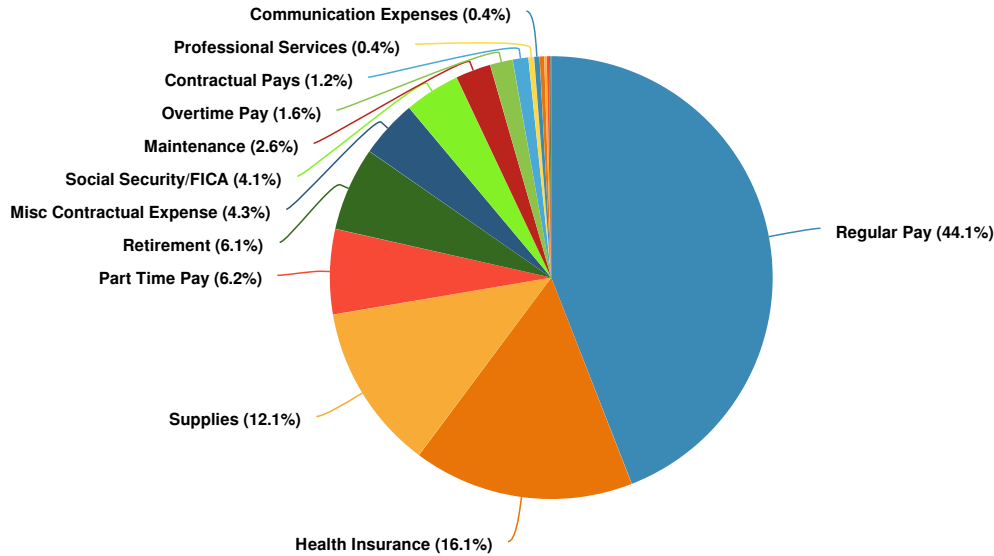


Name	Account ID	FY2020 Actual	FY2021 Adopted Budget	FY2021 Amended Budget	FY2022 Executive Budget	FY2022 Adopted Budget
Total Expenditures:		\$5,671,383	\$6,721,816	\$6,925,633	\$7,333,780	\$7,333,780

Expenditures by Expense Type

This section provides a summary of expenditures by type to provide context on categorical spending.

Budgeted Expenditures by Expense Type



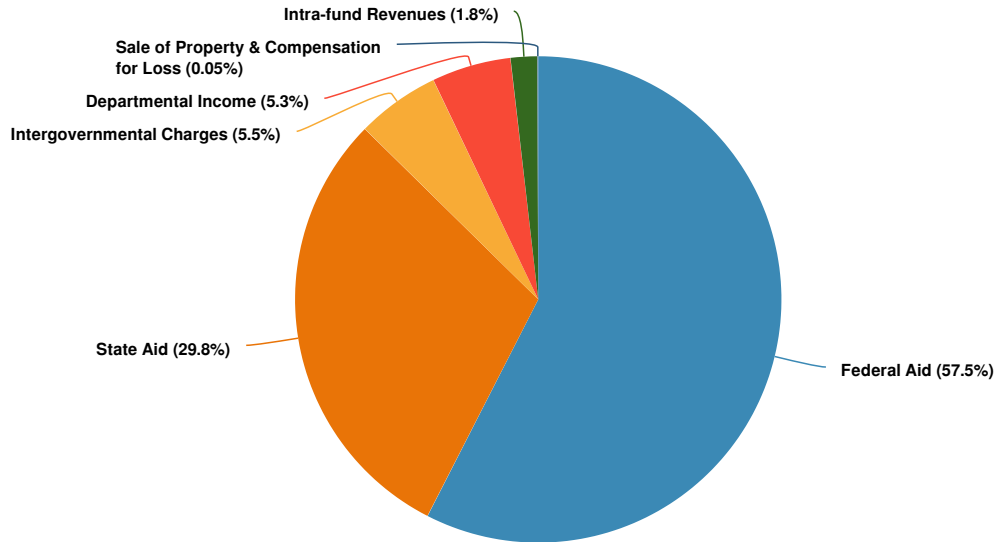
Name	FY2020 Actual	FY2021 Adopted Budget	FY2021 Amended Budget	FY2022 Executive Budget	FY2022 Adopted Budget
Expense Objects					
Regular Pay	\$2,746,577	\$2,906,624	\$3,013,893	\$3,232,487	\$3,232,487
Part Time Pay	\$184,423	\$395,505	\$311,130	\$454,300	\$454,300
Overtime Pay	\$100,325	\$87,800	\$178,875	\$120,975	\$120,975
Contractual Pays	\$38,881	\$76,636	\$143,736	\$84,528	\$84,528
Supplies	\$597,621	\$837,550	\$898,656	\$889,500	\$889,500
Building Maint & Repair	\$7,933	\$15,650	\$16,150	\$12,800	\$12,800
Professional Services	-\$83,732	\$28,500	\$27,500	\$29,700	\$29,700
Insurance	\$0	\$0	\$0	\$3,000	\$3,000
Leases/Rental	\$12,328	\$12,550	\$12,550	\$12,550	\$12,550
Conference Expenses	\$938	\$3,000	\$5,000	\$8,000	\$8,000
Travel	\$13,773	\$23,500	\$30,500	\$25,000	\$25,000
Misc Contractual Expense	\$205,827	\$260,510	\$244,010	\$311,850	\$311,850
Communication Expenses	\$25,528	\$30,388	\$31,388	\$29,388	\$29,388
Maintenance	\$158,024	\$142,700	\$151,112	\$189,500	\$189,500
Retirement	\$395,967	\$522,789	\$482,789	\$449,219	\$449,219
Social Security/FICA	\$225,092	\$265,194	\$265,424	\$297,762	\$297,762
Health Insurance	\$1,039,036	\$1,112,920	\$1,111,420	\$1,183,221	\$1,183,221
Employee Payments	\$2,843	\$0	\$1,500	\$0	\$0
Total Expense Objects:	\$5,671,383	\$6,721,816	\$6,925,633	\$7,333,780	\$7,333,780



Revenues by Source

This section provides a detailed listing of revenues by source and account.

Projected 2022 Revenues by Source



Name	Account ID	FY2020 Actual	FY2021 Adopted Budget	FY2021 Amended Budget	FY2022 Executive Budget	FY2022 Adopted Budget
Revenue Source						
Departmental Income						
Departmental Income Bus Operations	AA.5630.5901-3120.1750	\$120,570	\$150,000	\$150,000	\$150,000	\$150,000
Departmental Income Bus Operations	AA.5630.5903-3120.1750	\$34,367	\$50,000	\$50,000	\$50,000	\$50,000
Departmental Income Bus Operations	AA.5630.5904-3120.1750	\$2,284	\$15,000	\$15,000	\$15,000	\$15,000
Departmental Income Bus Operations	AA.5630.5905-3120.1750	\$0	\$30,000	\$30,000	\$30,000	\$30,000
Departmental Income Other Transportation Income	AA.5630.5901-3120.1789	\$39,322	\$45,000	\$45,000	\$45,000	\$45,000
Total Departmental Income:		\$196,543	\$290,000	\$290,000	\$290,000	\$290,000
Intergovernmental Charges						
Intergovernmental Charges Transportation Service-Other Gov	AA.5630.5901-3200.2300	\$33,345	\$20,000	\$20,000	\$20,000	\$20,000
Intergovernmental Charges Transportation Service-Other Gov	AA.5630.5903-3200.2300	\$5,636	\$10,000	\$10,000	\$10,000	\$10,000
Intergovernmental Charges Transportation Service-Other Gov	AA.5630.5904-3200.2300	\$6,131	\$50,000	\$50,000	\$50,000	\$50,000
Intergovernmental Charges Transportation Service-Other Gov	AA.5630.5905-3200.2300	\$225,000	\$225,000	\$225,000	\$225,000	\$225,000
Total Intergovernmental Charges:		\$270,111	\$305,000	\$305,000	\$305,000	\$305,000



Name	Account ID	FY2020 Actual	FY2021 Adopted Budget	FY2021 Amended Budget	FY2022 Executive Budget	FY2022 Adopted Budget
Sale of Property & Compensation for Loss						
Sale of Property & Compensation for Loss Sale of Scraps & Excess Material	AA.5630.5901- 3270.2650	\$700	\$1,000	\$1,000	\$1,000	\$1,000
Sale of Property & Compensation for Loss Sales of Equipment	AA.5630.5901- 3270.2665	\$5,412	\$1,000	\$1,000	\$1,000	\$1,000
Sale of Property & Compensation for Loss Insurance Recoveries	AA.5630.5901- 3270.2680	\$0	\$1,000	\$1,000	\$1,000	\$1,000
Total Sale of Property & Compensation for Loss:		\$6,112	\$3,000	\$3,000	\$3,000	\$3,000
State Aid						
State Aid Other Transportation	AA.5630.5901- 3300.3589	\$705,982	\$1,000,000	\$1,000,000	\$1,000,000	\$1,000,000
State Aid Other Transportation	AA.5630.5903- 3300.3589	\$675,713	\$400,000	\$400,000	\$465,825	\$465,825
State Aid Other Transportation	AA.5630.5904- 3300.3589	\$89,991	\$50,000	\$50,000	\$113,429	\$113,429
State Aid Other Transportation	AA.5630.5905- 3300.3589	\$97,538	\$60,000	\$60,000	\$65,000	\$65,000
Total State Aid:		\$1,569,225	\$1,510,000	\$1,510,000	\$1,644,254	\$1,644,254
Federal Aid						
Federal Aid Other-Transportaion	AA.5630.5901- 3400.4589	\$4,498,088	\$2,950,000	\$2,950,000	\$3,000,000	\$3,000,000
Federal Aid Other-Transportaion	AA.5630.5905- 3400.4589	\$0	\$150,000	\$150,000	\$170,000	\$170,000
Total Federal Aid:		\$4,498,088	\$3,100,000	\$3,100,000	\$3,170,000	\$3,170,000
Intra-fund Revenues						
Intra-fund Revenues Inter-departmental Revenues	AA.5630.5901- 3600.2802	\$46,035	\$65,000	\$65,000	\$97,500	\$97,500
Total Intra-fund Revenues:		\$46,035	\$65,000	\$65,000	\$97,500	\$97,500
Total Revenue Source:		\$6,586,114	\$5,273,000	\$5,273,000	\$5,509,754	\$5,509,754



Department Position Summary - UCAT (5630) - Page 1

A5630		UCAT			
Division	Position #	Title	2021 Adopted	2022 Executive Recommended	2022 Adopted
5901					
	56301002	DIR PUB TR	82,032	84,175	84,175
	56301035	BUS DRIVER	48,442	53,394	53,394
	56301040	BUS DRIVER	41,318	46,763	46,763
	56301101	BUS DRIVER	50,613	55,557	55,557
	56301102	BUS DRIVER	47,523	52,478	52,478
	56301103	BUS DRIVER	48,442	53,394	53,394
	56301104	BUS DRIVER	48,442	53,394	53,394
	56301105	BUS DRIVER	44,674	50,351	50,351
	56301106	AUT MEC II	53,766	59,167	59,167
	56301151	DEP DIR PT	69,353	71,162	71,162
	56301155	BUS DRIVER	47,523	53,313	53,313
	56301160	BUS DRIVER	42,919	48,455	48,455
	56301161	BUS DRIVER	38,649	44,550	44,550
	56301162	BUS DRIVER	48,442	53,394	53,394
	56301164	BUS DRIVER	39,856	45,607	45,607
	56301165	BUS DRIVER	47,523	52,897	52,897
	56301166	BUS DRIV/D	46,168	51,002	51,002
	56301167	BUS DRIV/D	49,298	54,246	54,246
	56301168	BUS DRIVER	49,298	54,881	54,881
	56301169	BUS DRIVER	49,298	54,246	54,246
	56301171	BUS DRIV/D	42,436	47,976	47,976
	56301172	BUS DRIV/D	50,613	55,632	55,632
	56301180	LD AUT MEC	62,661	57,746	57,746
	56301181	AUT MEC II	52,242	57,533	57,533
	56301185	AUT MEC II	38,225	50,852	50,852
	56301186	SR BS DISP	51,323	56,618	56,618
	56301187	ADM AIDE/T	53,098	0	0
	56301187	ADM AST/TYP	0	65,250	65,250
	56301188	ACC CLK/T	41,032	46,518	46,518
	56301189	PT DISP TR	53,098	65,250	65,250
	56301190	PT COORD	66,588	73,986	73,986
	56301192	BUS DRIVER	40,936	46,387	46,387
	56301193	BUS DRIVER	49,255	54,246	54,246
	56301195	PT GRT/PRC	66,210	72,675	72,675
	56301196	TR CRD AST	42,407	53,581	53,581
	56301198	AUT MEC II	45,056	46,696	46,696
	56301199	LD AUT MEC	56,460	62,194	62,194
	56301200	PT M&S CRD	64,436	71,436	71,436
	56301202	BUS DRIV/D	40,959	46,410	46,410
	56301203	BUS DRIVER	48,079	53,394	53,394
	56301204	BUS DRIVER	41,908	47,343	47,343



Department Position Summary - UCAT (5630) - Page 2

A5630		UCAT			
Division	Position #	Title	2021 Adopted	2022 Executive Recommended	2022 Adopted
5901	56301206	BUS DRIVER	40,931	46,387	46,387
	56301207	BUS DRIVER	48,442	53,394	53,394
	56301310	BUS DRIVER	46,515	52,478	52,478
	56301311	BUS DRIVER	<u>44,962</u>	<u>44,430</u>	<u>44,430</u>
	Total Full Time Salary		2,181,451	2,420,838	2,420,838
	Other Part Time Pay		<u>224,845</u>	<u>273,000</u>	<u>273,000</u>
	Division Total		<u>2,406,296</u>	<u>2,693,838</u>	<u>2,693,838</u>
5903	56301130	BUS DRIVER	42,563	46,503	46,503
	56301170	BUS DISP	45,421	50,956	50,956
	56301205	BUS DRIVER	45,748	51,002	51,002
	56301312	BUS DRIVER	51,594	56,534	56,534
	56301313	BUS DRIVER	<u>42,563</u>	<u>48,130</u>	<u>48,130</u>
	Total Full Time Salary		227,889	253,125	253,125
	Other Part Time Pay		<u>94,216</u>	<u>92,650</u>	<u>92,650</u>
	Division Total		<u>322,105</u>	<u>345,775</u>	<u>345,775</u>
5904	56301163	BUS DRIVER	49,298	54,246	54,246
	56301197	BUS DRIVER	<u>42,563</u>	<u>48,130</u>	<u>48,130</u>
	Total Full Time Salary		91,861	102,376	102,376
	Other Part Time Pay		<u>38,758</u>	<u>48,400</u>	<u>48,400</u>
	Division Total		<u>130,619</u>	<u>150,776</u>	<u>150,776</u>
5905	56301036	BUS DRIVER	45,467	50,994	50,994
	56301037	BUS DRIVER	42,376	47,899	47,899
	56301038	BUS DRIVER	42,376	47,899	47,899
	56301039	BUS DRIVER	41,318	46,763	46,763
	56301041	BUS DRIVER	41,318	46,763	46,763
	56301042	BUS DRIVER/DISP	50,613	56,301	56,301
	56301043	BUS DISP	40,959	46,410	46,410
	56301044	AUT MECH/HLP	35,642	41,317	41,317
	56301191	PT DISP/OP COORD	<u>65,354</u>	<u>71,802</u>	<u>71,802</u>



Department Position Summary - UCAT (5630) - Page 3

A5630		UCAT			
Division	Position #	Title	2021 Adopted	2022 Executive Recommended	2022 Adopted
5905					
		Total Full Time Salary	405,423	456,148	456,148
		Other Part Time Pay	<u>37,686</u>	<u>40,250</u>	<u>40,250</u>
		Division Total	<u>443,109</u>	<u>496,398</u>	<u>496,398</u>
		Department Total	3,302,129	3,686,787	3,686,787
		Total Benefited Employees	60	60	60

PL Notes:

56301187 - Title Change



Veteran's (6510)

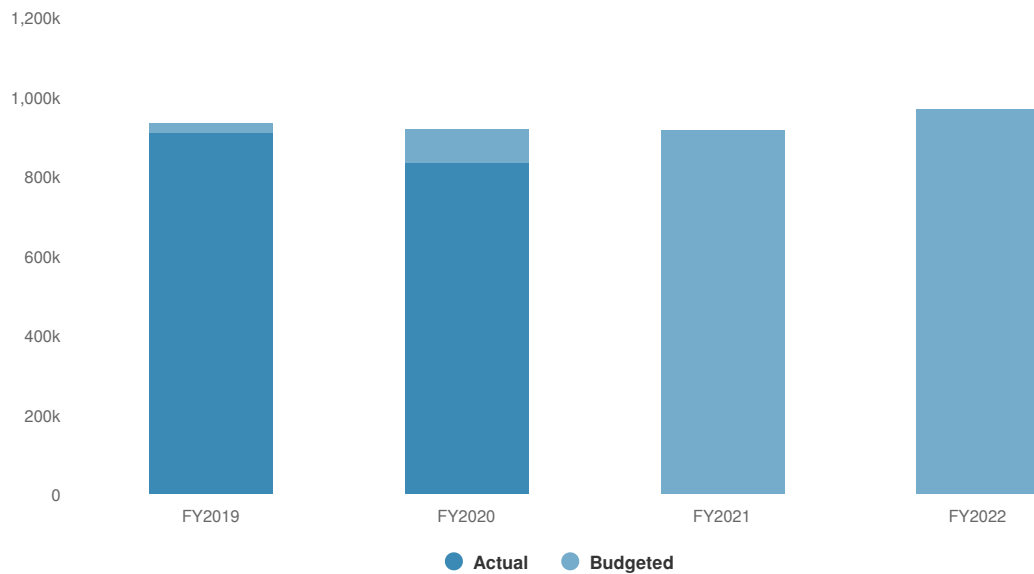
Mark Cozzupoli
Director

Expenditures Summary

The Expenditures Summary provides a comparison between the 2022 Adopted Budget and the 2021 Amended Budget.

\$968,112 **\$51,683**
(5.64% vs. prior year)

Veteran's (6510) Proposed and Historical Budget vs. Actual



Expenditures by Division and/or Account

This section provides expenditures by division and account to provide the necessary detail required as part of the Adopted Budget.

Name	Account ID	FY2020 Actual	FY2021 Adopted Budget	FY2021 Amended Budget	FY2022 Executive Budget	FY2022 Adopted Budget
Expenditures						
Economic Assistance and Opportunity						
Veterans Services						
Regular Pay Regular Pay	AA.6510.2820-1300.1300	\$359,066	\$374,717	\$386,379	\$413,206	\$413,206
Part Time Pay Part Time Pay	AA.6510.2820-1400.1400	\$78,018	\$95,516	\$95,516	\$117,493	\$117,493
Contractual Pays Longevity Pay	AA.6510.2820-1420.1440	\$730	\$2,750	\$2,750	\$4,500	\$4,500
Contractual Pays Retro Pay	AA.6510.2820-1420.1465			\$6,500		\$0
Supplies Auto Fuel	AA.6510.2820-4000.4000	\$6,988	\$8,500	\$12,000	\$15,000	\$15,000
Supplies Auto Parts	AA.6510.2820-4000.4005	\$0	\$500	\$500	\$500	\$500
Supplies Office	AA.6510.2820-4000.4025	\$1,125	\$1,000	\$1,197	\$1,500	\$1,500
Supplies Other General	AA.6510.2820-4000.4030	\$100	\$200	\$425	\$500	\$500
Professional Services Burial	AA.6510.2820-4300.4335	\$82,711	\$95,000	\$95,000	\$95,000	\$95,000
Professional Services Legal	AA.6510.2820-4300.4430	\$0	\$2,000	\$0	\$3,000	\$3,000
Conference Expenses Con Exp	AA.6510.2820-4580.4580	\$0	\$1,800	\$0	\$2,500	\$2,500
Travel Trvl	AA.6510.2820-4590.4590	\$1,923	\$4,700	\$4,700	\$4,700	\$4,700
Misc Contractual Expense Burial Plot	AA.6510.2820-4600.4600	\$45,260	\$65,000	\$65,000	\$65,000	\$65,000
Misc Contractual Expense Licenses & Certifications	AA.6510.2820-4600.4620	\$75	\$120	\$120	\$120	\$120
Misc Contractual Expense Memberships	AA.6510.2820-4600.4625	\$120	\$120	\$120	\$185	\$185
Misc Contractual Expense Periodicals	AA.6510.2820-4600.4635	\$541	\$500	\$500	\$500	\$500
Misc Contractual Expense Other	AA.6510.2820-4600.4660	\$29,478	\$12,000	\$12,300	\$8,000	\$8,000
Retirement Ret	AA.6510.2820-8000.8000	\$65,012	\$67,397	\$67,397	\$57,423	\$57,423
Retirement Retirement - VDC	AA.6510.2820-8000.8001	\$7,192	\$0	\$0		\$0
Social Security/FICA SS/FICA	AA.6510.2820-8010.8010	\$33,170	\$36,184	\$36,184	\$40,943	\$40,943
Health Insurance Dental	AA.6510.2820-8020.8020	\$5,406	\$6,475	\$6,475	\$6,851	\$6,851

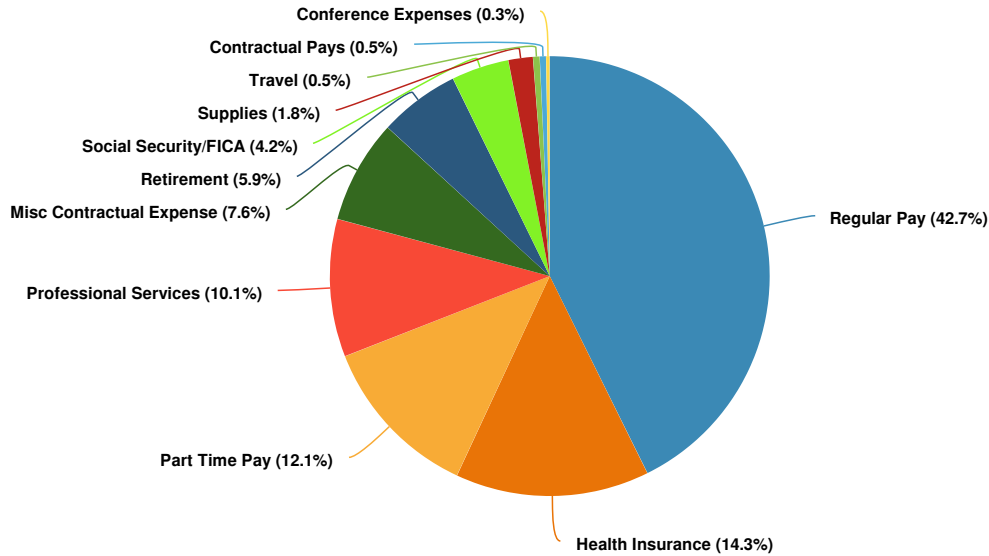


Name	Account ID	FY2020 Actual	FY2021 Adopted Budget	FY2021 Amended Budget	FY2022 Executive Budget	FY2022 Adopted Budget
Health Insurance Hospital & Medical	AA.6510.2820- 8020.8035	\$114,587	\$122,459	\$122,459	\$130,232	\$130,232
Health Insurance Optical	AA.6510.2820- 8020.8055	\$1,239	\$907	\$907	\$959	\$959
Total Veterans Services:		\$832,741	\$897,845	\$916,429	\$968,112	\$968,112
Total Economic Assistance and Opportunity:		\$832,741	\$897,845	\$916,429	\$968,112	\$968,112
Total Expenditures:		\$832,741	\$897,845	\$916,429	\$968,112	\$968,112

Expenditures by Expense Type

This section provides a summary of expenditures by type to provide context on categorical spending.

Budgeted Expenditures by Expense Type



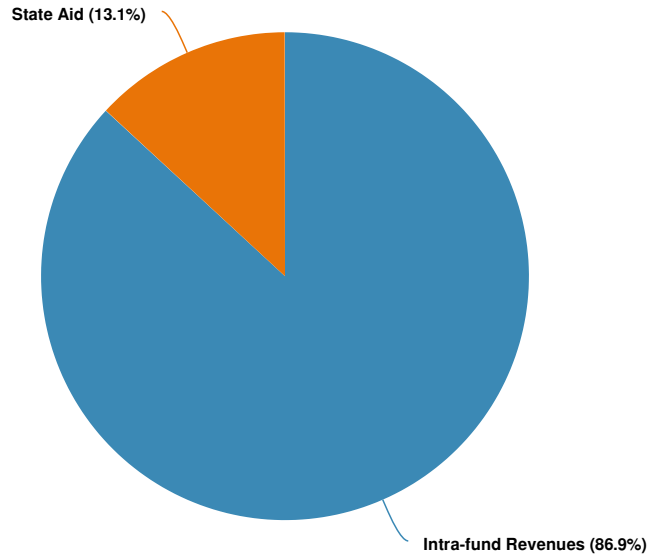
Name	FY2020 Actual	FY2021 Adopted Budget	FY2021 Amended Budget	FY2022 Executive Budget	FY2022 Adopted Budget
Expense Objects					
Regular Pay	\$359,066	\$374,717	\$386,379	\$413,206	\$413,206
Part Time Pay	\$78,018	\$95,516	\$95,516	\$117,493	\$117,493
Contractual Pays	\$730	\$2,750	\$9,250	\$4,500	\$4,500
Supplies	\$8,212	\$10,200	\$14,122	\$17,500	\$17,500
Professional Services	\$82,711	\$97,000	\$95,000	\$98,000	\$98,000
Conference Expenses	\$0	\$1,800	\$0	\$2,500	\$2,500
Travel	\$1,923	\$4,700	\$4,700	\$4,700	\$4,700
Misc Contractual Expense	\$75,474	\$77,740	\$78,040	\$73,805	\$73,805
Retirement	\$72,204	\$67,397	\$67,397	\$57,423	\$57,423
Social Security/FICA	\$33,170	\$36,184	\$36,184	\$40,943	\$40,943
Health Insurance	\$121,232	\$129,841	\$129,841	\$138,042	\$138,042
Total Expense Objects:	\$832,741	\$897,845	\$916,429	\$968,112	\$968,112



Revenues by Source

This section provides a detailed listing of revenues by source and account.

Projected 2022 Revenues by Source



Name	Account ID	FY2020 Actual	FY2021 Adopted Budget	FY2021 Amended Budget	FY2022 Executive Budget	FY2022 Adopted Budget
Revenue Source						
Miscellaneous Local Sources						
Miscellaneous Local Sources Gifts and Donations	AA.6510.2820-3280.2705	\$200	\$0	\$0		\$0
Total Miscellaneous Local Sources:		\$200	\$0	\$0		\$0
State Aid						
State Aid Veterans Service Agencies	AA.6510.2820-3300.3710	\$96,566	\$50,000	\$50,000	\$67,000	\$67,000
Total State Aid:		\$96,566	\$50,000	\$50,000	\$67,000	\$67,000
Intra-fund Revenues						
Intra-fund Revenues Inter-departmental Revenues	AA.6510.2820-3600.2802	\$281,854	\$365,282	\$365,282	\$443,605	\$443,605
Total Intra-fund Revenues:		\$281,854	\$365,282	\$365,282	\$443,605	\$443,605
Total Revenue Source:		\$378,620	\$415,282	\$415,282	\$510,605	\$510,605



Department Position Summary - Veteran's (6510)

A6510		Veterans Services			
Division	Position #	Title	2021 Adopted	2022 Executive Recommended	2022 Adopted
2820					
	65101001	DIR VA	82,708	84,867	84,867
	65101002	DEP DIR VA	66,174	67,904	67,904
	65101010	VET BN REP	49,329	59,933	59,933
	65101100	PR ACC/CLK	43,333	48,381	48,381
	65101101	VET SRV DR	46,079	51,002	51,002
	65101151	ADM AST	48,187	54,236	54,236
	65101153	VET BN REP	<u>38,907</u>	<u>46,883</u>	<u>46,883</u>
	Total Full Time Salary		374,717	413,206	413,206
	Other Part Time Pay		<u>95,516</u>	<u>117,493</u>	<u>117,493</u>
	Division Total		<u>470,233</u>	<u>530,699</u>	<u>530,699</u>
	Department Total		470,233	530,699	530,699
	Total Benefited Employees		7	7	7



Weights and Measures (6610)

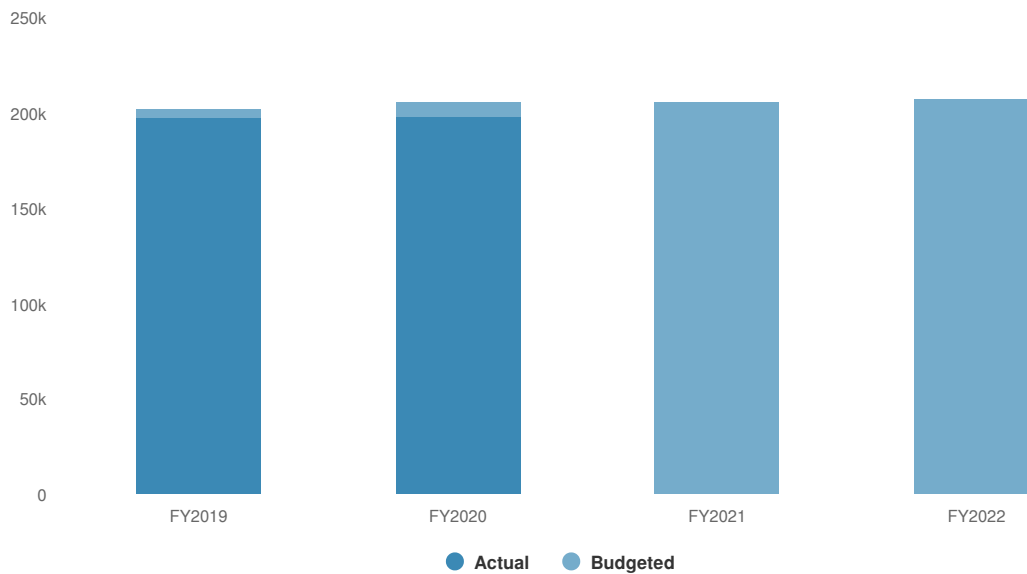
James DeGasperis
Director

Expenditures Summary

The Expenditures Summary provides a comparison between the 2022 Adopted Budget and the 2021 Amended Budget.

\$207,533 **\$1,831**
(0.89% vs. prior year)

Weights and Measures (6610) Proposed and Historical Budget vs. Actual



Expenditures by Division and/or Account

This section provides expenditures by division and account to provide the necessary detail required as part of the Adopted Budget.

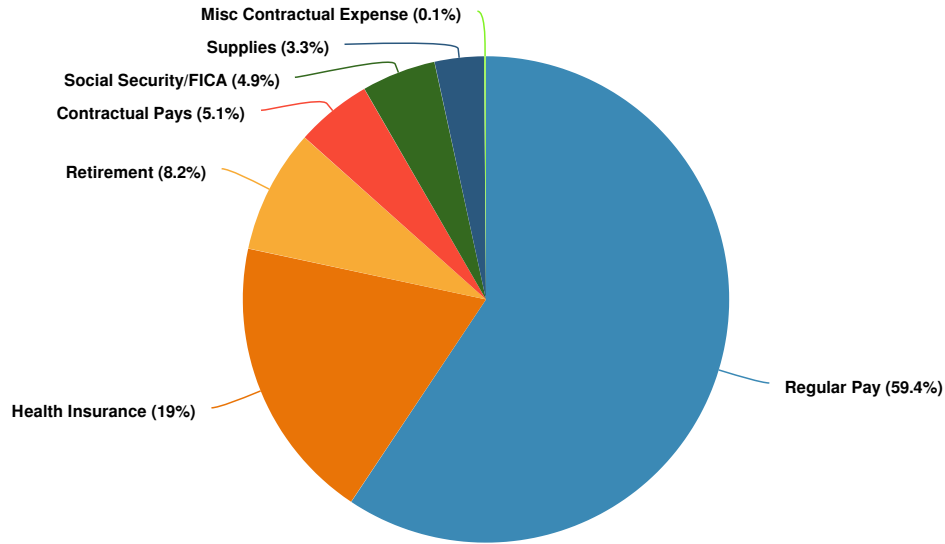
Name	Account ID	FY2020 Actual	FY2021 Adopted Budget	FY2021 Amended Budget	FY2022 Executive Budget	FY2022 Adopted Budget
Expenditures						
Economic Assistance and Opportunity						
Sealer Weights & Measures						
Sealer Weights						
Regular Pay Regular Pay	AA.6610.2840-1300.1300	\$120,512	\$120,070	\$120,070	\$123,195	\$123,195
Contractual Pays Longevity Pay	AA.6610.2840-1420.1440	\$10,500	\$10,500	\$10,500	\$10,500	\$10,500
Supplies Auto Fuel	AA.6610.2840-4000.4000	\$2,427	\$3,500	\$3,500	\$4,000	\$4,000
Supplies Office	AA.6610.2840-4000.4025	\$0	\$900	\$900	\$900	\$900
Supplies Other General	AA.6610.2840-4000.4030	\$0	\$1,300	\$1,300	\$1,300	\$1,300
Supplies Program	AA.6610.2840-4000.4040	\$254	\$500	\$500	\$600	\$600
Misc Contractual Expense Memberships	AA.6610.2840-4600.4625	\$0	\$50	\$50	\$50	\$50
Misc Contractual Expense Other	AA.6610.2840-4600.4660	\$160	\$200	\$200	\$200	\$200
Retirement Ret	AA.6610.2840-8000.8000	\$19,454	\$21,596	\$21,596	\$17,120	\$17,120
Social Security/FICA SS/FICA	AA.6610.2840-8010.8010	\$10,493	\$9,989	\$9,989	\$10,228	\$10,228
Health Insurance Dental	AA.6610.2840-8020.8020	\$1,544	\$1,850	\$1,850	\$1,957	\$1,957
Health Insurance Hospital & Medical	AA.6610.2840-8020.8035	\$32,727	\$34,988	\$34,988	\$37,209	\$37,209
Health Insurance Optical	AA.6610.2840-8020.8055	\$354	\$259	\$259	\$274	\$274
Total Sealer Weights:		\$198,425	\$205,702	\$205,702	\$207,533	\$207,533
Total Sealer Weights & Measures:		\$198,425	\$205,702	\$205,702	\$207,533	\$207,533
Total Economic Assistance and Opportunity:		\$198,425	\$205,702	\$205,702	\$207,533	\$207,533
Total Expenditures:		\$198,425	\$205,702	\$205,702	\$207,533	\$207,533



Expenditures by Expense Type

This section provides a summary of expenditures by type to provide context on categorical spending.

Budgeted Expenditures by Expense Type

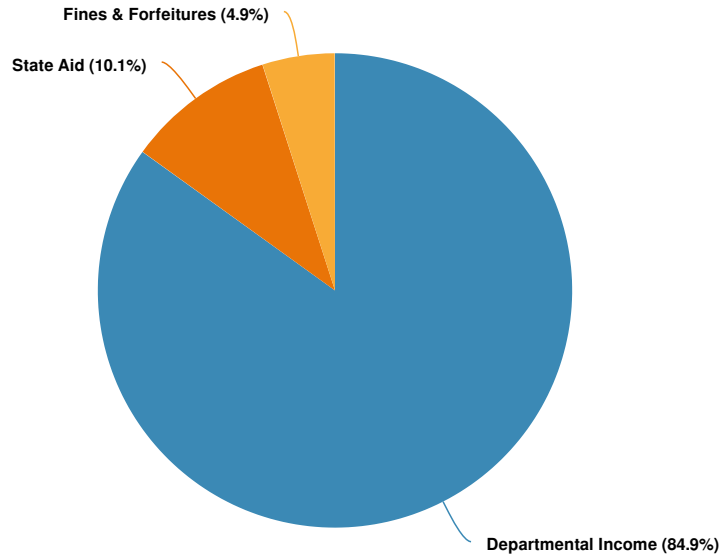


Name	FY2020 Actual	FY2021 Adopted Budget	FY2021 Amended Budget	FY2022 Executive Budget	FY2022 Adopted Budget
Expense Objects					
Regular Pay	\$120,512	\$120,070	\$120,070	\$123,195	\$123,195
Contractual Pays	\$10,500	\$10,500	\$10,500	\$10,500	\$10,500
Supplies	\$2,681	\$6,200	\$6,200	\$6,800	\$6,800
Misc Contractual Expense	\$160	\$250	\$250	\$250	\$250
Retirement	\$19,454	\$21,596	\$21,596	\$17,120	\$17,120
Social Security/FICA	\$10,493	\$9,989	\$9,989	\$10,228	\$10,228
Health Insurance	\$34,624	\$37,097	\$37,097	\$39,440	\$39,440
Total Expense Objects:	\$198,425	\$205,702	\$205,702	\$207,533	\$207,533

Revenues by Source

This section provides a detailed listing of revenues by source and account.

Projected 2022 Revenues by Source



Name	Account ID	FY2020 Actual	FY2021 Adopted Budget	FY2021 Amended Budget	FY2022 Executive Budget	FY2022 Adopted Budget
Revenue Source						
Departmental Income						
Departmental Income Sealer of Weights & Measure Fees	AA.6610.2840-3120.1962	\$88,130	\$85,000	\$85,000	\$86,000	\$86,000
Total Departmental Income:		\$88,130	\$85,000	\$85,000	\$86,000	\$86,000
Fines & Forfeitures						
Fines & Forfeitures Fines and Forfeited Bail	AA.6610.2840-3260.2610	\$500	\$5,000	\$5,000	\$5,000	\$5,000
Total Fines & Forfeitures:		\$500	\$5,000	\$5,000	\$5,000	\$5,000
State Aid						
State Aid Other - Economic Asst & Opp	AA.6610.2840-3300.3789	\$3,214	\$10,242	\$10,242	\$10,242	\$10,242
Total State Aid:		\$3,214	\$10,242	\$10,242	\$10,242	\$10,242
Total Revenue Source:		\$91,844	\$100,242	\$100,242	\$101,242	\$101,242



Department Position Summary - Weights and Measures (6610)

A6610		Weights and Measures			
Division	Position #	Title	2021 Adopted	2022 Executive Recommended	2022 Adopted
2840					
	66101001	DIR W&M	69,389	71,198	71,198
	66101050	W&M INSP	<u>50,681</u>	<u>51,997</u>	51,997
		Total Full Time Salary	120,070	123,195	123,195
		Division Total	<u>120,070</u>	<u>123,195</u>	<u>123,195</u>
		Department Total	120,070	123,195	123,195
		Total Benefited Employees	2	2	2

Youth Bureau (7310)

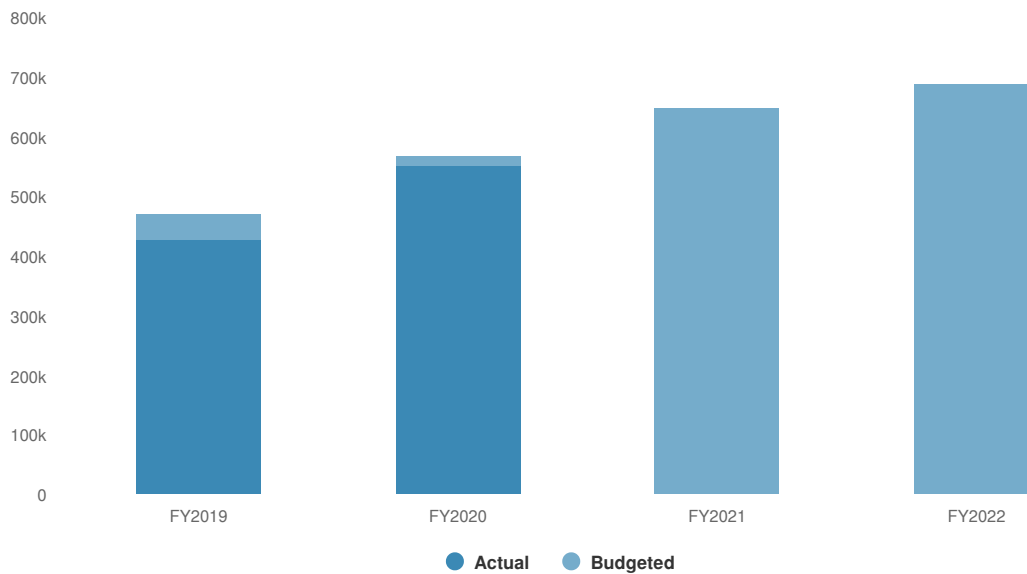
Nina Dawson
Director

Expenditures Summary

The Expenditures Summary provides a comparison between the 2022 Adopted Budget and the 2021 Amended Budget.

\$688,953 **\$38,660**
(5.95% vs. prior year)

Youth Bureau (7310) Proposed and Historical Budget vs. Actual



Expenditures by Division and/or Account

This section provides expenditures by division and account to provide the necessary detail required as part of the Adopted Budget.

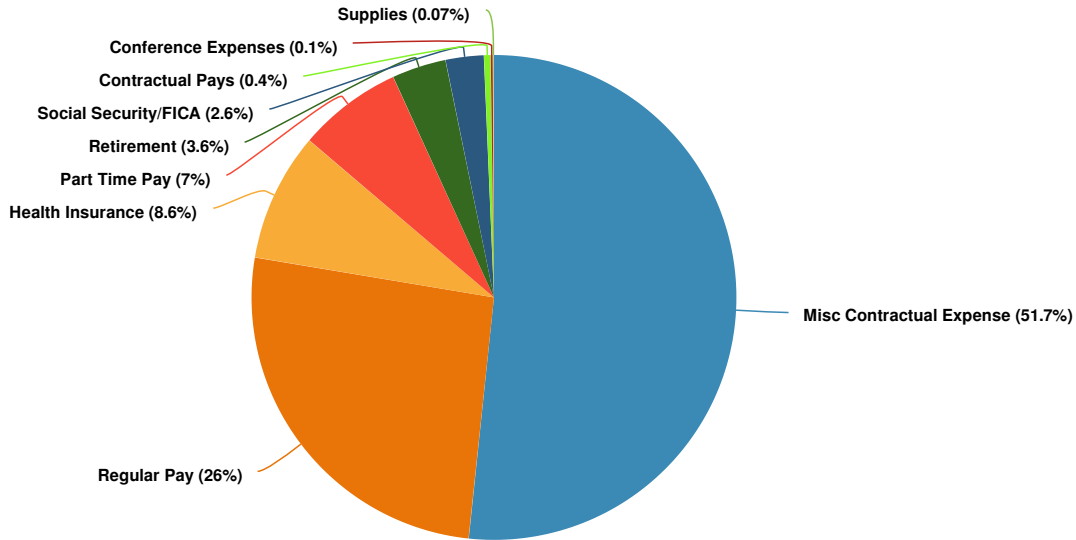
Name	Account ID	FY2020 Actual	FY2021 Adopted Budget	FY2021 Amended Budget	FY2022 Executive Budget	FY2022 Adopted Budget
Expenditures						
Culture and Recreation						
Youth Programs						
Youth Programs						
Regular Pay Regular Pay	AA.7310.3100-1300.1300	\$123,894	\$123,980	\$148,560	\$178,942	\$178,942
Part Time Pay Part Time Pay	AA.7310.3100-1400.1400	\$21,990	\$20,712	\$45,196	\$47,895	\$47,895
Contractual Pays Longevity Pay	AA.7310.3100-1420.1440	\$1,250	\$2,750	\$2,750	\$3,000	\$3,000
Contractual Pays Retro Pay	AA.7310.3100-1420.1465			\$1,650		\$0
Supplies Office	AA.7310.3100-4000.4025	\$322	\$500	\$500	\$500	\$500
Conference Expenses Con Exp	AA.7310.3100-4580.4580	\$0	\$900	\$900	\$1,000	\$1,000
Misc Contractual Expense Memberships	AA.7310.3100-4600.4625	\$0	\$400	\$400	\$400	\$400
Misc Contractual Expense Printing Service	AA.7310.3100-4600.4650	\$29	\$0	\$0		\$0
Misc Contractual Expense Recognition & Awards	AA.7310.3100-4600.4655	\$741	\$0	\$0		\$0
Retirement Ret	AA.7310.3100-8000.8000	\$21,848	\$22,299	\$26,004	\$24,868	\$24,868
Social Security/FICA SS/FICA	AA.7310.3100-8010.8010	\$11,205	\$11,280	\$14,853	\$17,583	\$17,583
Health Insurance Dental	AA.7310.3100-8020.8020	\$772	\$1,850	\$1,850	\$2,936	\$2,936
Health Insurance Hospital & Medical	AA.7310.3100-8020.8035	\$16,363	\$34,988	\$41,067	\$55,814	\$55,814
Health Insurance Optical	AA.7310.3100-8020.8055	\$177	\$259	\$259	\$411	\$411
Total Youth Programs:		\$198,592	\$219,918	\$283,989	\$333,349	\$333,349
Contracted Youth Services						
Misc Contractual Expense Postage	AA.7310.3101-4600.4645	\$125	\$0	\$0		\$0
Misc Contractual Expense Other	AA.7310.3101-4600.4660	\$351,049	\$333,804	\$366,304	\$355,604	\$355,604
Total Contracted Youth Services:		\$351,174	\$333,804	\$366,304	\$355,604	\$355,604
Total Youth Programs:		\$549,766	\$553,722	\$650,293	\$688,953	\$688,953
Total Culture and Recreation:		\$549,766	\$553,722	\$650,293	\$688,953	\$688,953
Total Expenditures:		\$549,766	\$553,722	\$650,293	\$688,953	\$688,953



Expenditures by Expense Type

This section provides a summary of expenditures by type to provide context on categorical spending.

Budgeted Expenditures by Expense Type

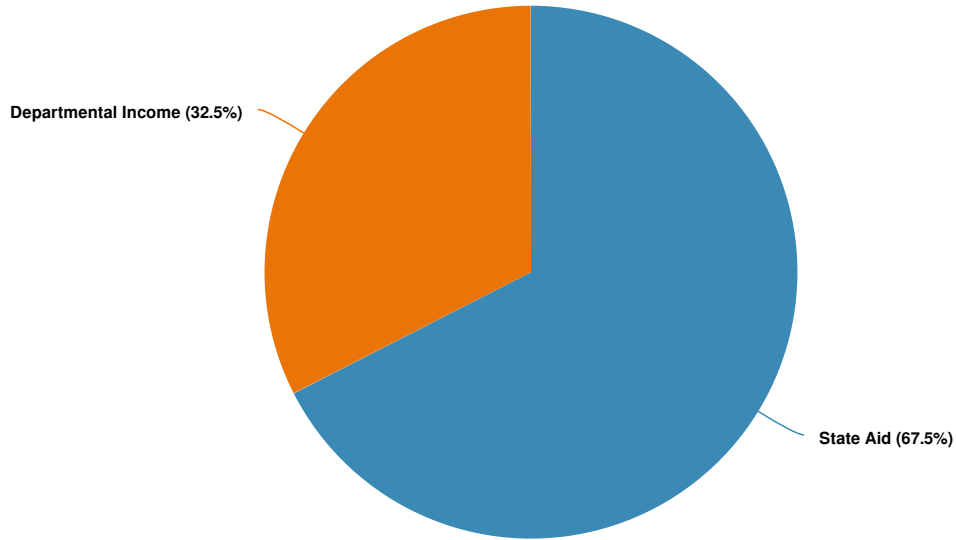


Name	FY2020 Actual	FY2021 Adopted Budget	FY2021 Amended Budget	FY2022 Executive Budget	FY2022 Adopted Budget
Expense Objects					
Regular Pay	\$123,894	\$123,980	\$148,560	\$178,942	\$178,942
Part Time Pay	\$21,990	\$20,712	\$45,196	\$47,895	\$47,895
Contractual Pays	\$1,250	\$2,750	\$4,400	\$3,000	\$3,000
Supplies	\$322	\$500	\$500	\$500	\$500
Conference Expenses	\$0	\$900	\$900	\$1,000	\$1,000
Misc Contractual Expense	\$351,944	\$334,204	\$366,704	\$356,004	\$356,004
Retirement	\$21,848	\$22,299	\$26,004	\$24,868	\$24,868
Social Security/FICA	\$11,205	\$11,280	\$14,853	\$17,583	\$17,583
Health Insurance	\$17,312	\$37,097	\$43,176	\$59,161	\$59,161
Total Expense Objects:	\$549,766	\$553,722	\$650,293	\$688,953	\$688,953

Revenues by Source

This section provides a detailed listing of revenues by source and account.

Projected 2022 Revenues by Source



Name	Account ID	FY2020 Actual	FY2021 Adopted Budget	FY2021 Amended Budget	FY2022 Executive Budget	FY2022 Adopted Budget
Revenue Source						
Departmental Income						
Departmental Income Other Culture & Recreation Inc	AA.7310.3100-3120.2089	\$84,649	\$76,520	\$136,571	\$124,818	\$124,818
Total Departmental Income:		\$84,649	\$76,520	\$136,571	\$124,818	\$124,818
State Aid						
State Aid Youth Programs	AA.7310.3100-3300.3820	\$29,286	\$17,714	\$17,714	\$17,714	\$17,714
State Aid Youth Programs	AA.7310.3101-3300.3820	\$0	\$245,178	\$270,178	\$241,443	\$241,443
Total State Aid:		\$29,286	\$262,892	\$287,892	\$259,157	\$259,157
Total Revenue Source:		\$113,935	\$339,412	\$424,463	\$383,975	\$383,975

Department Position Summary - Youth Bureau (7310)

A7310		Youth Programs			
Division	Position #	Title	2021 Adopted	2022 Executive Recommended	2022 Adopted
3100					
	73101001	DIR YTH BU	73,573	75,494	75,494
	73101012	AST YTH BU CRD	50,407	51,724	51,724
	73101015	AST YTH BU CRD	<u>0</u>	<u>51,724</u>	<u>51,724</u>
	Total Full Time Salary		123,980	178,942	178,942
	Other Part Time Pay		<u>20,712</u>	<u>47,895</u>	<u>47,895</u>
	Division Total		<u>144,692</u>	<u>226,837</u>	<u>226,837</u>
	Department Total		144,692	226,837	226,837



Legislative Board (1010)

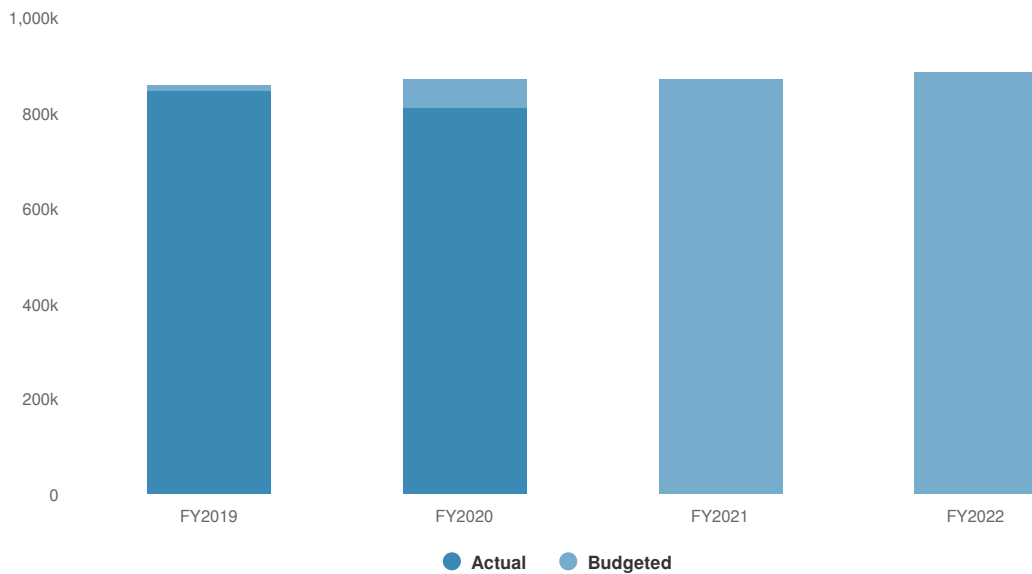
Tracey A. Bartels
Chairwoman

Expenditures Summary

The Expenditures Summary provides a comparison between the 2022 Adopted Budget and the 2021 Amended Budget.

\$885,359 **\$13,231**
(1.52% vs. prior year)

Legislature - Legislative Board (1010) Proposed and Historical Budget vs. Actual



Expenditures by Division and/or Account

This section provides expenditures by division and account to provide the necessary detail required as part of the Adopted Budget.

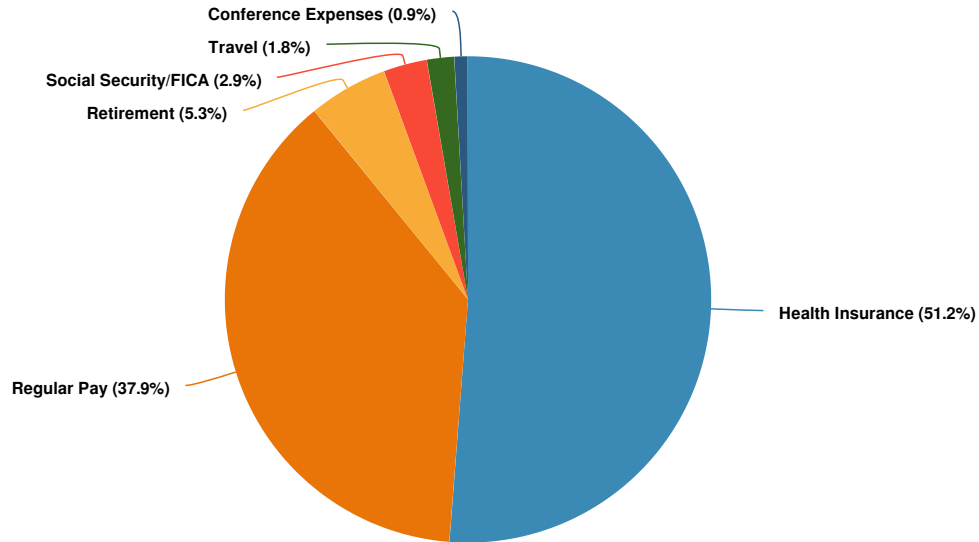
Name	Account ID	FY2020 Actual	FY2021 Adopted Budget	FY2021 Amended Budget	FY2022 Executive Budget	FY2022 Adopted Budget
Expenditures						
General Government						
Legislative Board						
Regular Pay Regular Pay	AA.1010.1001-1300.1300	\$335,501	\$335,500	\$335,500	\$335,500	\$335,500
Conference Expenses Con Exp	AA.1010.1001-4580.4580	\$7,436	\$8,000	\$8,000	\$8,000	\$8,000
Travel Trvl	AA.1010.1001-4590.4590	\$590	\$16,000	\$16,000	\$16,000	\$16,000
Retirement Ret	AA.1010.1001-8000.8000	\$49,820	\$60,343	\$60,343	\$46,625	\$46,625
Social Security/FICA SS/FICA	AA.1010.1001-8010.8010	\$21,183	\$25,666	\$25,666	\$25,666	\$25,666
Health Insurance Dental	AA.1010.1001-8020.8020	\$17,759	\$21,274	\$21,274	\$22,510	\$22,510
Health Insurance Hospital & Medical	AA.1010.1001-8020.8035	\$376,466	\$402,366	\$402,366	\$427,906	\$427,906
Health Insurance Optical	AA.1010.1001-8020.8055	\$4,072	\$2,979	\$2,979	\$3,152	\$3,152
Total Legislative Board:		\$812,828	\$872,128	\$872,128	\$885,359	\$885,359
Total General Government:		\$812,828	\$872,128	\$872,128	\$885,359	\$885,359
Total Expenditures:		\$812,828	\$872,128	\$872,128	\$885,359	\$885,359



Expenditures by Expense Type

This section provides a summary of expenditures by type to provide context on categorical spending.

Budgeted Expenditures by Expense Type

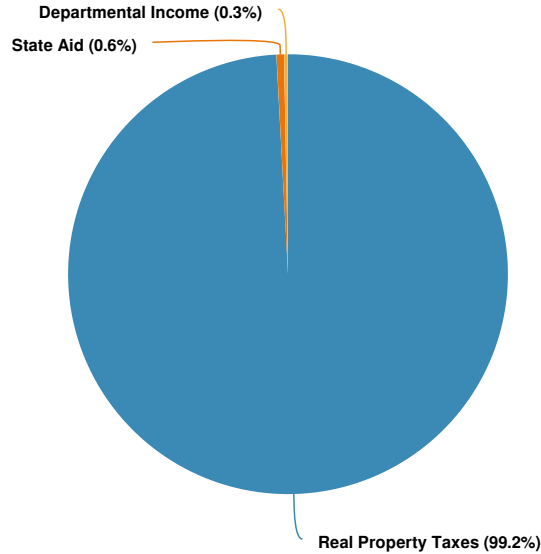


Name	FY2020 Actual	FY2021 Adopted Budget	FY2021 Amended Budget	FY2022 Executive Budget	FY2022 Adopted Budget
Expense Objects					
Regular Pay	\$335,501	\$335,500	\$335,500	\$335,500	\$335,500
Conference Expenses	\$7,436	\$8,000	\$8,000	\$8,000	\$8,000
Travel	\$590	\$16,000	\$16,000	\$16,000	\$16,000
Retirement	\$49,820	\$60,343	\$60,343	\$46,625	\$46,625
Social Security/FICA	\$21,183	\$25,666	\$25,666	\$25,666	\$25,666
Health Insurance	\$398,298	\$426,619	\$426,619	\$453,568	\$453,568
Total Expense Objects:	\$812,828	\$872,128	\$872,128	\$885,359	\$885,359

Revenues by Source

This section provides a detailed listing of revenues by source and account.

Projected 2022 Revenues by Source



Name	Account ID	FY2020 Actual	FY2021 Adopted Budget	FY2021 Amended Budget	FY2022 Executive Budget	FY2022 Adopted Budget
Revenue Source						
Real Property Taxes						
Real Property Taxes Tax Levy	AA.1010.1001-3000.1001	\$47,123,633	\$55,237,561	\$55,237,561	\$46,645,824	\$46,645,824
Real Property Taxes Deferred Property Tax Revenue	AA.1010.1001-3000.1003	\$0	-\$750,000	-\$750,000	-\$1,000,000	-\$1,000,000
Total Real Property Taxes:		\$47,123,633	\$54,487,561	\$54,487,561	\$45,645,824	\$45,645,824
Departmental Income						
Departmental Income Other Culture & Recreation Inc	AA.7310.3100-3120.2089	\$84,649	\$76,520	\$136,571	\$124,818	\$124,818
Total Departmental Income:		\$84,649	\$76,520	\$136,571	\$124,818	\$124,818
State Aid						
State Aid Youth Programs	AA.7310.3100-3300.3820	\$29,286	\$17,714	\$17,714	\$17,714	\$17,714
State Aid Youth Programs	AA.7310.3101-3300.3820	\$0	\$245,178	\$270,178	\$241,443	\$241,443
Total State Aid:		\$29,286	\$262,892	\$287,892	\$259,157	\$259,157
Total Revenue Source:		\$47,237,568	\$54,826,973	\$54,912,024	\$46,029,799	\$46,029,799



Department Position Summary - Legislative Board (1010)

[illegible]

Clerk of Legislative Board (1040)

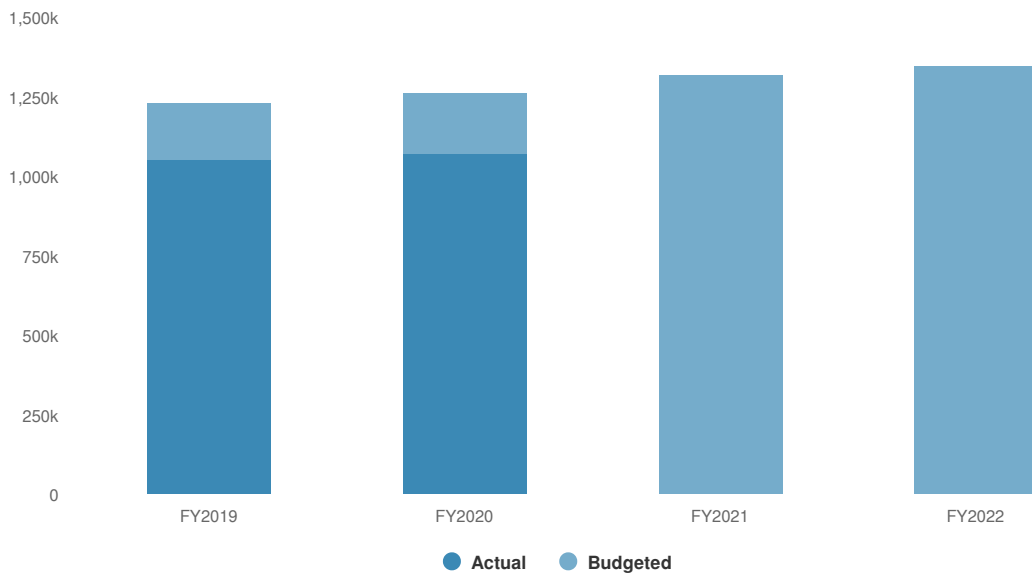
Victoria A. Fabella
Clerk of the Legislature

Expenditures Summary

The Expenditures Summary provides a comparison between the 2022 Adopted Budget and the 2021 Amended Budget.

\$1,348,997 **\$26,704**
(2.02% vs. prior year)

Legislature - Clerk of Legislature (1040) Proposed and Historical Budget vs. Actual



Expenditures by Division and/or Account

This section provides expenditures by division and account to provide the necessary detail required as part of the Adopted Budget.

Name	Account ID	FY2020 Actual	FY2021 Adopted Budget	FY2021 Amended Budget	FY2022 Executive Budget	FY2022 Adopted Budget
Expenditures						
General Government						
Clerk of Legislative Board						
Regular Pay Regular Pay	AA.1040.1006-1300.1300	\$465,614	\$473,619	\$473,619	\$485,956	\$485,956
Part Time Pay Part Time Pay	AA.1040.1006-1400.1400	\$112,495	\$113,904	\$113,904	\$116,829	\$116,829
Contractual Pays Longevity Pay	AA.1040.1006-1420.1440	\$14,500	\$15,750	\$15,750	\$17,250	\$17,250
Office Equipment Office Equipment	AA.1040.1006-2000.2000	\$0	\$3,000	\$0	\$3,000	\$3,000
Supplies Office	AA.1040.1006-4000.4025	\$1,928	\$6,000	\$6,880	\$6,000	\$6,000
Professional Services Accounting/Auditing	AA.1040.1006-4300.4315	\$115,620	\$230,000	\$234,580	\$230,000	\$230,005
Professional Services Advertising	AA.1040.1006-4300.4325	\$20,445	\$10,000	\$10,000	\$19,800	\$19,800
Professional Services Other Fees	AA.1040.1006-4300.4505	\$27,113	\$76,212	\$76,212	\$79,880	\$79,880
Travel Trvl	AA.1040.1006-4590.4590	\$0	\$300	\$300	\$300	\$300
Misc Contractual Expense Memberships	AA.1040.1006-4600.4625	\$721	\$878	\$878	\$850	\$850
Misc Contractual Expense Periodicals	AA.1040.1006-4600.4635	\$8,232	\$8,657	\$16,433	\$9,121	\$9,121
Misc Contractual Expense Postage	AA.1040.1006-4600.4645	\$0	\$100	\$100	\$100	\$100
Misc Contractual Expense Printing Service	AA.1040.1006-4600.4650	\$11,903	\$26,500	\$33,327	\$26,500	\$26,500
Misc Contractual Expense Other	AA.1040.1006-4600.4660			\$0	\$25,000	\$25,000
Maintenance Repair & Maintenance - Equipment	AA.1040.1006-4690.4695			\$3,000		\$0
Retirement Ret	AA.1040.1006-8000.8000	\$87,998	\$105,673	\$105,673	\$83,769	\$83,769
Retirement Retirement - VDC	AA.1040.1006-8000.8001	\$2,636	\$0	\$0		\$0
Social Security/FICA SS/FICA	AA.1040.1006-8010.8010	\$44,219	\$46,151	\$46,151	\$47,433	\$47,433
Health Insurance Dental	AA.1040.1006-8020.8020	\$6,949	\$9,249	\$9,249	\$9,787	\$9,787
Health Insurance Hospital & Medical	AA.1040.1006-8020.8035	\$147,314	\$174,942	\$174,942	\$186,046	\$186,046
Health Insurance Optical	AA.1040.1006-8020.8055	\$1,593	\$1,295	\$1,295	\$1,371	\$1,371
Total Clerk of Legislative Board:		\$1,069,283	\$1,302,230	\$1,322,293	\$1,348,992	\$1,348,997

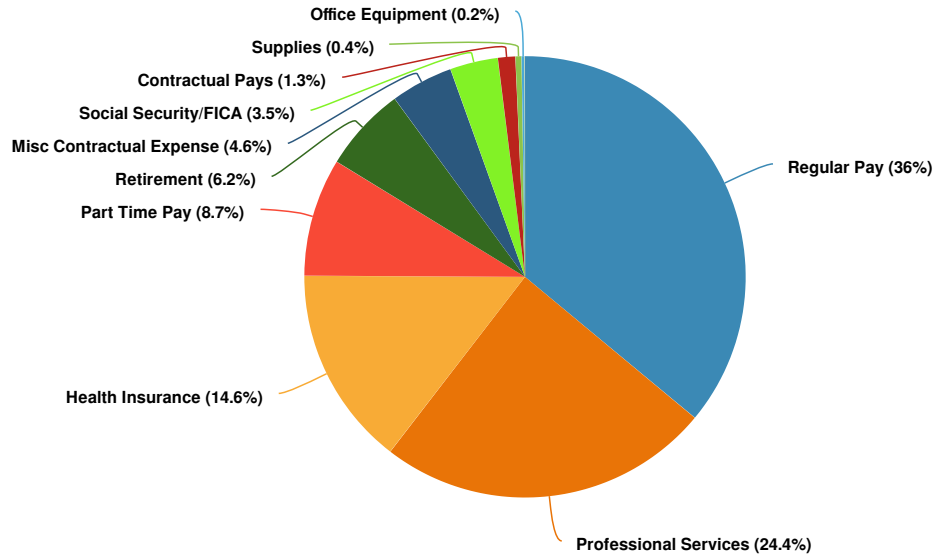


Name	Account ID	FY2020 Actual	FY2021 Adopted Budget	FY2021 Amended Budget	FY2022 Executive Budget	FY2022 Adopted Budget
Total General Government:		\$1,069,283	\$1,302,230	\$1,322,293	\$1,348,992	\$1,348,997
Total Expenditures:		\$1,069,283	\$1,302,230	\$1,322,293	\$1,348,992	\$1,348,997

Expenditures by Expense Type

This section provides a summary of expenditures by type to provide context on categorical spending.

Budgeted Expenditures by Expense Type



Name	FY2020 Actual	FY2021 Adopted Budget	FY2021 Amended Budget	FY2022 Executive Budget	FY2022 Adopted Budget
Expense Objects					
Regular Pay	\$465,614	\$473,619	\$473,619	\$485,956	\$485,956
Part Time Pay	\$112,495	\$113,904	\$113,904	\$116,829	\$116,829
Contractual Pays	\$14,500	\$15,750	\$15,750	\$17,250	\$17,250
Office Equipment	\$0	\$3,000	\$0	\$3,000	\$3,000
Supplies	\$1,928	\$6,000	\$6,880	\$6,000	\$6,000
Professional Services	\$163,179	\$316,212	\$320,792	\$329,680	\$329,685
Travel	\$0	\$300	\$300	\$300	\$300
Misc Contractual Expense	\$20,856	\$36,135	\$50,738	\$61,571	\$61,571
Maintenance			\$3,000		\$0
Retirement	\$90,635	\$105,673	\$105,673	\$83,769	\$83,769
Social Security/FICA	\$44,219	\$46,151	\$46,151	\$47,433	\$47,433
Health Insurance	\$155,857	\$185,486	\$185,486	\$197,204	\$197,204
Total Expense Objects:	\$1,069,283	\$1,302,230	\$1,322,293	\$1,348,992	\$1,348,997



Department Position Summary - Clerk of the Legislature (1040)

A1040		Clerk of Legislative Board			
Division	Position #	Title	2021 Adopted	2022 Department Request	2022 Executive Recommended
1006					
	10401010	CLERK LEG	88,518	88,179	90,824
	10401015	LEG FN ANL	72,134	71,858	74,013
	10401020	CON SEC CH	57,511	57,291	59,010
	10401050	DEP CLK LE	67,553	71,780	73,933
	10401060	SR LEG EMP	59,528	59,300	61,078
	10401101	LEG EMP	51,737	51,539	53,085
	10401105	DEP CLK/FA	<u>72,134</u>	<u>71,858</u>	<u>74,013</u>
	Total Full Time Salary		469,115	471,805	485,956
	10401110	LEG COUNS	32,598	32,473	33,446
	10401115	LEG COUNS	48,708	48,522	49,973
	10401120	MIN COUNS	<u>32,598</u>	<u>32,474</u>	<u>33,410</u>
	Benefited Part-Time Salary		113,904	113,469	116,829
	Division Total		<u>583,019</u>	<u>585,274</u>	<u>602,785</u>
	Unassigned		<u>4,504</u>	<u>0</u>	<u>0</u>
	Department Total		587,523	585,274	602,785
	Total Benefited Employees		10	10	10

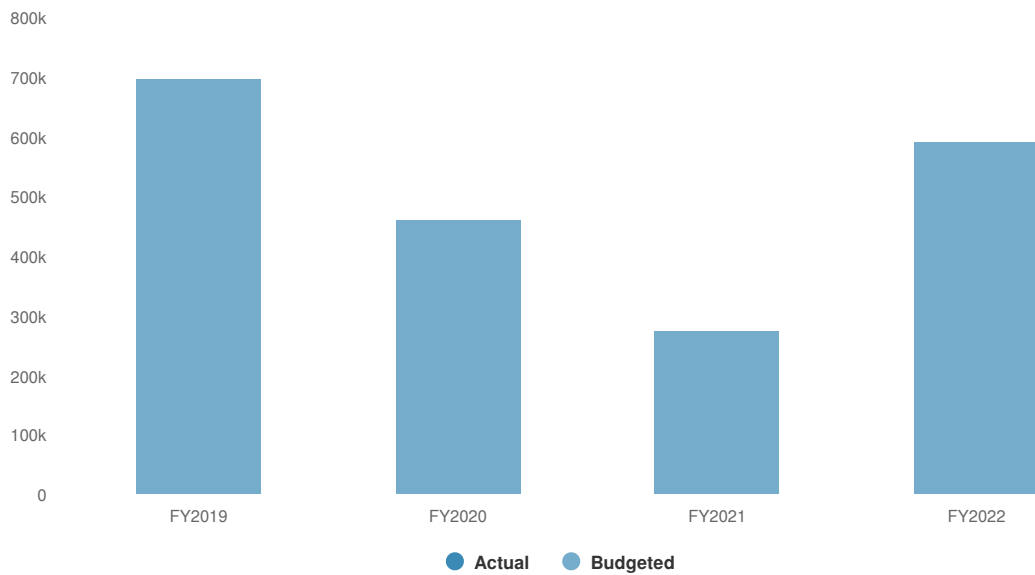
Legislature - Contingent Account (1990)

Expenditures Summary

The Expenditures Summary provides a comparison between the 2022 Adopted Budget and the 2021 Amended Budget.

\$592,191 **\$318,317**
(116.23% vs. prior year)

Legislature - Contingent Account (1990) Proposed and Historical Budget vs. Actual



Expenditures by Division and/or Account

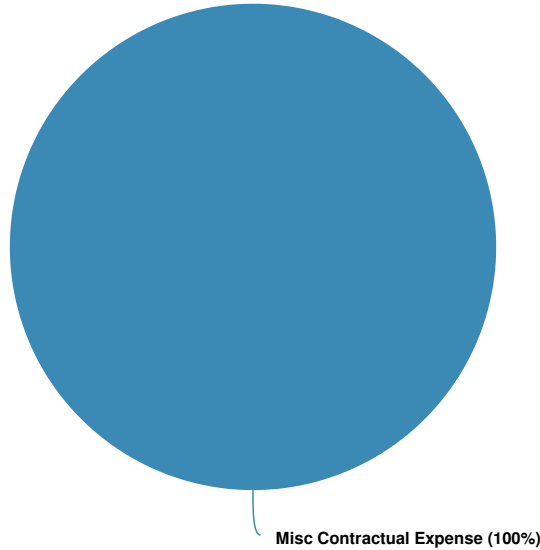
This section provides expenditures by division and account to provide the necessary detail required as part of the Adopted Budget.

Name	Account ID	FY2020 Actual	FY2021 Adopted Budget	FY2021 Amended Budget	FY2022 Executive Budget	FY2022 Adopted Budget
Expenditures						
General Government						
Contingent Account						
Misc Contractual Expense Other	AA.1990.1331-4600.4660	\$0	\$273,874	\$273,874	\$300,000	\$592,191
Total Contingent Account:		\$0	\$273,874	\$273,874	\$300,000	\$592,191
Total General Government:		\$0	\$273,874	\$273,874	\$300,000	\$592,191
Total Expenditures:		\$0	\$273,874	\$273,874	\$300,000	\$592,191

Expenditures by Expense Type

This section provides a summary of expenditures by type to provide context on categorical spending.

Budgeted Expenditures by Expense Type



Name	FY2020 Actual	FY2021 Adopted Budget	FY2021 Amended Budget	FY2022 Executive Budget	FY2022 Adopted Budget
Expense Objects					
Misc Contractual Expense	\$0	\$273,874	\$273,874	\$300,000	\$592,191
Total Expense Objects:	\$0	\$273,874	\$273,874	\$300,000	\$592,191

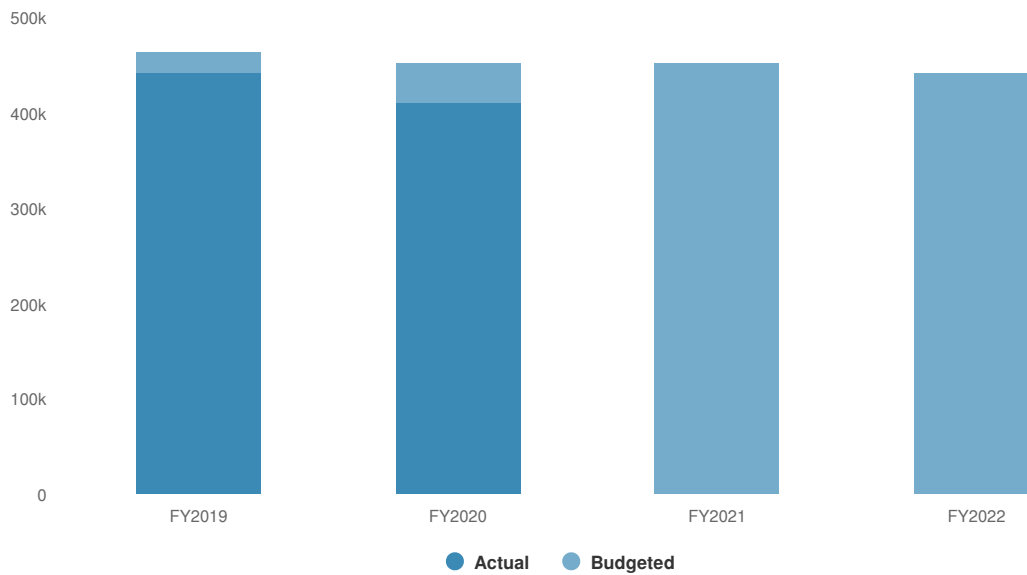
Legislature - Conservation (8710)

Expenditures Summary

The Expenditures Summary provides a comparison between the 2022 Adopted Budget and the 2021 Amended Budget.

\$441,500 **-\$12,000**
(-2.65% vs. prior year)

Legislature - Conservation (8710) Proposed and Historical Budget vs. Actual



Expenditures by Division and/or Account

This section provides expenditures by division and account to provide the necessary detail required as part of the Adopted Budget proposal.

Name	Account ID	FY2020 Actual	FY2021 Adopted Budget	FY2021 Amended Budget	FY2022 Executive Budget	FY2022 Adopted Budget
Expenditures						
Home and Community Services						
Conservation						
Soil and Water Conservation						
Misc Contractual Expense Other	AA.8710.3601-4600.4660	\$84,180	\$91,500	\$91,500	\$0	\$91,500
Total Soil and Water Conservation:		\$84,180	\$91,500	\$91,500	\$0	\$91,500
Agriculture						
Misc Contractual Expense Other	AA.8710.3602-4600.4660	\$325,800	\$362,000	\$362,000	\$0	\$350,000
Total Agriculture:		\$325,800	\$362,000	\$362,000	\$0	\$350,000
Total Conservation:		\$409,980	\$453,500	\$453,500	\$0	\$441,500
Total Home and Community Services:		\$409,980	\$453,500	\$453,500	\$0	\$441,500
Total Expenditures:		\$409,980	\$453,500	\$453,500	\$0	\$441,500

Expenditures by Expense Type

This section provides a summary of expenditures by type to provide context on categorical spending.

Name	Account ID	FY2020 Actual	FY2021 Adopted Budget	FY2021 Amended Budget	FY2022 Executive Budget	FY2022 Adopted Budget	FY2022 Budgeted
Expense Objects							
Misc Contractual Expense		\$409,980	\$453,500	\$453,500	\$0	\$441,500	\$441,500
Total Expense Objects:		\$409,980	\$453,500	\$453,500	\$0	\$441,500	\$441,500



Legislature - Board of Elections (1450)

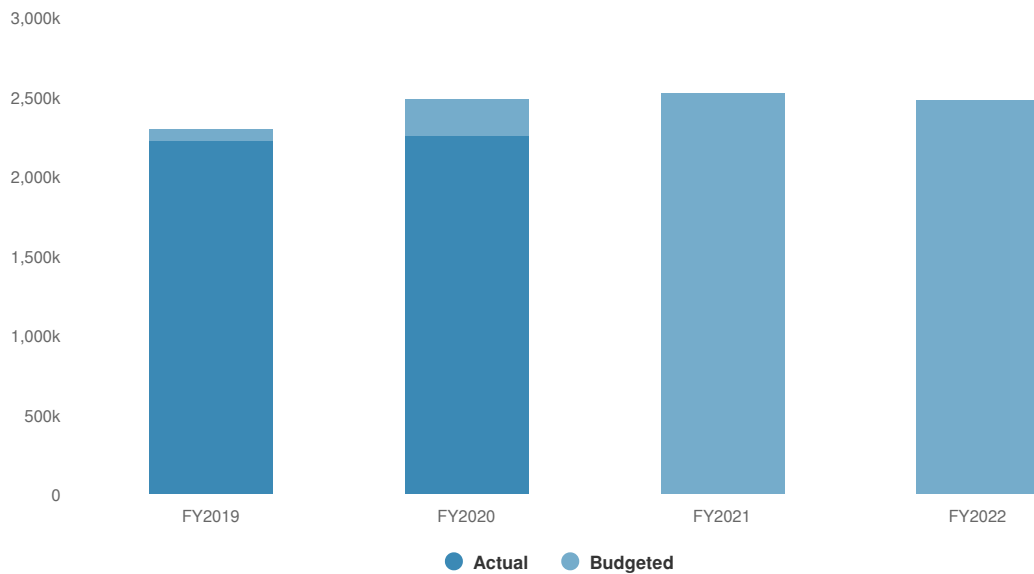
Ashley Dittus (D) and John P. Quigley (R)
Commissioners of Elections

Expenditures Summary

The Expenditures Summary provides a comparison between the 2022 Adopted Budget and the 2021 Amended Budget.

\$2,478,326 **-\$48,927**
(-1.94% vs. prior year)

Legislature - Board of Elections (1450) Proposed and Historical Budget vs. Actual



Expenditures by Division and/or Account

This section provides expenditures by division and account to provide the necessary detail required as part of the Adopted Budget.

Name	Account ID	FY2020 Actual	FY2021 Adopted Budget	FY2021 Amended Budget	FY2022 Executive Budget	FY2022 Adopted Budget
Expenditures						
General Government						
Elections						
Regular Pay Regular Pay	AA.1450.1176-1300.1300	\$714,537	\$713,352	\$713,352	\$833,664	\$833,664
Part Time Pay Part Time Pay	AA.1450.1176-1400.1400	\$403,284	\$400,320	\$400,320	\$475,000	\$475,000
Contractual Pays Longevity Pay	AA.1450.1176-1420.1440	\$27,500	\$31,250	\$31,250	\$30,750	\$30,750
Computer Equipment Computer Equipment	AA.1450.1176-2200.2200	\$9,226	\$0	\$98,003	\$0	\$0
Computer Equipment Software	AA.1450.1176-2200.2220	\$25,250	\$8,000	\$70,000	\$0	\$0
Supplies Office	AA.1450.1176-4000.4025	\$28,533	\$15,000	\$15,000	\$15,000	\$15,000
Supplies Program	AA.1450.1176-4000.4040	\$46,555	\$33,730	\$33,730	\$34,000	\$34,000
Supplies Safety	AA.1450.1176-4000.4045	\$0	\$2,500	\$250	\$2,500	\$2,500
Professional Services Advertising	AA.1450.1176-4300.4325	\$5,009	\$7,500	\$7,500	\$7,000	\$7,000
Professional Services Legal	AA.1450.1176-4300.4430			\$0	\$5,000	\$5,000
Professional Services Other Fees	AA.1450.1176-4300.4505	\$15,084	\$50,000	\$50,000	\$55,418	\$55,418
Leases/Rental Equipment	AA.1450.1176-4570.4573	\$13,568	\$13,100	\$13,100	\$13,200	\$13,200
Conference Expenses Con Exp	AA.1450.1176-4580.4580	\$148	\$4,500	\$4,950	\$4,500	\$4,500
Travel Trvl	AA.1450.1176-4590.4590	\$13,717	\$20,000	\$20,000	\$20,000	\$20,000
Misc Contractual Expense Licenses & Certifications	AA.1450.1176-4600.4620	\$39	\$250	\$250	\$500	\$500
Misc Contractual Expense Memberships	AA.1450.1176-4600.4625	\$140	\$140	\$140	\$140	\$140
Misc Contractual Expense Postage	AA.1450.1176-4600.4645	\$156,468	\$33,100	\$33,100	\$22,000	\$22,000
Misc Contractual Expense Printing Service	AA.1450.1176-4600.4650	\$207,344	\$133,350	\$133,350	\$137,350	\$137,350
Misc Contractual Expense Other	AA.1450.1176-4600.4660	\$146,611	\$364,121	\$464,234	\$327,649	\$327,649
Maintenance Repair & Maintenance - Equipment	AA.1450.1176-4690.4695	\$0	\$250	\$250	\$250	\$250
Retirement Ret	AA.1450.1176-8000.8000	\$170,072	\$128,304	\$128,304	\$115,854	\$115,854

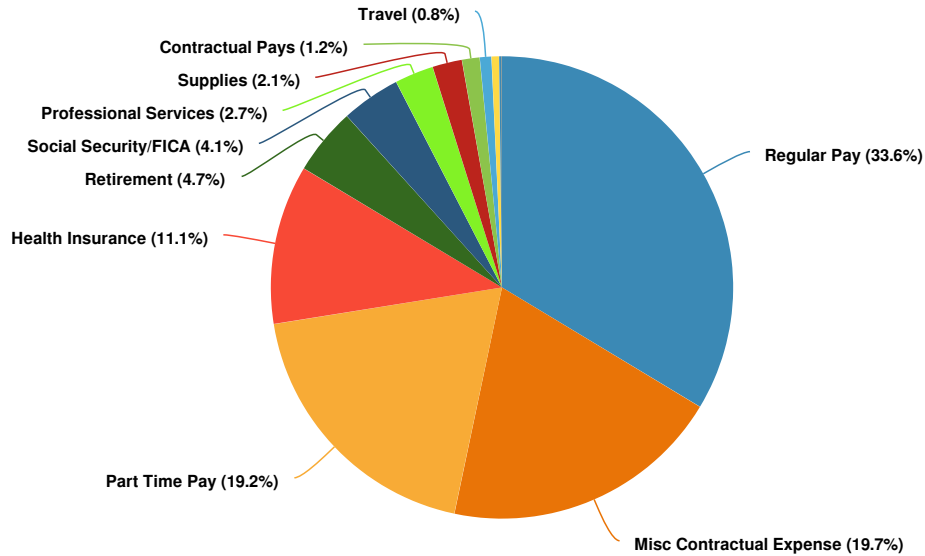


Name	Account ID	FY2020 Actual	FY2021 Adopted Budget	FY2021 Amended Budget	FY2022 Executive Budget	FY2022 Adopted Budget
Social Security/FICA SS/FICA	AA.1450.1176- 8010.8010	\$63,202	\$87,587	\$87,587	\$102,465	\$102,465
Health Insurance Dental	AA.1450.1176- 8020.8020	\$9,266	\$11,099	\$11,099	\$13,702	\$13,702
Health Insurance Hospital & Medical	AA.1450.1176- 8020.8035	\$196,426	\$209,930	\$209,930	\$260,465	\$260,465
Health Insurance Optical	AA.1450.1176- 8020.8055	\$2,125	\$1,554	\$1,554	\$1,919	\$1,919
Total Elections:		\$2,254,104	\$2,268,937	\$2,527,253	\$2,478,326	\$2,478,326
Total General Government:		\$2,254,104	\$2,268,937	\$2,527,253	\$2,478,326	\$2,478,326
Total Expenditures:		\$2,254,104	\$2,268,937	\$2,527,253	\$2,478,326	\$2,478,326

Expenditures by Expense Type

This section provides a summary of expenditures by type to provide context on categorical spending.

Budgeted Expenditures by Expense Type



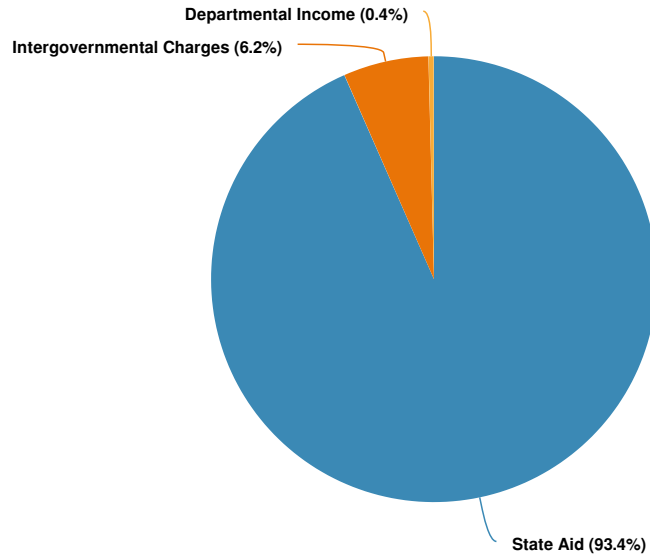
Name	FY2020 Actual	FY2021 Adopted Budget	FY2021 Amended Budget	FY2022 Executive Budget	FY2022 Adopted Budget
Expense Objects					
Regular Pay	\$714,537	\$713,352	\$713,352	\$833,664	\$833,664
Part Time Pay	\$403,284	\$400,320	\$400,320	\$475,000	\$475,000
Contractual Pays	\$27,500	\$31,250	\$31,250	\$30,750	\$30,750
Computer Equipment	\$34,476	\$8,000	\$168,003	\$0	\$0
Supplies	\$75,088	\$51,230	\$48,980	\$51,500	\$51,500
Professional Services	\$20,093	\$57,500	\$57,500	\$67,418	\$67,418
Leases/Rental	\$13,568	\$13,100	\$13,100	\$13,200	\$13,200
Conference Expenses	\$148	\$4,500	\$4,950	\$4,500	\$4,500
Travel	\$13,717	\$20,000	\$20,000	\$20,000	\$20,000
Misc Contractual Expense	\$510,601	\$530,961	\$631,074	\$487,639	\$487,639
Maintenance	\$0	\$250	\$250	\$250	\$250
Retirement	\$170,072	\$128,304	\$128,304	\$115,854	\$115,854
Social Security/FICA	\$63,202	\$87,587	\$87,587	\$102,465	\$102,465
Health Insurance	\$207,817	\$222,583	\$222,583	\$276,086	\$276,086
Total Expense Objects:	\$2,254,104	\$2,268,937	\$2,527,253	\$2,478,326	\$2,478,326



Revenues by Source

This section provides a detailed listing of revenues by source and account.

Projected 2022 Revenues by Source



Name	Account ID	FY2020 Actual	FY2021 Adopted Budget	FY2021 Amended Budget	FY2022 Executive Budget	FY2022 Adopted Budget
Revenue Source						
Departmental Income						
Departmental Income Other General Dep. Income	AA.1450.1176-3120.1289	\$189	\$1,000	\$1,000	\$1,000	\$1,000
Total Departmental Income:		\$189	\$1,000	\$1,000	\$1,000	\$1,000
Intergovernmental Charges						
Intergovernmental Charges General Services-Other Gov	AA.1450.1176-3200.2210	\$112,872	\$11,000	\$11,000	\$16,000	\$16,000
Total Intergovernmental Charges:		\$112,872	\$11,000	\$11,000	\$16,000	\$16,000
Miscellaneous Local Sources						
Miscellaneous Local Sources Refund of Prior Years Expenses	AA.1450.1176-3280.2701	\$500	\$0	\$0		\$0
Total Miscellaneous Local Sources:		\$500	\$0	\$0		\$0
State Aid						
State Aid General Government-Other	AA.1450.1176-3300.3089	\$329,679	\$293,000	\$514,563	\$241,629	\$241,629
Total State Aid:		\$329,679	\$293,000	\$514,563	\$241,629	\$241,629
Total Revenue Source:		\$443,241	\$305,000	\$526,563	\$258,629	\$258,629



Department Position Summary - Board of Elections (1450)

A1450		Board of Elections				
Division	Position #	Title	2021 Adopted	2022 Department Request	2022 Executive Recommended	2022 Adopted
1176						
	14501001	COMM ELEC	85,973	85,644	88,218	88,218
	14501002	COMM ELEC	85,973	85,644	88,218	88,218
	14501100	DEP COM EL	66,868	66,612	68,601	68,601
	14501300	DEP COM EL	66,868	66,612	68,601	68,601
	14501301	ADM AST BE	55,143	54,932	56,589	56,589
	14501304	ADM AST BE	55,143	54,932	56,589	56,589
	14501404	CH REG CLK	49,564	49,374	50,856	50,856
	14501415	CH REG CLK	49,564	49,374	50,856	50,856
	14501420	CH REG CLK	49,564	49,374	50,856	50,856
	14501421	CH REG CLK	49,564	49,374	50,856	50,856
	14501422	EL MT SPEC	49,564	49,374	50,856	50,856
	14501423	EL MT SPEC	49,564	49,374	50,856	50,856
	14501425	CH REG CLK	0	49,374	50,856	50,856
	14501430	CH REG CLK	0	49,374	50,856	50,856
	Total Full Time Salary		713,352	809,368	833,664	833,664
	Other Part Time Pay		400,320	475,000	475,000	475,000
	Division Total		1,113,672	1,284,368	1,308,664	1,308,664
	Department Total		1,113,672	1,284,368	1,308,664	1,308,664
	Total Benefited Employees		12	14	14	14

PL Notes:

14501425 - New Position

14501430 - New Position



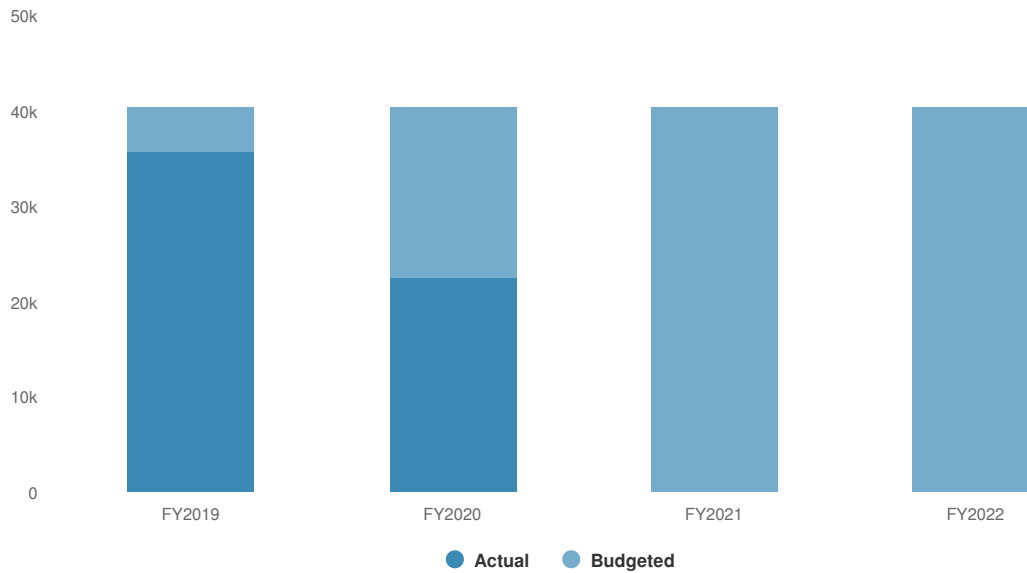
Legislature - Municipal Association Dues (1920)

Expenditures Summary

The Expenditures Summary provides a comparison between the 2022 Adopted Budget and the 2021 Amended Budget.

\$40,453 **\$15**
(0.04% vs. prior year)

Legislature - Municipal Association Dues (1920) Proposed and Historical Budget vs. Actual



Expenditures by Division and/or Account

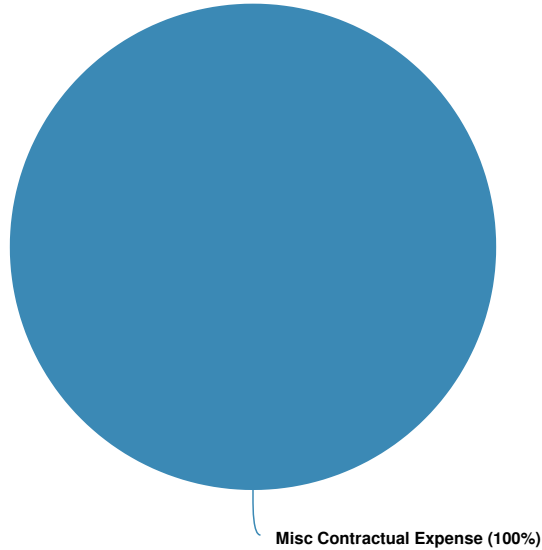
This section provides expenditures by division and account to provide the necessary detail required as part of the Adopted Budget.

Name	Account ID	FY2020 Actual	FY2021 Adopted Budget	FY2021 Amended Budget	FY2022 Executive Budget	FY2022 Adopted Budget
Expenditures						
General Government						
Municipal Assoc. Dues						
Misc Contractual Expense Municipal Dues	AA.1920.1311- 4600.4630	\$22,556	\$40,438	\$40,438	\$40,453	\$40,453
Total Municipal Assoc. Dues:		\$22,556	\$40,438	\$40,438	\$40,453	\$40,453
Total General Government:		\$22,556	\$40,438	\$40,438	\$40,453	\$40,453
Total Expenditures:		\$22,556	\$40,438	\$40,438	\$40,453	\$40,453

Expenditures by Expense Type

This section provides a summary of expenditures by type to provide context on categorical spending.

Budgeted Expenditures by Expense Type



Name	FY2020 Actual	FY2021 Adopted Budget	FY2021 Amended Budget	FY2022 Executive Budget	FY2022 Adopted Budget
Expense Objects					
Misc Contractual Expense	\$22,556	\$40,438	\$40,438	\$40,453	\$40,453
Total Expense Objects:	\$22,556	\$40,438	\$40,438	\$40,453	\$40,453

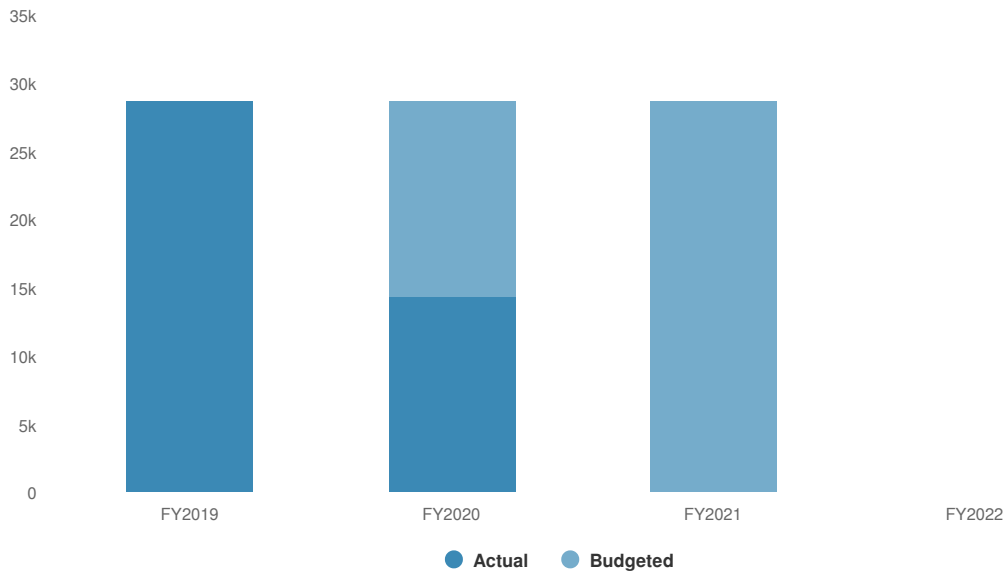
Legislature - Other Economic Development (6989)

Expenditures Summary

The Expenditures Summary provides a comparison between the 2022 Adopted Budget and the 2021 Amended Budget.

\$0 **-\$28,750**
(-100% vs. prior year)

Legislature - Other Economic Development (6989) Proposed and Historical Budget vs. Actual



Expenditures by Division and/or Account

This section provides expenditures by division and account to provide the necessary detail required as part of the Adopted Budget.

Name	Account ID	FY2020 Actual	FY2021 Adopted Budget	FY2021 Amended Budget	FY2022 Executive Budget	FY2022 Adopted Budget
Expenditures						
Economic Assistance and Opportunity						
Other Economic Development						
Misc Contractual Expense Other	AA.6989.2870-4600.4660	\$14,375	\$28,750	\$28,750	\$0	\$0
Total Other Economic Development:		\$14,375	\$28,750	\$28,750	\$0	\$0
Total Economic Assistance and Opportunity:		\$14,375	\$28,750	\$28,750	\$0	\$0
Total Expenditures:		\$14,375	\$28,750	\$28,750	\$0	\$0

Expenditures by Expense Type

This section provides a summary of expenditures by type to provide context on categorical spending.

Name	FY2020 Actual	FY2021 Adopted Budget	FY2021 Amended Budget	FY2022 Executive Budget	FY2022 Adopted Budget
Expense Objects					
Misc Contractual Expense	\$14,375	\$28,750	\$28,750	\$0	\$0
Total Expense Objects:	\$14,375	\$28,750	\$28,750	\$0	\$0



Legislature - Library (7410)

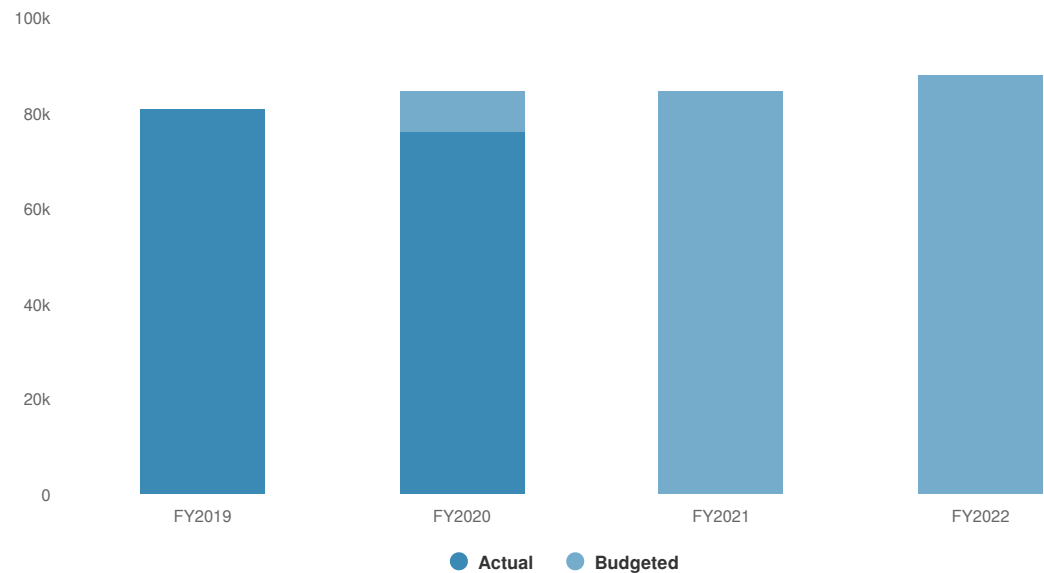
Expenditures Summary

The Expenditures Summary provides a comparison between the 2022 Adopted Budget and the 2021 Amended Budget.

\$88,100

\$3,600
(4.26% vs. prior year)

Legislature - Library (7410) Proposed and Historical Budget vs. Actual



Expenditures by Division and/or Account

This section provides expenditures by division and account to provide the necessary detail required as part of the Adopted Budget.

Name	Account ID	FY2020 Actual	FY2021 Adopted Budget	FY2021 Amended Budget	FY2022 Executive Budget	FY2022 Adopted Budget
Expenditures						
Culture and Recreation						
Library						
Misc Contractual Expense Other	AA.7410.3200-4600.4660	\$76,050	\$84,500	\$84,500	\$0	\$88,100
Total Library:		\$76,050	\$84,500	\$84,500	\$0	\$88,100
Total Culture and Recreation:		\$76,050	\$84,500	\$84,500	\$0	\$88,100
Total Expenditures:		\$76,050	\$84,500	\$84,500	\$0	\$88,100

Expenditures by Expense Type

This section provides a summary of expenditures by type to provide context on categorical spending.

Name	FY2020 Actual	FY2021 Adopted Budget	FY2021 Amended Budget	FY2022 Executive Budget	FY2022 Adopted Budget
Expense Objects					
Misc Contractual Expense	\$76,050	\$84,500	\$84,500	\$0	\$88,100
Total Expense Objects:	\$76,050	\$84,500	\$84,500	\$0	\$88,100



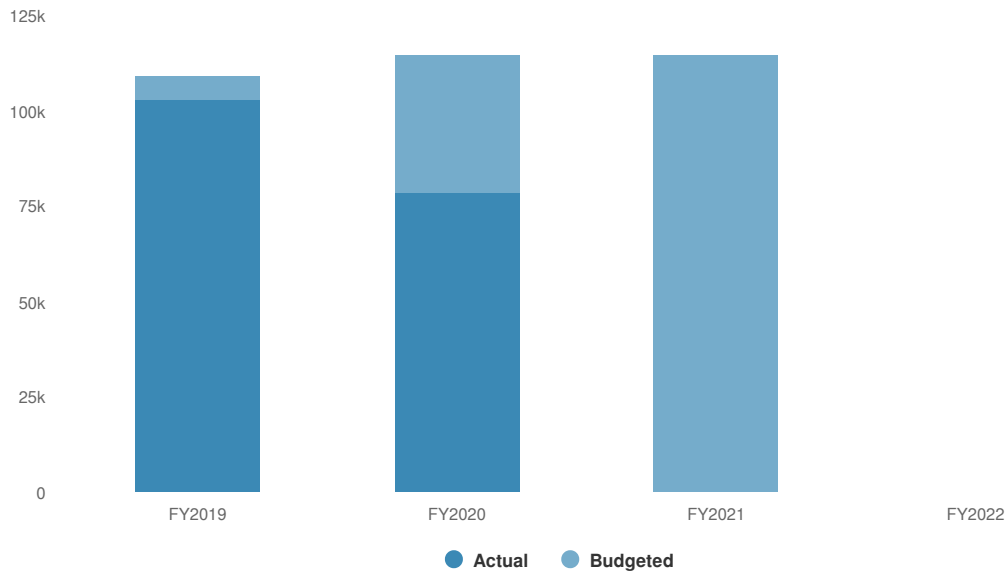
Legislature - Other Performing Arts (7560)

Expenditures Summary

The Expenditures Summary provides a comparison between the 2022 Adopted Budget and the 2021 Amended Budget.

\$0 **-\$114,750**
(-100% vs. prior year)

Legislature- Other Performing Arts (7560) Proposed and Historical Budget vs. Actual



Expenditures by Division and/or Account

This section provides expenditures by division and account to provide the necessary detail required as part of the Adopted Budget.

Name	Account ID	FY2020 Actual	FY2021 Adopted Budget	FY2021 Amended Budget	FY2022 Executive Budget	FY2022 Adopted Budget
Expenditures						
Culture and Recreation						
Other Performing Arts						
Misc Contractual Expense Other	AA.7560.3300-4600.4660	\$78,563	\$114,750	\$114,750	\$0	\$0
Total Other Performing Arts:		\$78,563	\$114,750	\$114,750	\$0	\$0
Total Culture and Recreation:		\$78,563	\$114,750	\$114,750	\$0	\$0
Total Expenditures:		\$78,563	\$114,750	\$114,750	\$0	\$0

Expenditures by Expense Type

This section provides a summary of expenditures by type to provide context on categorical spending.

Name	FY2020 Actual	FY2021 Adopted Budget	FY2021 Amended Budget	FY2022 Executive Budget	FY2022 Adopted Budget
Expense Objects					
Misc Contractual Expense	\$78,563	\$114,750	\$114,750	\$0	\$0
Total Expense Objects:	\$78,563	\$114,750	\$114,750	\$0	\$0

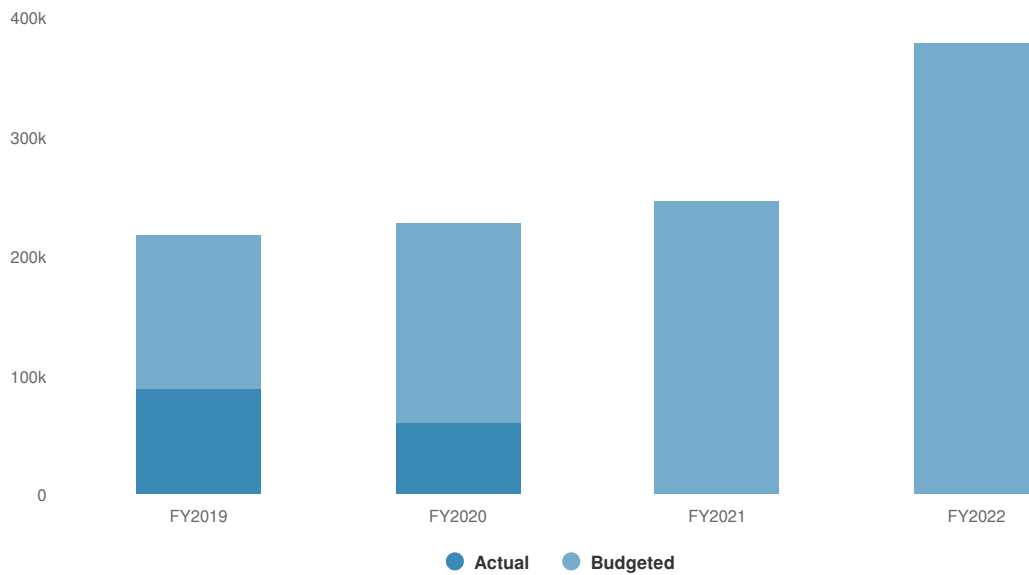
Legislature - Other Home and Community Services (8989)

Expenditures Summary

The Expenditures Summary provides a comparison between the 2022 Adopted Budget and the 2021 Amended Budget.

\$379,150 **\$132,032**
(53.43% vs. prior year)

Legislature - Other Home and Community Services (8989) Proposed and Historical Budget vs. Actual



Expenditures by Division and/or Account

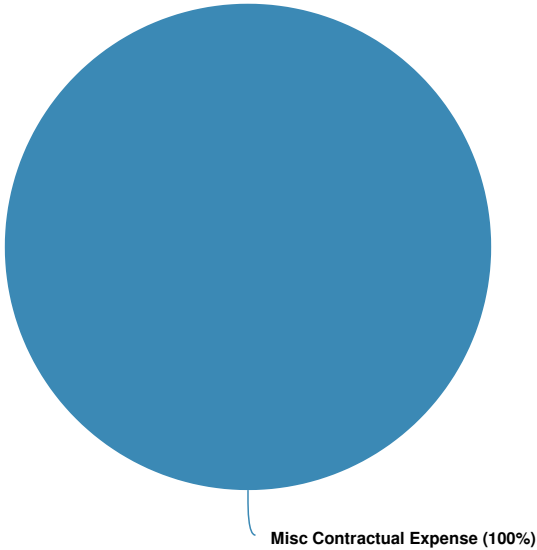
This section provides expenditures by division and account to provide the necessary detail required as part of the Adopted Budget.

Name	Account ID	FY2020 Actual	FY2021 Adopted Budget	FY2021 Amended Budget	FY2022 Executive Budget	FY2022 Adopted Budget
Expenditures						
Home and Community Services						
Other Home and Community Service						
Misc Contractual Expense Other	AA.8989.3700-4600.4660	\$60,892	\$227,250	\$247,118	\$908,750	\$379,150
Total Other Home and Community Service:		\$60,892	\$227,250	\$247,118	\$908,750	\$379,150
Total Home and Community Services:		\$60,892	\$227,250	\$247,118	\$908,750	\$379,150
Total Expenditures:		\$60,892	\$227,250	\$247,118	\$908,750	\$379,150

Expenditures by Expense Type

This section provides a summary of expenditures by type to provide context on categorical spending.

Budgeted Expenditures by Expense Type



Name	FY2020 Actual	FY2021 Adopted Budget	FY2021 Amended Budget	FY2022 Executive Budget	FY2022 Adopted Budget
Expense Objects					
Misc Contractual Expense	\$60,892	\$227,250	\$247,118	\$908,750	\$379,150
Total Expense Objects:	\$60,892	\$227,250	\$247,118	\$908,750	\$379,150

Comptroller (1315)

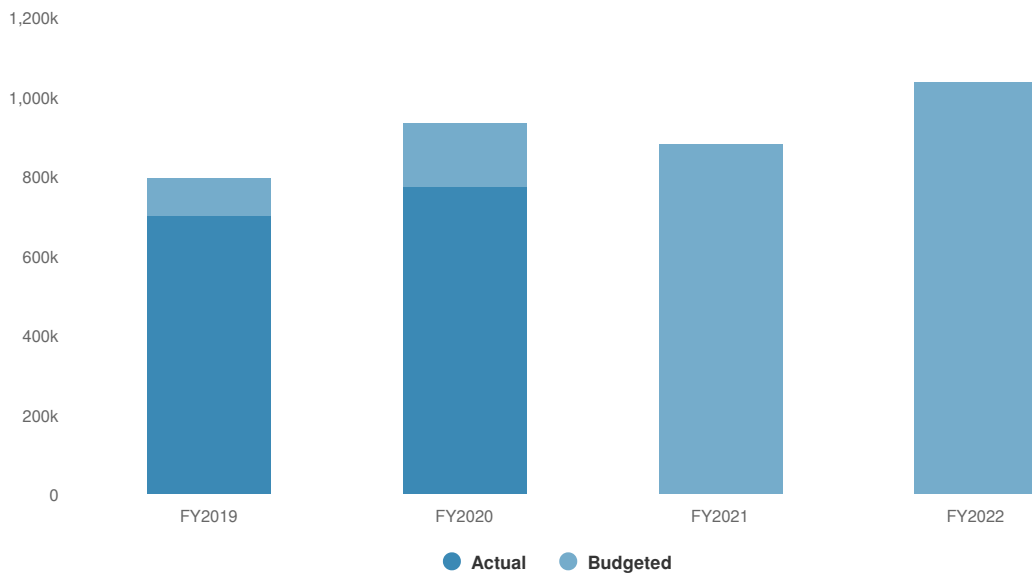
March Gallagher
Comptroller

Expenditures Summary

The Expenditures Summary provides a comparison between the 2022 Adopted Budget and the 2021 Amended Budget.

\$1,035,970 **\$151,305**
(17.1% vs. prior year)

Comptroller (1315) Proposed and Historical Budget vs. Actual



Expenditures by Division and/or Account

This section provides expenditures by division and account to provide the necessary detail required as part of the Adopted Budget.

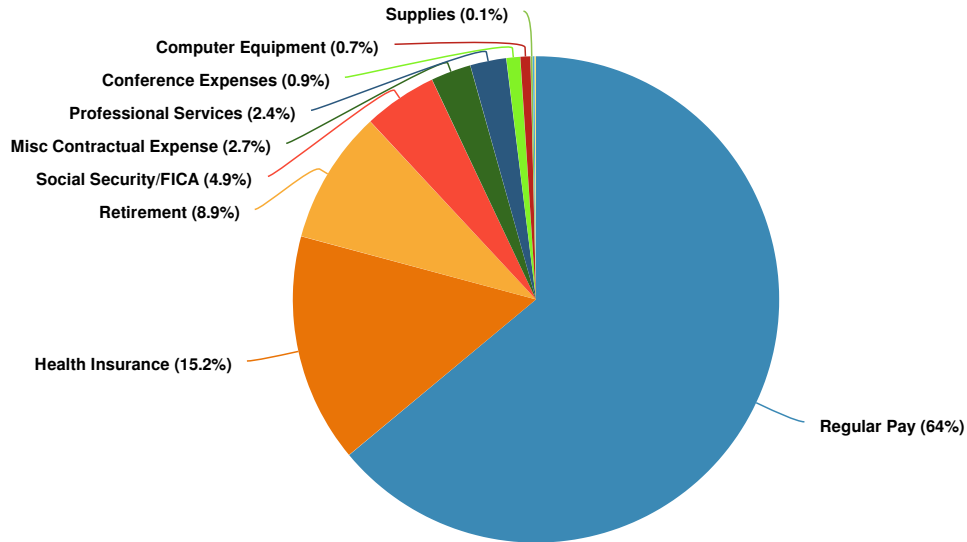
Name	Account ID	FY2020 Actual	FY2021 Adopted Budget	FY2021 Amended Budget	FY2022 Executive Budget	FY2022 Adopted Budget
Expenditures						
General Government						
Comptroller						
Regular Pay Regular Pay	AA.1315.1082-1300.1300	\$513,696	\$550,318	\$560,024	\$662,607	\$662,607
Contractual Pays Longevity Pay	AA.1315.1082-1420.1440	\$1,500	\$0	\$0	\$1,250	\$1,250
Contractual Pays Retro Pay	AA.1315.1082-1420.1465	\$0		\$12,150		\$0
Computer Equipment Software	AA.1315.1082-2200.2220	\$0	\$20,000	\$20,000	\$7,000	\$7,000
Supplies Office	AA.1315.1082-4000.4025	\$632	\$2,500	\$1,303	\$1,500	\$1,500
Professional Services Legal	AA.1315.1082-4300.4430			\$0	\$25,000	\$25,000
Conference Expenses Con Exp	AA.1315.1082-4580.4580	\$1,830	\$5,000	\$2,250	\$9,500	\$9,500
Travel Trvl	AA.1315.1082-4590.4590	\$0	\$500	\$0	\$900	\$900
Misc Contractual Expense Memberships	AA.1315.1082-4600.4625	\$770	\$1,050	\$1,050	\$1,375	\$1,375
Misc Contractual Expense Periodicals	AA.1315.1082-4600.4635	\$765	\$395	\$395	\$1,058	\$1,058
Misc Contractual Expense Printing Service	AA.1315.1082-4600.4650	\$83	\$150	\$150	\$150	\$150
Misc Contractual Expense Other	AA.1315.1082-4600.4660	\$137	\$11,500	\$16,000	\$25,000	\$25,000
Retirement Ret	AA.1315.1082-8000.8000	\$76,503	\$98,981	\$98,981	\$92,083	\$92,083
Social Security/FICA SS/FICA	AA.1315.1082-8010.8010	\$37,897	\$42,100	\$42,521	\$50,785	\$50,785
Health Insurance Dental	AA.1315.1082-8020.8020	\$6,177	\$6,475	\$6,475	\$7,829	\$7,829
Health Insurance Hospital & Medical	AA.1315.1082-8020.8035	\$130,951	\$122,459	\$122,459	\$148,837	\$148,837
Health Insurance Optical	AA.1315.1082-8020.8055	\$1,416	\$907	\$907	\$1,096	\$1,096
Total Comptroller:		\$772,357	\$862,335	\$884,665	\$1,035,970	\$1,035,970
Total General Government:		\$772,357	\$862,335	\$884,665	\$1,035,970	\$1,035,970
Total Expenditures:		\$772,357	\$862,335	\$884,665	\$1,035,970	\$1,035,970



Expenditures by Expense Type

This section provides a summary of expenditures by type to provide context on categorical spending.

Budgeted Expenditures by Expense Type



Name	FY2020 Actual	FY2021 Adopted Budget	FY2021 Amended Budget	FY2022 Executive Budget	FY2022 Adopted Budget
Expense Objects					
Regular Pay	\$513,696	\$550,318	\$560,024	\$662,607	\$662,607
Contractual Pays	\$1,500	\$0	\$12,150	\$1,250	\$1,250
Computer Equipment	\$0	\$20,000	\$20,000	\$7,000	\$7,000
Supplies	\$632	\$2,500	\$1,303	\$1,500	\$1,500
Professional Services	\$0	\$0	\$0	\$25,000	\$25,000
Conference Expenses	\$1,830	\$5,000	\$2,250	\$9,500	\$9,500
Travel	\$0	\$500	\$0	\$900	\$900
Misc Contractual Expense	\$1,755	\$13,095	\$17,595	\$27,583	\$27,583
Retirement	\$76,503	\$98,981	\$98,981	\$92,083	\$92,083
Social Security/FICA	\$37,897	\$42,100	\$42,521	\$50,785	\$50,785
Health Insurance	\$138,544	\$129,841	\$129,841	\$157,762	\$157,762
Total Expense Objects:	\$772,357	\$862,335	\$884,665	\$1,035,970	\$1,035,970



Department Position Summary - Comptroller (1315)

A1315		Comptroller				
Division	Position #	Title	2021 Adopted	2022 Department Request	2022 Executive Recommended	2022 Adopted
1082						
	13151001	CMPTRC CO	101,709	101,720	101,720	101,720
	13151002	DEP CMPT	84,466	84,143	86,658	86,658
	13151005	SR AUDITOR	78,676	84,115	92,581	92,581
	13151006	DIR IAC	0	76,128	78,410	78,410
	13151010	SR AUDITOR	77,224	82,109	90,257	90,257
	13151308	AUDITOR	69,119	73,445	80,517	80,517
	13151404	AUDITOR	64,382	68,478	75,571	75,571
	13151425	CON SEC CC	<u>55,449</u>	<u>55,237</u>	<u>56,893</u>	<u>56,893</u>
	Total Full Time Salary		531,025	625,375	662,607	662,607
	Division Total		<u>531,025</u>	<u>625,375</u>	<u>662,607</u>	<u>662,607</u>
	Unassigned		<u>19,293</u>	<u>0</u>	<u>0</u>	<u>0</u>
	Department Total		531,025	625,375	662,607	662,607
	Total Benefited Employees		7	8	8	8

PL Notes:

13151006 - Restored



County Clerk (1410)

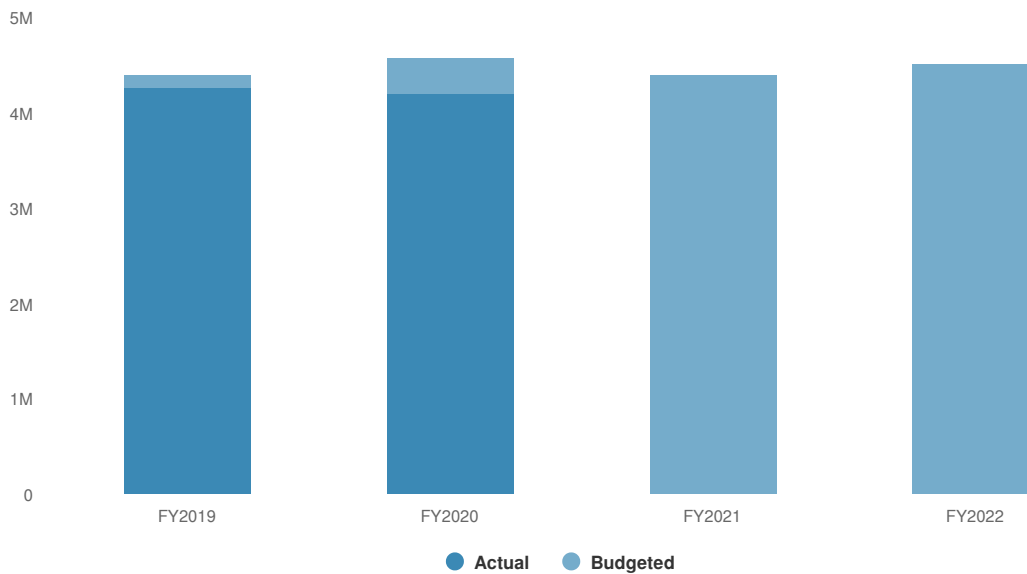
Nina Postupack
County Clerk

Expenditures Summary

The Expenditures Summary provides a comparison between the 2022 Adopted Budget and the 2021 Amended Budget.

\$4,516,315 **\$106,464**
(2.41% vs. prior year)

County Clerk (1410) Proposed and Historical Budget vs. Actual



Expenditures by Division and/or Account

This section provides expenditures by division and account to provide the necessary detail required as part of the Adopted Budget.

Name	Account ID	FY2020 Actual	FY2021 Adopted Budget	FY2021 Amended Budget	FY2022 Executive Budget	FY2022 Adopted Budget
Expenditures						
General Government						
Clerk						
Clerk Admin						
Regular Pay Regular Pay	AA.1410.1131-1300.1300	\$370,066	\$335,697	\$347,581	\$337,429	\$303,013
Part Time Pay Part Time Pay	AA.1410.1131-1400.1400	\$0	\$40,000	\$26,000	\$40,000	\$40,000
Contractual Pays Longevity Pay	AA.1410.1131-1420.1440	\$5,500	\$5,500	\$5,500	\$5,500	\$5,500
Contractual Pays Retro Pay	AA.1410.1131-1420.1465	\$0		\$7,600		\$0
Supplies Auto Fuel	AA.1410.1131-4000.4000	\$430	\$800	\$800	\$700	\$700
Supplies Office	AA.1410.1131-4000.4025	\$2,676	\$2,000	\$2,000	\$2,000	\$2,000
Professional Services Advertising	AA.1410.1131-4300.4325	\$1,200	\$0	\$0		\$0
Professional Services Other Fees	AA.1410.1131-4300.4505	\$0		\$410	\$11,500	\$11,500
Insurance Employee Bond	AA.1410.1131-4510.4525	\$100	\$100	\$100	\$100	\$100
Conference Expenses Con Exp	AA.1410.1131-4580.4580	\$129	\$500	\$500	\$500	\$500
Travel Trvl	AA.1410.1131-4590.4590	\$509	\$500	\$90	\$250	\$250
Misc Contractual Expense Memberships	AA.1410.1131-4600.4625	\$375	\$375	\$375	\$375	\$375
Misc Contractual Expense Postage	AA.1410.1131-4600.4645	\$30	\$100	\$100	\$100	\$100
Misc Contractual Expense Printing Service	AA.1410.1131-4600.4650	\$2,807	\$7,500	\$7,500	\$5,000	\$5,000
Retirement Ret	AA.1410.1131-8000.8000	\$384,744	\$426,353	\$426,353	\$358,070	\$353,785
Social Security/FICA SS/FICA	AA.1410.1131-8010.8010	\$28,057	\$29,162	\$29,506	\$29,294	\$26,661
Health Insurance Dental	AA.1410.1131-8020.8020	\$40,923	\$47,172	\$47,172	\$49,913	\$46,312
Health Insurance Hospital & Medical	AA.1410.1131-8020.8035	\$867,498	\$892,203	\$892,203	\$948,836	\$943,639
Health Insurance Optical	AA.1410.1131-8020.8055	\$9,383	\$6,606	\$6,606	\$6,990	\$6,486
Total Clerk Admin:		\$1,714,428	\$1,794,568	\$1,800,396	\$1,796,557	\$1,745,921
Recording						



Name	Account ID	FY2020 Actual	FY2021 Adopted Budget	FY2021 Amended Budget	FY2022 Executive Budget	FY2022 Adopted Budget
Regular Pay Regular Pay	AA.1410.1132-1300.1300	\$703,927	\$687,973	\$710,436	\$755,804	\$755,804
Part Time Pay Part Time Pay	AA.1410.1132-1400.1400	\$0	\$14,261	\$14,261	\$0	\$0
Overtime Pay Overtime Pay	AA.1410.1132-1410.1410	\$0	\$1,000	\$1,000	\$1,000	\$1,000
Contractual Pays Longevity Pay	AA.1410.1132-1420.1440	\$11,000	\$11,000	\$11,000	\$11,000	\$11,000
Contractual Pays Retro Pay	AA.1410.1132-1420.1465			\$12,500		\$0
Office Equipment Office Equipment	AA.1410.1132-2000.2000	\$0	\$1,000	\$1,000	\$5,837	\$5,837
Computer Equipment Computer Equipment	AA.1410.1132-2200.2200	\$6,716	\$0	\$0		\$0
Supplies Office	AA.1410.1132-4000.4025	\$22,417	\$35,000	\$24,690	\$35,000	\$35,000
Building Maint & Repair Shredding/Recycling	AA.1410.1132-4200.4215	\$684	\$0	\$0	\$2,000	\$2,000
Professional Services Other Fees	AA.1410.1132-4300.4505	\$0		\$10,010	\$0	\$0
Conference Expenses Con Exp	AA.1410.1132-4580.4580	\$0	\$500	\$500	\$500	\$500
Misc Contractual Expense Periodicals	AA.1410.1132-4600.4635	\$16,785	\$17,500	\$17,800	\$19,000	\$19,000
Maintenance Repair & Maintenance - Equipment	AA.1410.1132-4690.4695	\$3,115	\$7,000	\$7,000	\$7,000	\$7,000
Social Security/FICA SS/FICA	AA.1410.1132-8010.8010	\$52,857	\$54,639	\$54,639	\$58,737	\$58,737
Total Recording:		\$817,502	\$829,873	\$864,836	\$895,878	\$895,878
Motor Vehicle						
Regular Pay Regular Pay	AA.1410.1133-1300.1300	\$824,849	\$828,397	\$847,150	\$911,913	\$911,913
Part Time Pay Part Time Pay	AA.1410.1133-1400.1400	\$63,006	\$36,420	\$67,920	\$75,721	\$75,721
Overtime Pay Overtime Pay	AA.1410.1133-1410.1410	\$7,686	\$5,000	\$6,700	\$10,000	\$10,000
Contractual Pays Longevity Pay	AA.1410.1133-1420.1440	\$5,500	\$6,500	\$6,500	\$6,500	\$6,500
Contractual Pays Retro Pay	AA.1410.1133-1420.1465			\$18,000		\$0
Office Equipment Office Equipment	AA.1410.1133-2000.2000	\$0	\$0	\$0	\$10,000	\$10,000
Supplies Auto Parts	AA.1410.1133-4000.4005		\$100	\$100	\$100	\$100
Supplies Office	AA.1410.1133-4000.4025	\$3,386	\$5,000	\$5,000	\$5,000	\$5,000
Building Maint & Repair Shredding/Recycling	AA.1410.1133-4200.4215	\$2,593	\$4,800	\$4,800	\$4,800	\$4,800
Travel Trvl	AA.1410.1133-4590.4590	\$0	\$100	\$100	\$100	\$100



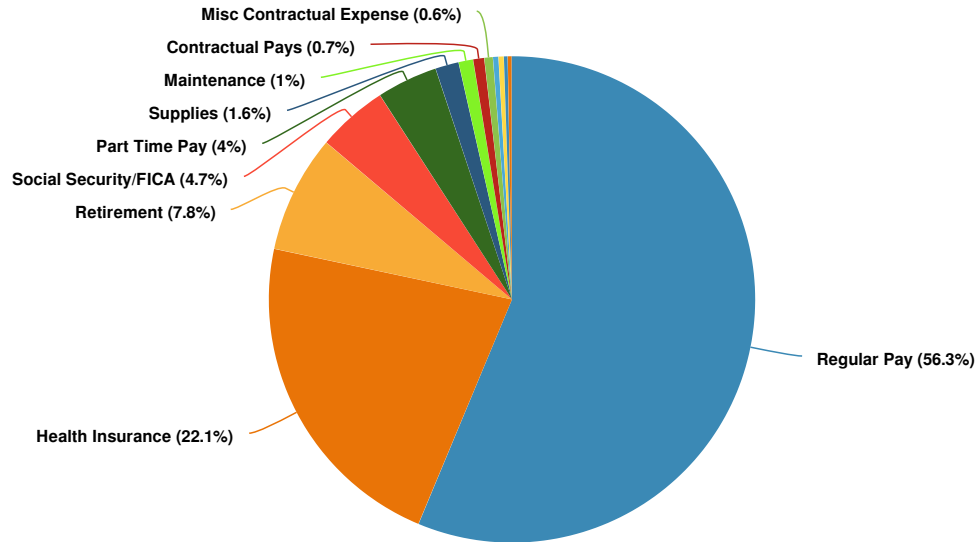
Name	Account ID	FY2020 Actual	FY2021 Adopted Budget	FY2021 Amended Budget	FY2022 Executive Budget	FY2022 Adopted Budget
Misc Contractual Expense Periodicals	AA.1410.1133-4600.4635	\$586	\$1,000	\$1,300	\$1,000	\$1,000
Maintenance Auto Repair	AA.1410.1133-4690.4690	\$402	\$500	\$500	\$0	\$0
Maintenance Repair & Maintenance - Equipment	AA.1410.1133-4690.4695	\$1,996	\$2,000	\$2,000	\$2,000	\$2,000
Social Security/FICA SS/FICA	AA.1410.1133-8010.8010	\$67,262	\$67,039	\$67,039	\$76,816	\$76,816
Total Motor Vehicle:		\$977,266	\$956,856	\$1,027,109	\$1,103,950	\$1,103,950
Records Mgt						
Regular Pay Regular Pay	AA.1410.1134-1300.1300	\$552,942	\$518,388	\$532,612	\$571,447	\$571,447
Part Time Pay Part Time Pay	AA.1410.1134-1400.1400	\$26,513	\$58,870	\$47,870	\$67,012	\$67,012
Contractual Pays Longevity Pay	AA.1410.1134-1420.1440	\$20,000	\$10,000	\$10,000	\$10,000	\$10,000
Contractual Pays Retro Pay	AA.1410.1134-1420.1465			\$10,750		\$0
Supplies Auto Fuel	AA.1410.1134-4000.4000	\$139	\$400	\$400	\$400	\$400
Supplies Office	AA.1410.1134-4000.4025	\$12,962	\$13,000	\$13,000	\$10,000	\$10,000
Supplies Other General	AA.1410.1134-4000.4030	\$3,494	\$17,000	\$17,000	\$17,000	\$17,000
Building Maint & Repair Shredding/Recycling	AA.1410.1134-4200.4215	\$6,742	\$8,000	\$8,000	\$10,000	\$10,000
Conference Expenses Con Exp	AA.1410.1134-4580.4580	\$0	\$150	\$150	\$0	\$0
Travel Trvl	AA.1410.1134-4590.4590	\$0	\$100	\$100	\$100	\$100
Maintenance Repair & Maintenance - Equipment	AA.1410.1134-4690.4695	\$28,536	\$32,700	\$32,700	\$35,000	\$35,000
Social Security/FICA SS/FICA	AA.1410.1134-8010.8010	\$44,480	\$44,928	\$44,928	\$49,607	\$49,607
Total Records Mgt:		\$695,809	\$703,536	\$717,510	\$770,566	\$770,566
Total Clerk:		\$4,205,006	\$4,284,833	\$4,409,851	\$4,566,951	\$4,516,315
Total General Government:		\$4,205,006	\$4,284,833	\$4,409,851	\$4,566,951	\$4,516,315
Total Expenditures:		\$4,205,006	\$4,284,833	\$4,409,851	\$4,566,951	\$4,516,315



Expenditures by Expense Type

This section provides a summary of expenditures by type to provide context on categorical spending.

Budgeted Expenditures by Expense Type



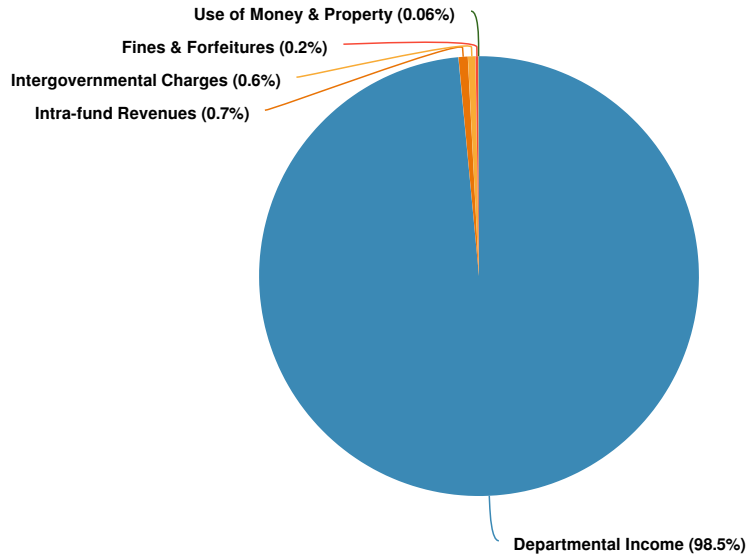
Name	FY2020 Actual	FY2021 Adopted Budget	FY2021 Amended Budget	FY2022 Executive Budget	FY2022 Adopted Budget
Expense Objects					
Regular Pay	\$2,451,784	\$2,370,455	\$2,437,779	\$2,576,593	\$2,542,177
Part Time Pay	\$89,519	\$149,551	\$156,051	\$182,733	\$182,733
Overtime Pay	\$7,686	\$6,000	\$7,700	\$11,000	\$11,000
Contractual Pays	\$42,000	\$33,000	\$81,850	\$33,000	\$33,000
Office Equipment	\$0	\$1,000	\$1,000	\$15,837	\$15,837
Computer Equipment	\$6,716	\$0	\$0		\$0
Supplies	\$45,506	\$73,300	\$62,990	\$70,200	\$70,200
Building Maint & Repair	\$10,019	\$12,800	\$12,800	\$16,800	\$16,800
Professional Services	\$1,200	\$0	\$10,420	\$11,500	\$11,500
Insurance	\$100	\$100	\$100	\$100	\$100
Conference Expenses	\$129	\$1,150	\$1,150	\$1,000	\$1,000
Travel	\$509	\$700	\$290	\$450	\$450
Misc Contractual Expense	\$20,583	\$26,475	\$27,075	\$25,475	\$25,475
Maintenance	\$34,049	\$42,200	\$42,200	\$44,000	\$44,000
Retirement	\$384,744	\$426,353	\$426,353	\$358,070	\$353,785
Social Security/FICA	\$192,656	\$195,768	\$196,112	\$214,454	\$211,821
Health Insurance	\$917,804	\$945,981	\$945,981	\$1,005,739	\$996,437
Total Expense Objects:	\$4,205,006	\$4,284,833	\$4,409,851	\$4,566,951	\$4,516,315



Revenues by Source

This section provides a detailed listing of revenues by source and account.

Projected 2022 Revenues by Source



Name	Account ID	FY2020 Actual	FY2021 Adopted Budget	FY2021 Amended Budget	FY2022 Executive Budget	FY2022 Adopted Budget
Revenue Source						
Departmental Income						
Departmental Income Clerk Fees	AA.1410.1132-3120.1255	\$1,916,808	\$1,760,000	\$1,760,000	\$1,800,000	\$1,800,000
Departmental Income Clerk Fees	AA.1410.1133-3120.1255	\$901,903	\$900,000	\$900,000	\$850,000	\$850,000
Departmental Income Clerk Fees	AA.1410.1134-3120.1255	\$831	\$800	\$800	\$800	\$800
Total Departmental Income:		\$2,819,542	\$2,660,800	\$2,660,800	\$2,650,800	\$2,650,800
Intergovernmental Charges						
Intergovernmental Charges General Services-Other Gov	AA.1410.1131-3200.2210	-\$1,100	\$0	\$0		\$0
Intergovernmental Charges General Services-Other Gov	AA.1410.1134-3200.2210	\$14,097	\$21,107	\$21,107	\$15,000	\$15,000
Total Intergovernmental Charges:		\$12,997	\$21,107	\$21,107	\$15,000	\$15,000
Use of Money & Property						
Use of Money & Property Interest and Earnings	AA.1410.1131-3240.2401	\$2,524	\$4,000	\$4,000	\$1,500	\$1,500
Total Use of Money & Property:		\$2,524	\$4,000	\$4,000	\$1,500	\$1,500
Fines & Forfeitures						



Name	Account ID	FY2020 Actual	FY2021 Adopted Budget	FY2021 Amended Budget	FY2022 Executive Budget	FY2022 Adopted Budget
Fines & Forfeitures Fines and Forfeited Bail	AA.1410.1132- 3260.2610	\$75	\$5,000	\$5,000	\$5,000	\$5,000
Total Fines & Forfeitures:		\$75	\$5,000	\$5,000	\$5,000	\$5,000
Intra-fund Revenues						
Intra-fund Revenues Inter- departmental Revenues	AA.1410.1134- 3600.2802	\$18,755	\$18,420	\$18,420	\$18,500	\$18,500
Total Intra-fund Revenues:		\$18,755	\$18,420	\$18,420	\$18,500	\$18,500
Total Revenue Source:		\$2,853,893	\$2,709,327	\$2,709,327	\$2,690,800	\$2,690,800

Department Position Summary - Clerk (1410) - Page 1

A1410			County Clerk			
Division	Position #	Title	2021 Adopted	2022 Department Request	2022 Executive Recommended	2022 Adopted
1131						
	14101001	CO CLERK	101,709	101,720	101,720	101,720
	14101102	CON SEC CC	59,578	59,350	61,134	61,134
	14101121	ADM AST	30,586	0	0	0
	14101121	ACC CLERK	0	31,067	34,416	0
	14101125	SR AC CLK	43,336	43,170	47,830	47,830
	14101309	ACCOUNTANT	61,643	0	0	0
	14101309	JR ACCOUNTANT	0	54,545	60,115	60,115
	14101351	DRIVER/MES	<u>38,845</u>	<u>29,065</u>	<u>32,214</u>	<u>32,214</u>
	Total Full Time Salary		335,697	318,917	337,429	303,013
	Other Part Time Pay		<u>40,000</u>	<u>40,000</u>	<u>40,000</u>	<u>40,000</u>
	Division Total		<u>375,697</u>	<u>358,917</u>	<u>377,429</u>	<u>343,013</u>
1132						
	14101020	DEP CO CLK	84,408	96,096	98,987	98,987
	14101120	IND CLK/T	40,943	40,786	45,154	45,154
	14101135	SR IN CLK	47,758	47,575	52,234	52,234
	14101146	SR IN CL/T	25,984	0	0	0
	14101146	IND CLK/T	0	32,250	35,690	35,690
	14101151	IND CLK/T	41,531	32,250	35,690	35,690
	14101153	SR IN CL/T	44,889	44,717	49,377	49,377
	14101155	SR IN CLK	44,657	44,717	49,377	49,377
	14101159	IND CLK/T	41,692	41,532	45,900	45,900
	14101171	HEAD CLERK	54,828	54,618	59,933	59,933
	14101175	PR CLERK	47,612	47,429	52,234	52,234
	14101353	IND CLK/T	33,678	34,587	38,236	38,236
	14101385	SR IN CLK/T	44,140	43,971	48,630	48,630
	14101400	ADM AST/T	54,828	54,618	59,933	59,933
	14101401	SR CLERK	33,823	34,853	38,529	38,529
	14101402	IND CLK/T	<u>41,173</u>	<u>41,532</u>	<u>45,900</u>	<u>45,900</u>
	Total Full Time Salary		681,944	691,531	755,804	755,804
	Other Part Time Pay		<u>14,261</u>	<u>0</u>	<u>0</u>	<u>0</u>
	Division Total		<u>696,205</u>	<u>691,531</u>	<u>755,804</u>	<u>755,804</u>
1133						
	14101021	DEP CO CLK	71,305	71,032	73,154	73,154
	14101110	SR MV CASH	50,992	51,619	56,650	56,650
	14101161	MV CASHIER	36,949	37,997	41,961	41,961
	14101164	MV CASHIER	37,722	33,688	39,130	39,130
	14101177	MV CASHIER	44,889	45,758	50,417	50,417
	14101180	SR MV CASH	51,850	51,652	56,693	56,693
	14101181	SR MV CASH	50,992	50,796	55,838	55,838
	14101185	MV CASHIER	38,077	38,923	42,979	42,979
	14101200	MV CASHIER	37,822	38,677	42,715	42,715
	14101201	MV CASHIER	41,678	42,169	46,537	46,537
	14101203	MV CASHIER	37,053	38,055	42,045	42,045
	14101204	MV CASHIER	44,614	44,717	49,377	49,377



Department Position Summary - Clerk (1410) - Page 2

A1410			County Clerk			
Division	Position #	Title	2021 Adopted	2022 Department Request	2022 Executive Recommended	2022 Adopted
1133						
	14101205	MV CASHIER	37,822	38,677	42,715	42,715
	14101206	MV CASHIER	47,758	47,575	52,234	52,234
	14101210	MV CASHIER	39,032	39,913	44,051	44,051
	14101300	MV CASHIER	44,889	44,717	49,377	49,377
	14101305	SEC GUARD	40,612	40,456	44,720	44,720
	14101380	MV CASHIER	37,288	38,189	42,190	42,190
	14101406	MV CASHIER	<u>37,053</u>	<u>35,399</u>	<u>39,130</u>	<u>39,130</u>
	Total Full Time Salary		828,397	830,009	911,913	911,913
	Other Part Time Pay		<u>36,420</u>	<u>75,721</u>	<u>75,721</u>	<u>75,721</u>
	Division Total		<u>864,817</u>	<u>905,730</u>	<u>987,634</u>	<u>987,634</u>
1134						
	14101023	DEP CO CLK	70,869	75,641	77,903	77,903
	14101026	RECORD CLK	41,692	41,532	45,791	45,791
	14101027	RECORD CLK	31,187	31,067	34,416	34,416
	14101150	ADM AST/T	51,960	51,761	57,093	57,093
	14101152	RCVG&DL CL	35,974	35,959	39,764	39,764
	14101154	PR REC CLK	54,828	54,618	59,933	59,933
	14101156	IND CLK/T	41,692	41,532	45,900	45,900
	14101157	IND CLK/T	40,943	40,785	45,154	45,154
	14101352	DRIVER/MES	38,531	38,384	42,461	42,461
	14101360	PR REC MGT	60,803	60,570	66,430	66,430
	14101390	ARC PRG TC	44,847	0	0	0
	14101390	ARCHIVIST	<u>0</u>	<u>51,397</u>	<u>56,602</u>	<u>56,602</u>
	Total Full Time Salary		513,326	523,246	571,447	571,447
	Other Part Time Pay		<u>58,870</u>	<u>58,870</u>	<u>67,012</u>	<u>67,012</u>
	Division Total		<u>572,196</u>	<u>582,116</u>	<u>638,459</u>	<u>638,459</u>
	Unassigned		<u>11,091</u>	<u>0</u>	<u>0</u>	<u>0</u>
	Department Total		2,520,006	2,538,294	2,759,326	2,724,910
	Total Benefited Employees		51	51	51	50

PL Notes:

14101121 - Title Change

14101146 - Title Change

14101309 - Title Change

14101390 - Title Change



District Attorney (1165)

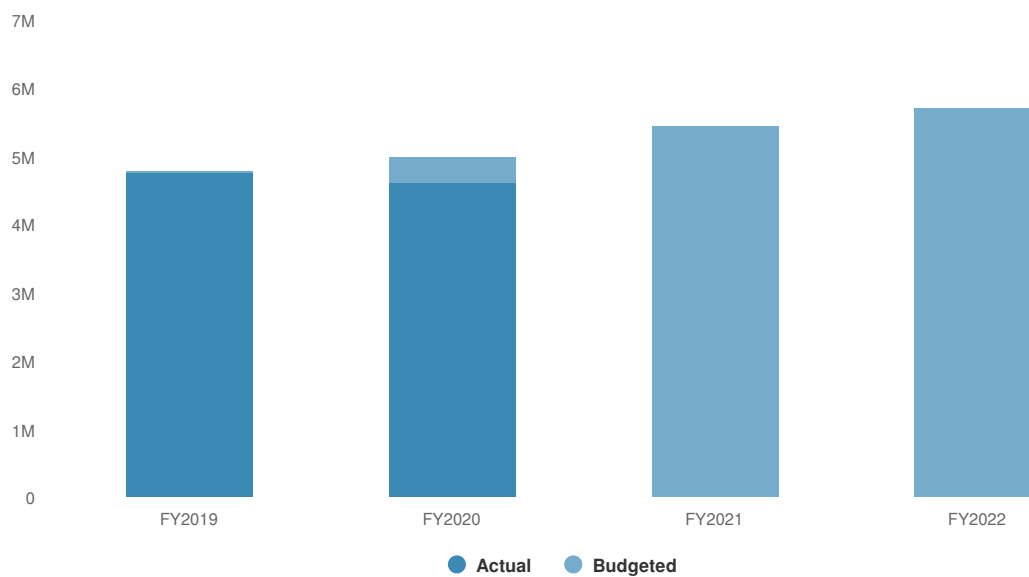
David Clegg
District Attorney

Expenditures Summary

The Expenditures Summary provides a comparison between the 2022 Adopted Budget and the 2021 Amended Budget.

\$5,723,410 **\$261,889**
(4.8% vs. prior year)

District Attorney (1165) Proposed and Historical Budget vs. Actual



Expenditures by Division and/or Account

This section provides expenditures by division and account to provide the necessary detail required as part of the Adopted Budget.

Name	Account ID	FY2020 Actual	FY2021 Adopted Budget	FY2021 Amended Budget	FY2022 Executive Budget	FY2022 Adopted Budget
Expenditures						
General Government						
District Attorney						
DA						
Regular Pay Regular Pay	AA.1165.1031-1300.1300	\$2,042,713	\$2,285,341	\$2,386,044	\$2,485,684	\$2,494,762
Part Time Pay Part Time Pay	AA.1165.1031-1400.1400	\$773,401	\$614,705	\$689,705	\$559,928	\$590,358
Contractual Pays Longevity Pay	AA.1165.1031-1420.1440	\$100,600	\$85,250	\$85,250	\$74,650	\$74,650
Contractual Pays Retro Pay	AA.1165.1031-1420.1465			\$14,400		\$0
Vehicles Vehicles	AA.1165.1031-2100.2140	\$0	\$0	\$32,822	\$0	\$0
Computer Equipment Computer Equipment	AA.1165.1031-2200.2200	\$0	\$0	\$76,453		\$0
Other Equipment & Capital Outlays Law Enforcement Equipment	AA.1165.1031-2300.2360	\$11,849	\$0	\$1,850	\$0	\$0
Other Equipment & Capital Outlays Other Equipment	AA.1165.1031-2300.2500	\$0	\$0	\$2,347	\$0	\$0
Supplies Auto Fuel	AA.1165.1031-4000.4000	\$6,110	\$7,500	\$10,131	\$7,500	\$7,500
Supplies Office	AA.1165.1031-4000.4025	\$22,522	\$25,000	\$30,494	\$25,000	\$25,000
Supplies Other General	AA.1165.1031-4000.4030	\$513	\$1,200	\$1,200	\$1,200	\$1,200
Professional Services Court Transcript	AA.1165.1031-4300.4340	\$54,827	\$100,000	\$89,078	\$100,000	\$100,000
Professional Services Education/Training	AA.1165.1031-4300.4345		\$10,000	\$4,000	\$10,000	\$13,750
Professional Services Forensic	AA.1165.1031-4300.4375	\$76,043	\$78,500	\$67,665	\$78,500	\$78,500
Professional Services Interpretor	AA.1165.1031-4300.4405	\$4,745	\$2,000	\$2,000	\$2,000	\$2,000
Professional Services Legal	AA.1165.1031-4300.4430	\$20,135	\$40,000	\$38,613	\$40,000	\$40,000
Professional Services Medical/Health	AA.1165.1031-4300.4440	\$17,312	\$35,500	\$14,500	\$35,500	\$35,500
Professional Services Personal Services Agencies/Temp	AA.1165.1031-4300.4455	\$10,415	\$2,500	\$9,500	\$2,660	\$2,660
Professional Services Witness Services	AA.1165.1031-4300.4495	\$18,975	\$17,000	\$17,000	\$17,000	\$17,000
Professional Services Other Fees	AA.1165.1031-4300.4505	\$125	\$500	\$500	\$500	\$40,240
Conference Expenses Con Exp	AA.1165.1031-4580.4580	\$1,235	\$3,000	\$3,000	\$3,000	\$3,000



Name	Account ID	FY2020 Actual	FY2021 Adopted Budget	FY2021 Amended Budget	FY2022 Executive Budget	FY2022 Adopted Budget
Travel Trvl	AA.1165.1031-4590.4590	\$3,724	\$10,000	\$10,000	\$10,000	\$20,000
Misc Contractual Expense Licenses & Certifications	AA.1165.1031-4600.4620	\$0	\$240	\$240	\$240	\$240
Misc Contractual Expense Memberships	AA.1165.1031-4600.4625	\$3,015	\$4,700	\$4,700	\$4,760	\$4,760
Misc Contractual Expense Periodicals	AA.1165.1031-4600.4635	\$48,752	\$15,000	\$40,835	\$15,000	\$15,000
Misc Contractual Expense Postage	AA.1165.1031-4600.4645	\$0	\$100	\$100	\$0	\$0
Misc Contractual Expense Printing Service	AA.1165.1031-4600.4650	\$14,251	\$37,000	\$25,240	\$37,000	\$37,000
Misc Contractual Expense Other	AA.1165.1031-4600.4660	\$0	\$0	\$94,138		\$42,500
Communication Expenses Equipment Rentals	AA.1165.1031-4670.4670	\$10,025	\$10,000	\$15,944	\$10,000	\$10,000
Communication Expenses Telephone Services	AA.1165.1031-4670.4680	\$3,686	\$12,000	\$8,830	\$12,000	\$12,000
Maintenance Repair & Maintenance - Equipment	AA.1165.1031-4690.4695	\$497	\$500	\$500	\$500	\$500
Maintenance Software	AA.1165.1031-4690.4700		\$5,960	\$30,790	\$0	\$0
Law Enforcement Special Activities Confidential Investigations	AA.1165.1031-4710.4710	\$10,000	\$10,000	\$10,000	\$10,000	\$10,000
Law Enforcement Special Activities Forfeiture State - Auto Leases	AA.1165.1031-4710.4712	\$20,646	\$20,000	\$20,000	\$20,000	\$20,000
Law Enforcement Special Activities Extraditions	AA.1165.1031-4710.4715	\$4,302	\$15,000	\$15,000	\$15,000	\$15,000
Law Enforcement Special Activities Forfeiture - State	AA.1165.1031-4710.4720	\$175	\$15,000	\$15,000	\$15,000	\$15,000
Law Enforcement Special Activities Forfeitures - Other	AA.1165.1031-4710.4725	\$1,568	\$20,000	\$20,000	\$20,000	\$20,000
Retirement Ret	AA.1165.1031-8000.8000	\$433,112	\$490,451	\$519,240	\$437,889	\$439,019
Retirement Retirement - VDC	AA.1165.1031-8000.8001	\$5,102	\$0	\$0		\$0
Social Security/FICA SS/FICA	AA.1165.1031-8010.8010	\$218,280	\$228,376	\$241,924	\$238,701	\$241,725
Health Insurance Dental	AA.1165.1031-8020.8020	\$30,886	\$36,998	\$36,998	\$43,062	\$43,219
Health Insurance Hospital & Medical	AA.1165.1031-8020.8035	\$654,731	\$723,073	\$770,310	\$818,603	\$820,877
Health Insurance Optical	AA.1165.1031-8020.8055	\$7,082	\$5,181	\$5,181	\$6,030	\$6,053
Total DA:		\$4,631,352	\$4,967,575	\$5,461,521	\$5,156,907	\$5,299,013
Discovery Unit						
Regular Pay Regular Pay	AA.1165.1032-1300.1300			\$0	\$371,014	\$371,014
Maintenance Software	AA.1165.1032-4690.4700			\$0	\$25,000	\$25,000

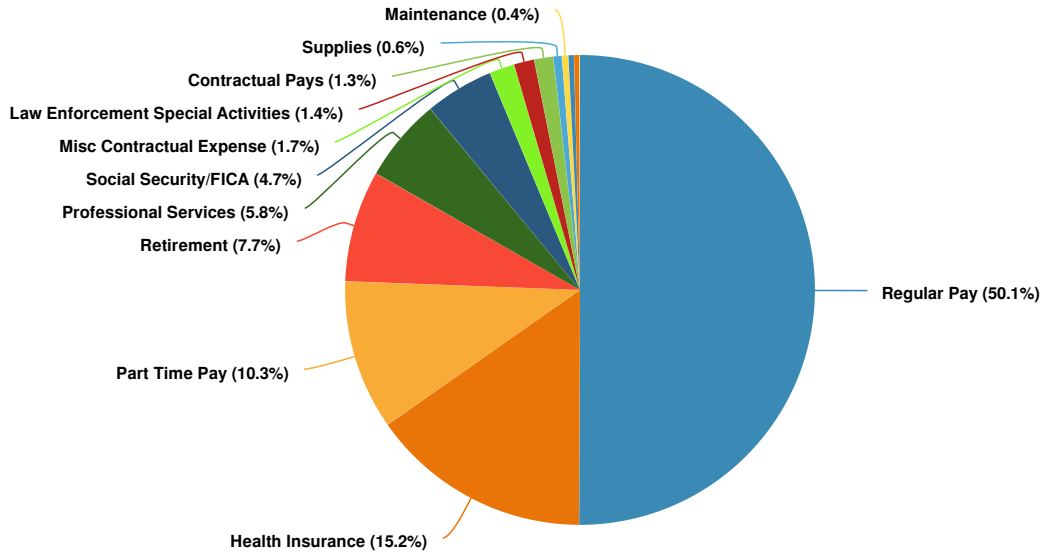


Name	Account ID	FY2020 Actual	FY2021 Adopted Budget	FY2021 Amended Budget	FY2022 Executive Budget	FY2022 Adopted Budget
Social Security/FICA SS/FICA	AA.1165.1032- 8010.8010			\$0	\$28,383	\$28,383
Total Discovery Unit:				\$0	\$424,397	\$424,397
Total District Attorney:		\$4,631,352	\$4,967,575	\$5,461,521	\$5,581,304	\$5,723,410
Total General Government:		\$4,631,352	\$4,967,575	\$5,461,521	\$5,581,304	\$5,723,410
Total Expenditures:		\$4,631,352	\$4,967,575	\$5,461,521	\$5,581,304	\$5,723,410

Expenditures by Expense Type

This section provides a summary of expenditures by type to provide context on categorical spending.

Budgeted Expenditures by Expense Type



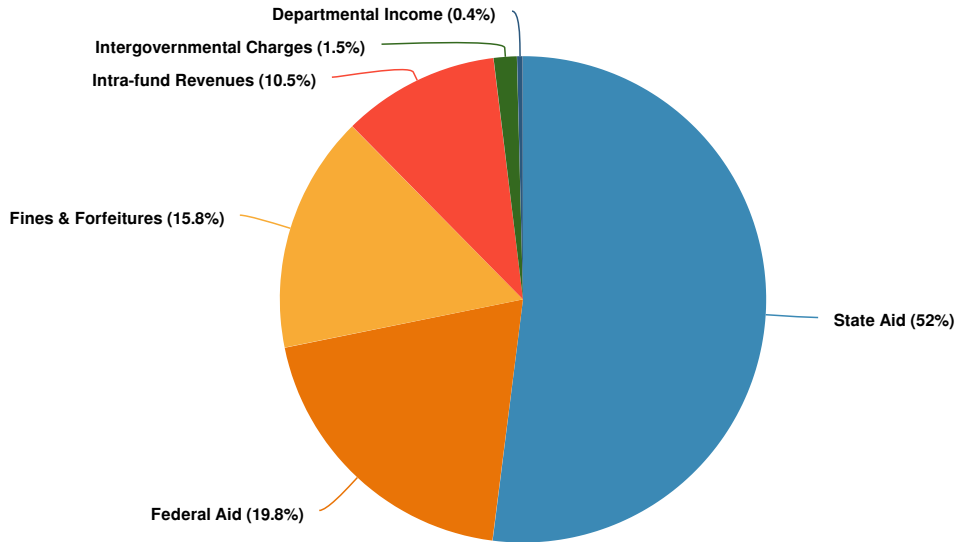
Name	FY2020 Actual	FY2021 Adopted Budget	FY2021 Amended Budget	FY2022 Executive Budget	FY2022 Adopted Budget
Expense Objects					
Regular Pay	\$2,042,713	\$2,285,341	\$2,386,044	\$2,856,698	\$2,865,776
Part Time Pay	\$773,401	\$614,705	\$689,705	\$559,928	\$590,358
Contractual Pays	\$100,600	\$85,250	\$99,650	\$74,650	\$74,650
Vehicles	\$0	\$0	\$32,822	\$0	\$0
Computer Equipment	\$0	\$0	\$76,453		\$0
Other Equipment & Capital Outlays	\$11,849	\$0	\$4,197	\$0	\$0
Supplies	\$29,144	\$33,700	\$41,825	\$33,700	\$33,700
Professional Services	\$202,577	\$286,000	\$242,856	\$286,160	\$329,650
Conference Expenses	\$1,235	\$3,000	\$3,000	\$3,000	\$3,000
Travel	\$3,724	\$10,000	\$10,000	\$10,000	\$20,000
Misc Contractual Expense	\$66,018	\$57,040	\$165,253	\$57,000	\$99,500
Communication Expenses	\$13,711	\$22,000	\$24,774	\$22,000	\$22,000
Maintenance	\$497	\$6,460	\$31,290	\$25,500	\$25,500
Law Enforcement Special Activities	\$36,691	\$80,000	\$80,000	\$80,000	\$80,000
Retirement	\$438,214	\$490,451	\$519,240	\$437,889	\$439,019
Social Security/FICA	\$218,280	\$228,376	\$241,924	\$267,084	\$270,108
Health Insurance	\$692,699	\$765,252	\$812,489	\$867,695	\$870,149
Total Expense Objects:	\$4,631,352	\$4,967,575	\$5,461,521	\$5,581,304	\$5,723,410



Revenues by Source

This section provides a detailed listing of revenues by source and account.

Projected 2022 Revenues by Source



Name	Account ID	FY2020 Actual	FY2021 Adopted Budget	FY2021 Amended Budget	FY2022 Executive Budget	FY2022 Adopted Budget
Revenue Source						
Departmental Income						
Departmental Income Attorney Fees	AA.1165.1031-3120.1265	\$116	\$0	\$0		\$0
Departmental Income Restitution Surcharge	AA.1165.1031-3120.1580	\$3,300	\$2,500	\$2,500	\$2,500	\$2,500
Total Departmental Income:		\$3,416	\$2,500	\$2,500	\$2,500	\$2,500
Intergovernmental Charges						
Intergovernmental Charges Public Safety Services-Other Gov	AA.1165.1031-3200.2260	\$390	\$10,000	\$10,000	\$10,000	\$10,000
Total Intergovernmental Charges:		\$390	\$10,000	\$10,000	\$10,000	\$10,000
Fines & Forfeitures						
Fines & Forfeitures Fines and Forfeited Bail	AA.1165.1031-3260.2610	\$0	\$2,500	\$2,500	\$2,500	\$2,500
Fines & Forfeitures Unrestricted-Forfeiture Proceeds	AA.1165.1031-3260.2625	\$0	\$75,000	\$75,000	\$75,000	\$75,000
Fines & Forfeitures Restricted-Forfeiture US DOJ	AA.1165.1031-3260.2626	\$133,012	\$25,000	\$25,000	\$25,000	\$25,000
Total Fines & Forfeitures:		\$133,012	\$102,500	\$102,500	\$102,500	\$102,500
Miscellaneous Local Sources						



Name	Account ID	FY2020 Actual	FY2021 Adopted Budget	FY2021 Amended Budget	FY2022 Executive Budget	FY2022 Adopted Budget
Miscellaneous Local Sources Refund of Prior Years Expenses	AA.1165.1031- 3280.2701	\$4,394	\$0	\$0		\$0
Total Miscellaneous Local Sources:		\$4,394	\$0	\$0		\$0
State Aid						
State Aid District Attorney Salaries	AA.1165.1031- 3300.3030	\$63,345	\$79,181	\$79,181	\$79,181	\$79,181
State Aid Other Public Safety	AA.1165.1031- 3300.3389	\$255,111	\$305,000	\$485,491	\$258,680	\$258,680
Total State Aid:		\$318,456	\$384,181	\$564,672	\$337,861	\$337,861
Federal Aid						
Federal Aid Other Public Safety	AA.1165.1031- 3400.4389	\$144,512	\$0	\$0		\$128,749
Total Federal Aid:		\$144,512	\$0	\$0		\$128,749
Intra-fund Revenues						
Intra-fund Revenues Inter- departmental Revenues	AA.1165.1031- 3600.2802	\$191,812	\$175,000	\$175,000	\$68,000	\$68,000
Total Intra-fund Revenues:		\$191,812	\$175,000	\$175,000	\$68,000	\$68,000
Total Revenue Source:		\$795,991	\$674,181	\$854,672	\$520,861	\$649,610



Department position Summary - District Attorney (1165) - Page 1

A1165		District Attorney				
Division	Position #	Title	2021 Adopted	2022 Department Request	2022 Executive Recommended	2022 Adopted
1031						
	11651002	DA	202,797	202,803	202,803	202,803
	11651020	AST DA	98,110	100,100	103,103	103,103
	11651022	AST DA	99,462	100,100	103,103	103,103
	11651023	AST DA	88,555	100,818	103,834	103,834
	11651025	AST DA	82,560	76,440	84,175	84,175
	11651055	AST DA	68,567	76,440	78,733	78,733
	11651070	AST DA	68,567	70,070	72,181	72,181
	11651100	AST DA	107,903	107,489	110,711	110,711
	11651200	AST DA	95,918	100,100	103,103	103,103
	11651201	AST DA	87,860	87,524	90,145	90,145
	11651202	RECEPT/T	29,177	32,089	35,501	35,501
	11651203	AST DA	83,666	87,524	90,145	90,145
	11651204	AST DA	81,594	76,440	78,733	78,733
	11651205	AST DA	81,594	75,530	77,805	77,805
	11651206	AST DA	68,567	74,074	76,294	90,145
	11651208	AST DA	88,573	100,838	103,854	90,145
	11651209	AST DA	67,471	67,213	69,233	70,361
	11651400	CON SEC	57,459	57,239	58,950	58,950
	11651402	LGL SEC DA	48,616	56,966	62,826	62,826
	11651403	ADM AST	53,111	52,907	58,240	0
	11651403	LEG SEC	0	0	0	62,790
	11651404	LEG SEC	50,750	51,573	56,802	56,802
	11651405	ADM AST	42,643	39,494	43,625	0
	11651405	LEG AIDE	0	0	0	42,315
	11651407	ADM AST/T	51,211	51,015	56,329	0
	11651407	LEG SEC	0	0	0	60,897
	11651410	AST DA	106,605	111,020	114,351	114,351
	11651415	SR CNSM AD	64,511	64,264	70,452	70,452
	11651425	AST DA	68,567	74,074	76,294	76,294
	11651426	AST DA	68,567	68,305	70,361	70,361
	11651431	DA INVEST	56,509	56,293	57,985	57,985
	11651438	DIR PRJ DA	63,927	63,682	65,593	65,593
	11651439	DA INVEST	26,108	52,016	53,581	53,581
	11651450	PARALEGAL	52,362	0	0	0
	11651455	DA INVEST	<u>33,237</u>	<u>55,182</u>	<u>56,839</u>	<u>56,839</u>
	Total Full Time Salary		2,345,124	2,389,622	2,485,684	2,494,762
	11651021	AST DA	39,244	39,094	40,266	40,266
	11651024	AST DA	39,244	39,094	40,262	40,262
	11651057	AST DA	40,592	0	0	0
	11651058	AST DA	34,618	34,485	35,523	35,523
	11651059	AST DA	34,475	34,343	35,374	35,374
	11651060	AST DA	38,696	38,548	39,705	39,705
	11651062	AST DA	34,662	34,529	35,565	35,565



Department Position Summary - District Attorney (1165) - Page 2

A1165		District Attorney				
Division	Position #	Title	2021 Adopted	2022 Department Request	2022 Executive Recommended	2022 Adopted
1031						
	11651065	AST DA	<u>39,781</u>	<u>39,629</u>	<u>40,819</u>	<u>40,819</u>
		Benefited Part-Time Salary	301,312	259,722	267,514	267,514
		Other Part Time Pay	253,610	253,610	292,414	322,844
		Division Total	<u>2,900,046</u>	<u>2,902,954</u>	<u>3,045,612</u>	<u>3,085,120</u>
1032	11651456	DISC & REC UN	0	81,682	84,139	84,139
	11651457	AST DA	0	68,305	70,361	70,361
	11651458	PARALEGAL	0	52,161	57,439	57,439
	11651459	REC OP MGR	0	48,430	53,362	53,362
	11651460	VIDEO TECH	0	52,161	57,439	57,439
	11651461	ADM AST/TYP	<u>0</u>	<u>43,767</u>	<u>48,274</u>	<u>48,274</u>
		Division Total	<u>0</u>	<u>346,506</u>	<u>371,014</u>	<u>371,014</u>
		Department Total	2,900,046	3,249,460	3,416,626	3,456,134
		Total Benefited Employees	40	44	44	44

PL Notes:

11651403 - New Title
 11651405 - New Title
 11651407 - New Title
 11651456 - New Position
 11651457 - New Position
 11651458 - New Position
 11651459 - New Position
 11651460 - New Position
 11651461 - New Position



Sheriff (3110)

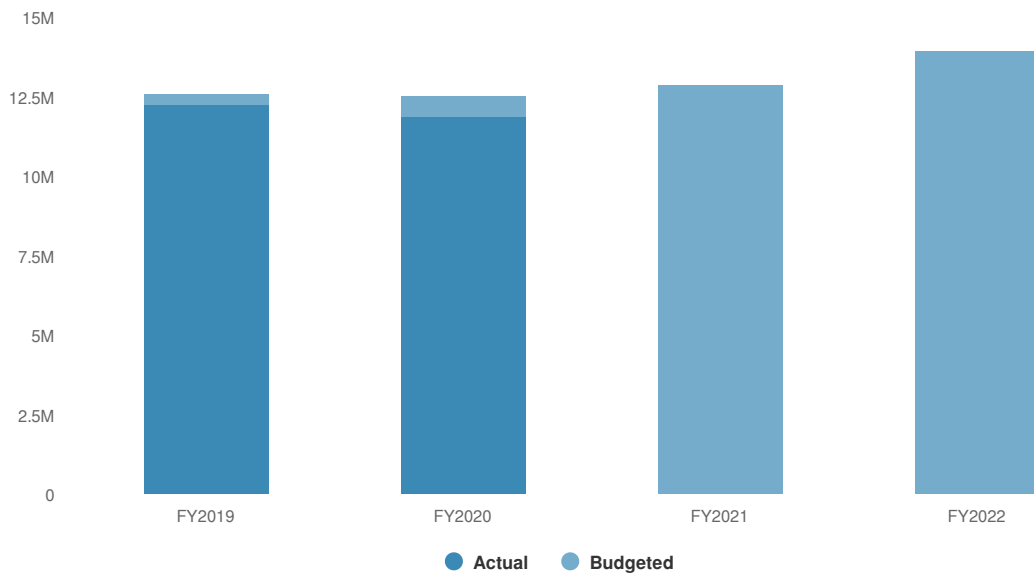
Juan figueroa
Sheriff

Expenditures Summary

The Expenditures Summary provides a comparison between the 2022 Adopted Budget and the 2021 Amended Budget.

\$13,973,373 **\$1,085,753**
(8.42% vs. prior year)

Sheriff (3110) Proposed and Historical Budget vs. Actual



Expenditures by Division and/or Account

This section provides expenditures by division and account to provide the necessary detail required as part of the Adopted Budget.

Name	Account ID	FY2020 Actual	FY2021 Adopted Budget	FY2021 Amended Budget	FY2022 Executive Budget	FY2022 Adopted Budget
Expenditures						
Public Safety						
Sheriff						
Sheriff Administration						
Regular Pay Regular Pay	AA.3110.1810-1300.1300	\$624,214	\$400,644	\$395,644	\$423,637	\$444,129
Overtime Pay Overtime Pay	AA.3110.1810-1410.1410	\$16,243	\$10,000	\$15,000	\$10,000	\$10,000
Contractual Pays Longevity Pay	AA.3110.1810-1420.1440	\$0	\$2,750	\$2,750	\$3,000	\$3,000
Contractual Pays Retro Pay	AA.3110.1810-1420.1465			\$34,500		\$0
Supplies Office	AA.3110.1810-4000.4025	\$3,386	\$4,000	\$4,085	\$6,000	\$6,000
Professional Services Education/Training	AA.3110.1810-4300.4345			\$0	\$4,500	\$4,500
Leases/Rental Equipment	AA.3110.1810-4570.4573	\$4,674	\$4,800	\$2,540	\$2,760	\$2,760
Conference Expenses Con Exp	AA.3110.1810-4580.4580	\$2,783	\$11,500	\$3,545	\$5,750	\$5,750
Travel Trvl	AA.3110.1810-4590.4590	\$605	\$1,000	\$200	\$1,000	\$1,000
Misc Contractual Expense Licenses & Certifications	AA.3110.1810-4600.4620	\$0	\$60	\$0	\$60	\$60
Misc Contractual Expense Memberships	AA.3110.1810-4600.4625	\$605	\$3,020	\$3,380	\$3,530	\$3,530
Maintenance Repair & Maintenance - Equipment	AA.3110.1810-4690.4695	\$2,357	\$3,600	\$2,000	\$1,956	\$1,956
Retirement Ret	AA.3110.1810-8000.8000	\$1,089,315	\$1,036,532	\$1,036,532	\$863,794	\$859,890
Social Security/FICA SS/FICA	AA.3110.1810-8010.8010	\$48,411	\$31,625	\$35,335	\$33,403	\$34,970
Health Insurance Dental	AA.3110.1810-8020.8020	\$62,544	\$75,846	\$75,846	\$91,996	\$90,440
Health Insurance Hospital & Medical	AA.3110.1810-8020.8035	\$1,325,803	\$1,499,152	\$1,499,152	\$1,748,835	\$1,737,412
Health Insurance Optical	AA.3110.1810-8020.8055	\$14,340	\$10,621	\$10,621	\$12,883	\$11,846
Employee Payments Uniform Allowance	AA.3110.1810-8060.8075	\$1,475	\$1,475	\$1,475	\$1,475	\$1,475
Total Sheriff Administration:		\$3,196,755	\$3,096,625	\$3,122,605	\$3,214,579	\$3,218,718
Criminal						
Regular Pay Regular Pay	AA.3110.1811-1300.1300	\$3,627,847	\$3,847,495	\$3,741,974	\$3,841,673	\$3,789,819



Name	Account ID	FY2020 Actual	FY2021 Adopted Budget	FY2021 Amended Budget	FY2022 Executive Budget	FY2022 Adopted Budget
Part Time Pay Part Time Pay	AA.3110.1811-1400.1400	\$416,542	\$400,000	\$472,000	\$435,000	\$418,200
Overtime Pay Overtime Pay	AA.3110.1811-1410.1410	\$633,438	\$500,000	\$588,384	\$500,000	\$500,000
Contractual Pays 207-C Compensation Pay	AA.3110.1811-1420.1420	\$28,108	\$50,000	\$28,500	\$50,000	\$50,000
Contractual Pays Holiday Pay	AA.3110.1811-1420.1430	\$255,331	\$245,000	\$245,000	\$245,000	\$245,000
Contractual Pays Longevity Pay	AA.3110.1811-1420.1440	\$1,250	\$0	\$0		\$0
Contractual Pays On-Call Pay	AA.3110.1811-1420.1445	\$144,000	\$125,000	\$142,500	\$125,000	\$125,000
Contractual Pays Shift Differential Pay	AA.3110.1811-1420.1455	\$66,215	\$55,000	\$59,000	\$60,000	\$60,000
Vehicles Vehicles	AA.3110.1811-2100.2140	\$40,016	\$0	\$35,900		\$0
Computer Equipment Computer Equipment	AA.3110.1811-2200.2200	\$56,878	\$82,414	\$188,976	\$261,749	\$261,749
Other Equipment & Capital Outlays Law Enforcement Equipment	AA.3110.1811-2300.2360	\$28,546	\$50,832	\$57,157	\$108,513	\$108,513
Other Equipment & Capital Outlays Other Equipment	AA.3110.1811-2300.2500	\$4,484	\$13,475	\$13,475	\$5,000	\$5,000
Supplies Auto Fuel	AA.3110.1811-4000.4000	\$149,644	\$172,210	\$187,919	\$247,915	\$247,915
Supplies Auto Parts	AA.3110.1811-4000.4005	\$1,042	\$5,000	\$0	\$5,000	\$5,000
Supplies Office	AA.3110.1811-4000.4025	\$9,534	\$6,750	\$14,250	\$27,600	\$27,600
Supplies Other General	AA.3110.1811-4000.4030	\$89,741	\$41,672	\$73,818	\$75,400	\$75,400
Supplies Police	AA.3110.1811-4000.4035	\$98,429	\$88,389	\$122,548	\$232,016	\$232,016
Supplies Program	AA.3110.1811-4000.4040	\$1,078	\$2,000	\$300	\$2,500	\$2,500
Building Maint & Repair Gas & Electricity	AA.3110.1811-4200.4200	\$1,520	\$1,980	\$1,980	\$1,980	\$1,980
Building Maint & Repair Heating Fuel	AA.3110.1811-4200.4230	\$957	\$1,500	\$1,500	\$1,500	\$1,500
Building Maint & Repair Security & Alarm Maintenance	AA.3110.1811-4200.4250	\$112	\$0	\$0		\$0
Building Maint & Repair Water Usage Fee	AA.3110.1811-4200.4265	\$700	\$700	\$1,200	\$700	\$700
Building Maint & Repair Other Building Maint & Repair	AA.3110.1811-4200.4295	\$361	\$500	\$925	\$13,500	\$13,500
Professional Services Education/Training	AA.3110.1811-4300.4345			\$0	\$44,785	\$44,785
Professional Services Laboratory Fees	AA.3110.1811-4300.4420	\$4,205	\$4,660	\$11,124	\$12,910	\$12,910
Professional Services Legal	AA.3110.1811-4300.4430	\$2,149	\$3,000	\$5,940	\$3,000	\$3,000
Professional Services Medical/Health	AA.3110.1811-4300.4440	\$9,100	\$3,500	\$40,510	\$24,100	\$24,100



Name	Account ID	FY2020 Actual	FY2021 Adopted Budget	FY2021 Amended Budget	FY2022 Executive Budget	FY2022 Adopted Budget
Professional Services Other Fees	AA.3110.1811-4300.4505	\$26,543	\$0	\$17,500	\$30,000	\$30,000
Leases/Rental Equipment	AA.3110.1811-4570.4573	\$9,292	\$6,000	\$2,960	\$18,000	\$18,000
Leases/Rental Real Property	AA.3110.1811-4570.4575	\$31,752	\$32,952	\$32,952	\$37,416	\$37,416
Conference Expenses Con Exp	AA.3110.1811-4580.4580	\$10,128	\$41,425	\$66,340	\$64,966	\$64,966
Travel Trvl	AA.3110.1811-4590.4590	\$1,610	\$7,000	\$7,264	\$15,000	\$15,000
Misc Contractual Expense Licenses & Certifications	AA.3110.1811-4600.4620	\$38,636	\$36,625	\$29,090	\$39,561	\$39,561
Misc Contractual Expense Memberships	AA.3110.1811-4600.4625	\$771	\$2,734	\$1,634	\$2,014	\$2,014
Misc Contractual Expense Periodicals	AA.3110.1811-4600.4635	\$4,506	\$5,244	\$11,379	\$17,002	\$17,002
Misc Contractual Expense Printing Service	AA.3110.1811-4600.4650	\$849	\$5,500	\$5,145	\$12,500	\$12,500
Misc Contractual Expense Other	AA.3110.1811-4600.4660	\$434	\$0	\$0		\$0
Communication Expenses Equipment Rentals	AA.3110.1811-4670.4670	\$112,665	\$119,216	\$119,216	\$126,540	\$126,540
Communication Expenses Telephone Services	AA.3110.1811-4670.4680	\$197,539	\$193,360	\$193,360	\$202,260	\$202,260
Maintenance Auto Repair	AA.3110.1811-4690.4690	\$111,643	\$176,980	\$149,814	\$197,250	\$197,250
Maintenance Repair & Maintenance - Equipment	AA.3110.1811-4690.4695	\$68,173	\$62,128	\$31,603	\$84,232	\$84,232
Maintenance Software	AA.3110.1811-4690.4700	\$193,829	\$172,965	\$161,390	\$186,076	\$186,076
Social Security/FICA SS/FICA	AA.3110.1811-8010.8010	\$381,808	\$399,521	\$399,521	\$402,135	\$396,882
Employee Payments Uniform Allowance	AA.3110.1811-8060.8075	\$41,270	\$48,400	\$47,100	\$51,900	\$51,900
Total Criminal:		\$6,902,673	\$7,011,127	\$7,311,149	\$7,811,693	\$7,737,786
Special Programs						
Regular Pay Regular Pay	AA.3110.1812-1300.1300	\$350,276	\$366,752	\$340,082	\$461,994	\$461,994
Part Time Pay Part Time Pay	AA.3110.1812-1400.1400	\$27,962	\$25,928	\$43,928	\$26,000	\$26,000
Overtime Pay Overtime Pay	AA.3110.1812-1410.1410	\$13,535	\$39,400	\$28,900	\$15,000	\$15,000
Contractual Pays 207-C Compensation Pay	AA.3110.1812-1420.1420	\$3,032	\$0	\$0		\$0
Contractual Pays Holiday Pay	AA.3110.1812-1420.1430	\$12,935	\$13,500	\$13,500	\$13,500	\$13,500
Contractual Pays On-Call Pay	AA.3110.1812-1420.1445	\$5,663	\$6,000	\$6,000	\$6,000	\$6,000
Contractual Pays Shift Differential Pay	AA.3110.1812-1420.1455	\$2,725	\$5,000	\$5,000	\$5,000	\$5,000



Name	Account ID	FY2020 Actual	FY2021 Adopted Budget	FY2021 Amended Budget	FY2022 Executive Budget	FY2022 Adopted Budget
Computer Equipment Software	AA.3110.1812-2200.2220			\$0	\$15,000	\$15,000
Other Equipment & Capital Outlays Law Enforcement Equipment	AA.3110.1812-2300.2360	\$12,795	\$0	\$0	\$13,500	\$13,500
Supplies Office	AA.3110.1812-4000.4025	\$0	\$150	\$150	\$4,800	\$4,800
Supplies Other General	AA.3110.1812-4000.4030	\$9,374	\$14,000	\$9,568	\$16,500	\$16,500
Supplies Police	AA.3110.1812-4000.4035	\$1,142	\$1,000	\$500	\$3,800	\$3,800
Supplies Program	AA.3110.1812-4000.4040	\$0	\$3,350	\$4,169	\$4,528	\$4,528
Professional Services Education/Training	AA.3110.1812-4300.4345			\$0	\$3,500	\$3,500
Professional Services Medical/Health	AA.3110.1812-4300.4440	\$13,180	\$25,000	\$21,848	\$28,000	\$28,000
Conference Expenses Con Exp	AA.3110.1812-4580.4580	\$0	\$2,750	\$2,600	\$2,750	\$2,750
Travel Trvl	AA.3110.1812-4590.4590	\$0	\$0	\$415	\$1,000	\$1,000
Misc Contractual Expense Licenses & Certifications	AA.3110.1812-4600.4620	\$275	\$550	\$286	\$650	\$650
Communication Expenses Telephone Services	AA.3110.1812-4670.4680	\$1,066	\$1,500	\$1,000	\$4,500	\$4,500
Social Security/FICA SS/FICA	AA.3110.1812-8010.8010	\$31,282	\$34,928	\$34,928	\$40,353	\$40,353
Employee Payments Uniform Allowance	AA.3110.1812-8060.8075	\$3,911	\$3,225	\$3,225	\$5,425	\$5,425
Total Special Programs:		\$489,152	\$543,033	\$516,099	\$671,800	\$671,800
County Building Security						
Regular Pay Regular Pay	AA.3110.1815-1300.1300	\$587,575	\$610,298	\$598,298	\$684,477	\$684,477
Part Time Pay Part Time Pay	AA.3110.1815-1400.1400	\$159,274	\$167,289	\$179,289	\$195,000	\$195,000
Overtime Pay Overtime Pay	AA.3110.1815-1410.1410	\$90,498	\$160,000	\$160,000	\$175,000	\$175,000
Contractual Pays Holiday Pay	AA.3110.1815-1420.1430	\$4,355	\$5,000	\$5,000	\$5,000	\$5,000
Contractual Pays Shift Differential Pay	AA.3110.1815-1420.1455	\$944	\$5,000	\$5,000	\$5,000	\$5,000
Contractual Pays Retro Pay	AA.3110.1815-1420.1465	\$0		\$14,000		\$0
Other Equipment & Capital Outlays Law Enforcement Equipment	AA.3110.1815-2300.2360			\$0	\$4,445	\$4,445
Supplies Other General	AA.3110.1815-4000.4030	\$6,206	\$5,000	\$5,610	\$10,000	\$10,000
Travel Trvl	AA.3110.1815-4590.4590	\$0	\$0	\$155	\$0	\$0
Misc Contractual Expense Licenses & Certifications	AA.3110.1815-4600.4620	\$175	\$125	\$615	\$500	\$500



Name	Account ID	FY2020 Actual	FY2021 Adopted Budget	FY2021 Amended Budget	FY2022 Executive Budget	FY2022 Adopted Budget
Communication Expenses Telephone Services	AA.3110.1815-4670.4680	\$830	\$500	\$1,000	\$500	\$500
Social Security/FICA SS/FICA	AA.3110.1815-8010.8010	\$63,160	\$73,029	\$73,029	\$81,433	\$81,433
Employee Payments Uniform Allowance	AA.3110.1815-8060.8075	\$6,285	\$4,800	\$6,100	\$6,525	\$6,525
Total County Building Security:		\$919,301	\$1,031,041	\$1,048,096	\$1,167,880	\$1,167,880
Civil Division						
Regular Pay Regular Pay	AA.3110.1817-1300.1300	\$201,358	\$427,674	\$406,674	\$480,407	\$480,407
Part Time Pay Part Time Pay	AA.3110.1817-1400.1400	\$62,980	\$46,000	\$54,000	\$58,000	\$58,000
Overtime Pay Overtime Pay	AA.3110.1817-1410.1410	\$634	\$5,000	\$28,000	\$10,000	\$10,000
Contractual Pays Longevity Pay	AA.3110.1817-1420.1440	\$3,000	\$1,500	\$1,500	\$1,500	\$1,500
Office Equipment Office Equipment	AA.3110.1817-2000.2000	\$0	\$5,000	\$5,000	\$2,500	\$2,500
Vehicles Vehicles	AA.3110.1817-2100.2140	\$28,587	\$0	\$0		\$0
Computer Equipment Software	AA.3110.1817-2200.2220	\$4,289	\$0	\$7,012	\$11,500	\$11,500
Supplies Office	AA.3110.1817-4000.4025	\$6,202	\$13,000	\$17,555	\$22,500	\$22,500
Supplies Other General	AA.3110.1817-4000.4030	\$174	\$0	\$0		\$0
Professional Services Education/Training	AA.3110.1817-4300.4345			\$0	\$2,700	\$2,700
Professional Services Other Fees	AA.3110.1817-4300.4505	\$0		\$5,820	\$0	\$0
Leases/Rental Equipment	AA.3110.1817-4570.4573	\$1,478	\$4,200	\$2,200	\$4,200	\$4,200
Conference Expenses Con Exp	AA.3110.1817-4580.4580	\$0	\$4,200	\$4,200	\$750	\$750
Travel Trvl	AA.3110.1817-4590.4590	\$15	\$1,500	\$300	\$1,500	\$1,500
Misc Contractual Expense Licenses & Certifications	AA.3110.1817-4600.4620	\$60	\$240	\$110	\$300	\$300
Misc Contractual Expense Memberships	AA.3110.1817-4600.4625	\$0	\$50	\$50	\$50	\$50
Misc Contractual Expense Postage	AA.3110.1817-4600.4645	\$18,989	\$35,000	\$27,380	\$40,000	\$40,000
Misc Contractual Expense Printing Service	AA.3110.1817-4600.4650	\$683	\$6,500	\$2,300	\$6,500	\$6,500
Misc Contractual Expense Other	AA.3110.1817-4600.4660	\$0	\$0	\$1,200	\$0	\$0
Communication Expenses Telephone Services	AA.3110.1817-4670.4680	\$573	\$500	\$500	\$500	\$500
Maintenance Auto Repair	AA.3110.1817-4690.4690	\$0	\$500	\$4,610	\$1,400	\$1,400



Name	Account ID	FY2020 Actual	FY2021 Adopted Budget	FY2021 Amended Budget	FY2022 Executive Budget	FY2022 Adopted Budget
Maintenance Repair & Maintenance - Equipment	AA.3110.1817-4690.4695	\$951	\$2,760	\$1,260	\$2,760	\$2,760
Maintenance Software	AA.3110.1817-4690.4700	\$35,570	\$30,000	\$30,000	\$30,000	\$30,000
Social Security/FICA SS/FICA	AA.3110.1817-8010.8010	\$19,020	\$36,734	\$36,734	\$42,068	\$42,068
Total Civil Division:		\$384,563	\$620,358	\$636,405	\$719,135	\$719,135
ORACLE						
Regular Pay Regular Pay	AA.3110.1818-1300.1300		\$148,972	\$148,972	\$158,164	\$158,164
Part Time Pay Part Time Pay	AA.3110.1818-1400.1400		\$23,997	\$23,997	\$24,550	\$24,550
Computer Equipment Computer Equipment	AA.3110.1818-2200.2200	\$2,414	\$0	\$7,723	\$0	\$0
Computer Equipment Software	AA.3110.1818-2200.2220		\$25,000	\$25,000	\$0	\$0
Supplies Office	AA.3110.1818-4000.4025	\$0	\$1,500	\$1,500	\$2,000	\$2,000
Professional Services Other Fees	AA.3110.1818-4300.4505	\$0	\$6,000	\$6,000	\$6,000	\$6,000
Conference Expenses Con Exp	AA.3110.1818-4580.4580		\$11,500	\$11,500	\$11,500	\$11,500
Travel Trvl	AA.3110.1818-4590.4590		\$12,034	\$12,034	\$12,034	\$12,034
Communication Expenses Telephone Services	AA.3110.1818-4670.4680		\$2,340	\$2,340	\$2,340	\$2,340
Social Security/FICA SS/FICA	AA.3110.1818-8010.8010		\$13,232	\$13,232	\$13,978	\$13,978
Employee Payments Uniform Allowance	AA.3110.1818-8060.8075		\$969	\$969	\$0	\$0
Total ORACLE:		\$2,414	\$245,544	\$253,267	\$230,566	\$230,566
Professional Standards						
Regular Pay Regular Pay	AA.3110.1820-1300.1300			\$0	\$165,329	\$165,329
Part Time Pay Part Time Pay	AA.3110.1820-1400.1400			\$0	\$25,928	\$25,928
Computer Equipment Computer Equipment	AA.3110.1820-2200.2200			\$0	\$10,000	\$10,000
Supplies Office	AA.3110.1820-4000.4025			\$0	\$2,000	\$2,000
Conference Expenses Con Exp	AA.3110.1820-4580.4580			\$0	\$5,000	\$5,000
Travel Trvl	AA.3110.1820-4590.4590			\$0	\$500	\$500
Communication Expenses Telephone Services	AA.3110.1820-4670.4680			\$0	\$2,000	\$2,000
Social Security/FICA SS/FICA	AA.3110.1820-8010.8010			\$0	\$14,631	\$14,631

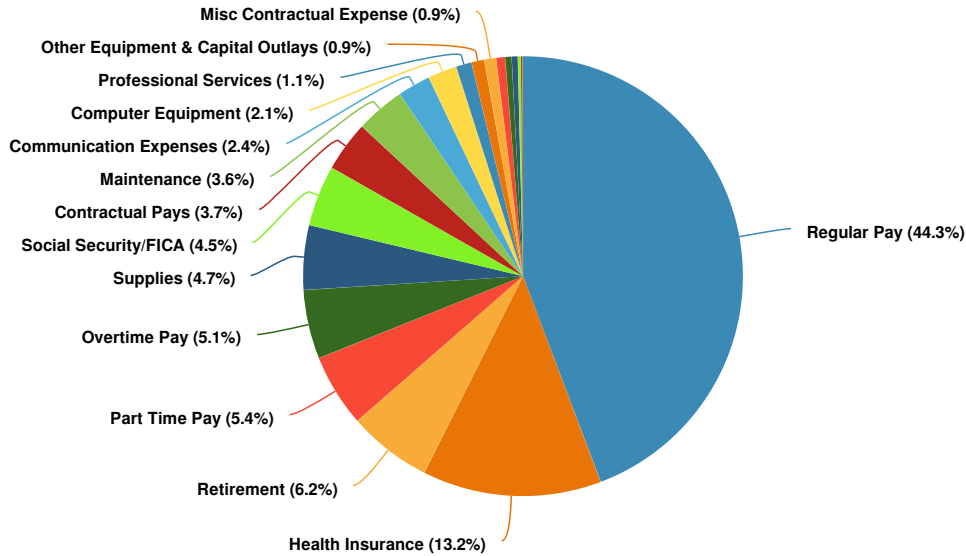


Name	Account ID	FY2020 Actual	FY2021 Adopted Budget	FY2021 Amended Budget	FY2022 Executive Budget	FY2022 Adopted Budget
Employee Payments Uniform Allowance	AA.3110.1820-8060.8075			\$0	\$2,100	\$2,100
Total Professional Standards:				\$0	\$227,488	\$227,488
Total Sheriff:		\$11,894,858	\$12,547,728	\$12,887,620	\$14,043,141	\$13,973,373
Total Public Safety:		\$11,894,858	\$12,547,728	\$12,887,620	\$14,043,141	\$13,973,373
Total Expenditures:		\$11,894,858	\$12,547,728	\$12,887,620	\$14,043,141	\$13,973,373

Expenditures by Expense Type

This section provides a summary of expenditures by type to provide context on categorical spending.

Budgeted Expenditures by Expense Type



Name	FY2020 Actual	FY2021 Adopted Budget	FY2021 Amended Budget	FY2022 Executive Budget	FY2022 Adopted Budget
Expense Objects					
Regular Pay	\$5,391,270	\$5,801,835	\$5,631,644	\$6,215,681	\$6,184,319
Part Time Pay	\$666,758	\$663,214	\$773,214	\$764,478	\$747,678
Overtime Pay	\$754,348	\$714,400	\$820,284	\$710,000	\$710,000
Contractual Pays	\$527,557	\$513,750	\$562,250	\$519,000	\$519,000
Office Equipment	\$0	\$5,000	\$5,000	\$2,500	\$2,500
Vehicles	\$68,603	\$0	\$35,900		\$0
Computer Equipment	\$63,581	\$107,414	\$228,711	\$298,249	\$298,249
Other Equipment & Capital Outlays	\$45,825	\$64,307	\$70,632	\$131,458	\$131,458
Supplies	\$375,951	\$358,021	\$441,972	\$662,559	\$662,559
Building Maint & Repair	\$3,650	\$4,680	\$5,605	\$17,680	\$17,680
Professional Services	\$55,177	\$42,160	\$108,742	\$159,495	\$159,495
Leases/Rental	\$47,196	\$47,952	\$40,652	\$62,376	\$62,376
Conference Expenses	\$12,911	\$71,375	\$88,185	\$90,716	\$90,716
Travel	\$2,230	\$21,534	\$20,368	\$31,034	\$31,034
Misc Contractual Expense	\$65,982	\$95,648	\$82,569	\$122,667	\$122,667
Communication Expenses	\$312,673	\$317,416	\$317,416	\$338,640	\$338,640
Maintenance	\$412,523	\$448,933	\$380,677	\$503,674	\$503,674
Retirement	\$1,089,315	\$1,036,532	\$1,036,532	\$863,794	\$859,890
Social Security/FICA	\$543,682	\$589,069	\$592,779	\$628,001	\$624,315



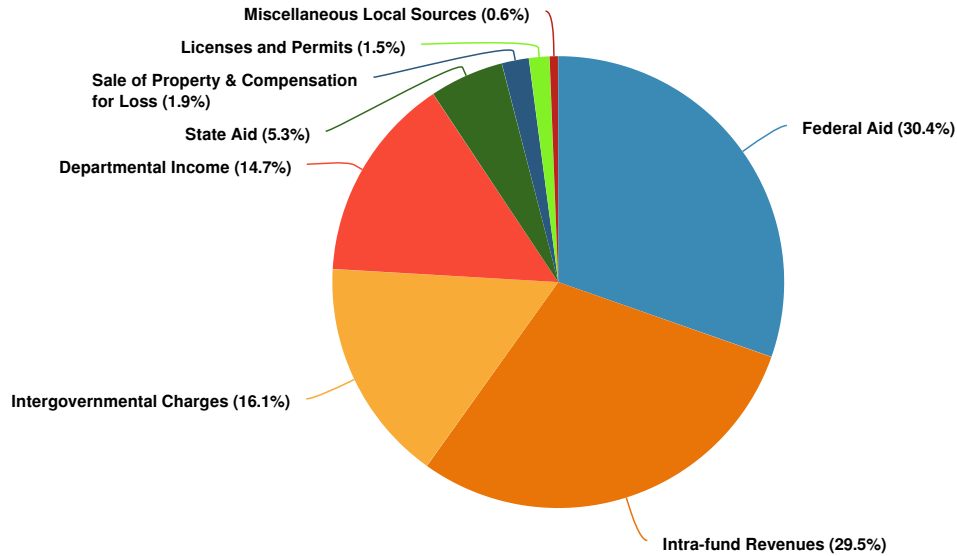
Name	FY2020 Actual	FY2021 Adopted Budget	FY2021 Amended Budget	FY2022 Executive Budget	FY2022 Adopted Budget
Health Insurance	\$1,402,686	\$1,585,619	\$1,585,619	\$1,853,714	\$1,839,698
Employee Payments	\$52,941	\$58,869	\$58,869	\$67,425	\$67,425
Total Expense Objects:	\$11,894,858	\$12,547,728	\$12,887,620	\$14,043,141	\$13,973,373



Revenues by Source

This section provides a detailed listing of revenues by source and account.

Projected 2022 Revenues by Source



Name	Account ID	FY2020 Actual	FY2021 Adopted Budget	FY2021 Amended Budget	FY2022 Executive Budget	FY2022 Adopted Budget
Revenue Source						
Departmental Income						
Departmental Income Sheriff Fees	AA.3110.1817-3120.1510	\$178,186	\$225,500	\$225,500	\$240,000	\$240,000
Departmental Income False Alarm Fee	AA.3110.1811-3120.1511	\$1,190	\$1,200	\$1,200	\$900	\$900
Total Departmental Income:		\$179,376	\$226,700	\$226,700	\$240,900	\$240,900
Intergovernmental Charges						
Intergovernmental Charges Public Safety Services-Other Gov	AA.3110.1812-3200.2260	\$312,631	\$308,628	\$308,628	\$262,523	\$262,523
Total Intergovernmental Charges:		\$312,631	\$308,628	\$308,628	\$262,523	\$262,523
Licenses and Permits						
Licenses and Permits Permits	AA.3110.1817-3250.2590	\$20,550	\$65,000	\$65,000	\$24,000	\$24,000
Total Licenses and Permits:		\$20,550	\$65,000	\$65,000	\$24,000	\$24,000
Fines & Forfeitures						
Fines & Forfeitures Fines and Forfeited Bail	AA.3110.1810-3260.2610	\$6,028	\$0	\$0		\$0
Total Fines & Forfeitures:		\$6,028	\$0	\$0		\$0



Name	Account ID	FY2020 Actual	FY2021 Adopted Budget	FY2021 Amended Budget	FY2022 Executive Budget	FY2022 Adopted Budget
Sale of Property & Compensation for Loss						
Sale of Property & Compensation for Loss Other Compensation for Loss	AA.3110.1811- 3270.2690	\$20,510	\$31,700	\$31,700	\$31,700	\$31,700
Total Sale of Property & Compensation for Loss:		\$20,510	\$31,700	\$31,700	\$31,700	\$31,700
Miscellaneous Local Sources						
Miscellaneous Local Sources Unclassified Revenues	AA.3110.1811- 3280.2770	\$7,859	\$10,000	\$15,000	\$10,000	\$10,000
Total Miscellaneous Local Sources:		\$7,859	\$10,000	\$15,000	\$10,000	\$10,000
State Aid						
State Aid Other Public Safety	AA.3110.1811- 3300.3389	\$46,830	\$95,006	\$95,006	\$61,779	\$61,779
State Aid Other Public Safety	AA.3110.1812- 3300.3389	\$25,000	\$25,250	\$25,250	\$25,250	\$25,250
Total State Aid:		\$71,830	\$120,256	\$120,256	\$87,029	\$87,029
Federal Aid						
Federal Aid Other Public Safety	AA.3110.1811- 3400.4389	\$104,530	\$171,354	\$265,503	\$201,459	\$201,459
Federal Aid Other Public Safety	AA.3110.1812- 3400.4389	\$3,990	\$10,000	\$10,000	\$7,000	\$7,000
Federal Aid Other Public Safety	AA.3110.1818- 3400.4389	\$0	\$320,685	\$320,685	\$288,483	\$288,483
Total Federal Aid:		\$108,520	\$502,039	\$596,188	\$496,942	\$496,942
Intra-fund Revenues						
Intra-fund Revenues Inter-departmental Revenues	AA.3110.1812- 3600.2802	\$13,445	\$34,400	\$34,400	\$14,700	\$14,700
Intra-fund Revenues Inter-departmental Revenues	AA.3110.1815- 3600.2802	\$405,856	\$601,684	\$601,684	\$467,846	\$467,846
Total Intra-fund Revenues:		\$419,301	\$636,084	\$636,084	\$482,546	\$482,546
Total Revenue Source:		\$1,146,604	\$1,900,407	\$1,999,556	\$1,635,640	\$1,635,640



Department Position Summary - Sheriff (3110) - Page 1

A3110			Sheriff			
Division	Position #	Title	2021 Adopted	2022 Department Request	2022 Executive Recommended	2022 Adopted
1810						
	31101001	SHERIFF	101,727	101,712	101,712	101,712
	31101005	UNDRSHERIFF	105,903	105,498	108,659	114,092
	31101100	CON SEC SH	54,580	60,362	64,043	64,043
	31101440	ADM AST/T	67,985	73,715	71,951	71,951
	31101443	IT SPEC	<u>70,449</u>	<u>70,179</u>	<u>77,272</u>	<u>92,331</u>
	Total Full Time Salary		400,644	411,466	423,637	444,129
	Division Total		<u>400,644</u>	<u>411,466</u>	<u>423,637</u>	<u>444,129</u>
1811						
	31101025	DEP SHER	64,635	66,248	66,248	66,248
	31101040	DEP SHER	66,503	67,418	67,418	67,418
	31101045	DS SGT	76,588	76,294	76,294	76,294
	31101175	DS LT	98,574	99,195	99,195	99,195
	31101201	DEP SHER	0	55,268	55,268	55,268
	31101295	DS DET LT	105,945	106,579	106,579	106,579
	31101296	DS LT	97,572	100,235	100,235	100,235
	31101301	DS CAPT	113,232	113,797	113,797	113,797
	31101360	DS LT	102,124	101,733	101,733	101,733
	31101361	DS SGT	86,172	0	0	0
	31101362	DS SGT	86,172	79,394	79,394	79,394
	31101363	DS DET SGT	89,909	89,565	89,565	89,565
	31101364	EM SRV DIS	68,737	68,474	68,474	68,474
	31101365	DS SGT	86,172	73,299	73,299	73,299
	31101366	DS SGT	86,172	85,842	85,842	85,842
	31101390	DS FST SGT	89,909	89,565	89,565	89,565
	31101391	DEP SHER	70,564	63,085	63,085	63,085
	31101392	DS SGT	81,107	82,576	82,576	82,576
	31101393	DS SGT	0	82,576	82,576	82,576
	31101395	EM SRV DIS	58,380	59,385	59,385	59,385
	31101396	DEP SHER	78,049	0	0	0
	31101397	DS DETECT	79,031	80,214	80,214	80,214
	31101398	DS DETECT	79,382	0	0	0
	31101399	DEP SHER	54,961	57,038	57,038	57,038
	31101400	DEP SHER	64,996	0	0	0
	31101400	DS DETECT	0	69,805	69,805	69,805
	31101401	DEP SHER	69,150	68,890	68,890	68,890
	31101402	DEP SHER	52,054	55,329	55,329	55,329
	31101403	DS SGT	86,172	85,842	85,842	85,842
	31101404	DEP SHER	74,696	54,527	54,527	54,527
	31101405	DEP SHER	64,450	66,248	66,248	66,248
	31101406	DS DETECT	0	75,670	75,670	75,670
	31101407	DEP SHER	65,068	51,854	51,854	51,854
	31101410	DS DETECT	82,184	72,662	72,662	72,662
	31101411	DS DETECT	71,719	72,696	72,696	72,696
	31101412	DS DETECT	78,607	0	0	0



Department Position Summary - Sheriff (3110) - Page 2

A3110		Sheriff				
Division	Position #	Title	2021 Adopted	2022 Department Request	2022 Executive Recommended	2022 Adopted
1811	31101414	DEP SHER	72,120	72,571	72,571	72,571
	31101415	DEP SHER	63,809	65,650	65,650	65,650
	31101416	DEP SHER	56,163	51,854	51,854	51,854
	31101418	DEP SHER	69,150	70,037	70,037	70,037
	31101419	DEP SHER	55,092	57,174	57,174	57,174
	31101420	EM SRV DIS	68,737	68,474	68,474	68,474
	31101421	DEP SHER	63,809	63,885	63,885	63,885
	31101422	DEP SHER	0	53,661	53,661	53,661
	31101423	DEP SHER	63,809	63,565	63,565	63,565
	31101424	DEP SHER	75,043	53,467	53,467	53,467
	31101425	DEP SHER	66,554	68,890	68,890	68,890
	31101427	DEP SHER	72,120	73,164	73,164	73,164
	31101428	DEP SHER	0	61,501	61,501	61,501
	31101431	DEP SHER	59,485	61,693	61,693	61,693
	31101432	DEP SHER	78,049	77,750	77,750	77,750
	31101433	DEP SHER	54,264	56,315	56,315	56,315
	31101434	DEP SHER	66,503	51,854	51,854	51,854
	31101435	DEP SHER	57,571	59,723	59,723	59,723
	31101438	DEP SHER	63,830	66,248	66,248	66,248
	31101441	DEP SHER	57,607	59,770	59,770	59,770
	31101448	DEP SHER	52,054	54,605	54,605	54,605
	31101450	DEP SHER	53,767	55,809	55,809	55,809
	31101500	DEP SHER	0	51,854	51,854	0
	31104002	EM SRV DIS	<u>48,973</u>	<u>50,856</u>	<u>50,856</u>	<u>50,856</u>
	Total Full Time Salary		3,847,495	3,841,673	3,841,673	3,789,819
	Other Part Time Pay		<u>400,000</u>	<u>400,000</u>	<u>435,000</u>	<u>418,200</u>
	Division Total		<u>4,247,495</u>	<u>4,241,673</u>	<u>4,276,673</u>	<u>4,208,019</u>
1812	31101201	DEP SHER	54,146	0	0	0
	31101202	DEP SHER	64,975	66,248	66,248	66,248
	31101398	DS DETECT	0	81,869	81,869	81,869
	31101406	DS DETECT	74,326	0	0	0
	31101412	DS DETECT	0	78,728	78,728	78,728
	31101428	DEP SHER	59,300	0	0	0
	31101439	DEP SHER	63,809	64,906	64,906	64,906
	31101447	DISC COORD	50,196	51,422	51,422	51,422
	31101505	DS DETECT	0	66,967	66,967	66,967
	31101510	DEP SHER	<u>0</u>	<u>51,854</u>	<u>51,854</u>	<u>51,854</u>
	Total Full Time Salary		366,752	461,994	461,994	461,994
	Other Part Time Pay		<u>25,928</u>	<u>26,000</u>	<u>26,000</u>	<u>26,000</u>
	Division Total		<u>392,680</u>	<u>487,994</u>	<u>487,994</u>	<u>487,994</u>



Department Position Summary - Sheriff (3110) - Page 3

A3110			Sheriff			
Division	Position #	Title	2021 Adopted	2022 Department Request	2022 Executive Recommended	2022 Adopted
1815						
	31101029	SEC GUARD	51,302	56,965	56,965	56,965
	31101031	SEC GUARD	52,618	41,818	41,818	41,818
	31101032	SEC GUARD	43,664	44,626	49,272	49,272
	31101033	SEC GUARD	44,803	45,824	50,571	50,571
	31101035	SEC GUARD	44,716	45,731	50,470	50,470
	31101037	SR SEC GD	59,257	57,075	62,837	62,837
	31101361	DS SGT	0	85,842	85,842	85,842
	31101393	DS SGT	76,588	0	0	0
	31101396	DEP SHER	0	77,750	77,750	77,750
	31101408	DEP SHER	72,120	72,627	72,627	72,627
	31101422	DEP SHER	78,049	0	0	0
	31101437	SEC GUARD	42,296	42,072	46,499	46,499
	31101446	SEC GUARD	44,885	44,717	49,370	49,370
	31101515	SEC GUARD	0	40,456	40,456	40,456
	Total Full Time Salary		610,298	655,503	684,477	684,477
	Other Part Time Pay		167,289	195,000	195,000	195,000
	Division Total		777,587	850,503	879,477	879,477
1817						
	31101110	CLERK	45,852	45,677	45,677	45,677
	31101115	SH FA I	50,216	50,890	50,890	50,890
	31101116	SH AST I	43,032	42,869	42,869	42,869
	31101117	PSTL PT EX	45,057	46,096	46,096	46,096
	31101130	SH FA II	66,210	66,608	66,608	66,608
	31101131	SH FA I	44,530	44,810	44,810	44,810
	31101180	SH FA III	64,854	64,730	64,730	64,730
	31101204	CH CIV ADM	67,923	75,649	77,917	77,917
	31101520	SH FA I	0	40,810	40,810	40,810
	Total Full Time Salary		427,674	478,139	480,407	480,407
	Other Part Time Pay		46,000	58,000	58,000	58,000
	Division Total		473,674	536,139	538,407	538,407
1818						
	31101452	ODD SYS SPEC	62,972	72,109	72,109	72,109
	31101453	PEER REC ADV	43,000	43,228	43,228	43,228
	31101454	PEER REC ADV	43,000	42,827	42,827	42,827
	Total Full Time Salary		148,972	158,164	158,164	158,164
	Other Part Time Pay		23,997	24,550	24,550	24,550
	Division Total		172,969	182,714	182,714	182,714



Department Position Summary - Sheriff (3110) - Page 4

A3110		Sheriff				
Division	Position #	Title	2021 Adopted	2022 Department Request	2022 Executive Recommended	2022 Adopted
1820						
	31101525	PROF INTEG OFF	0	74,984	74,984	74,984
	31101530	DS DETECT	0	33,499	33,499	33,499
	31101535	CORR OFF	0	<u>56,846</u>	<u>56,846</u>	<u>56,846</u>
	Total Full Time Salary		0	165,329	165,329	165,329
	Other Part Time Pay		0	<u>25,928</u>	<u>25,928</u>	<u>25,928</u>
	Division Total		0	<u>191,257</u>	<u>191,257</u>	<u>191,257</u>
	Department Total		6,465,049	6,901,746	6,980,159	6,931,997
	Total Benefited Employees		86	94	94	93

PL Notes:

31101201 - Moved to Division 1811	31101515 - New Position
31101361 - Moved to Division 1815	31101520 - New Position
31101393 - Moved to Division 1811	31101525 - New Position
31101396 - Moved to Division 1815	31101530 - New Position - Start 7/1/2022
31101398 - Moved to Division 1812	31101535 - Moved from Dept 3150
31101400 - Title Change	
31101406 - Moved to Division 1811	
31101412 - Moved to Division 1812	
31101422 - Moved to Division 1811	
31101428 - Moved to Division 1811	
31101500 - New Position	
31101505 - New Position	
31101510 - New Position	



Sheriff - Municipal Court (1110)

Juan Figueroa
Sheriff

Expenditures by Division and/or Account

Expenditures by Expense Type

Revenues by Source



Sheriff - Jail (3150)

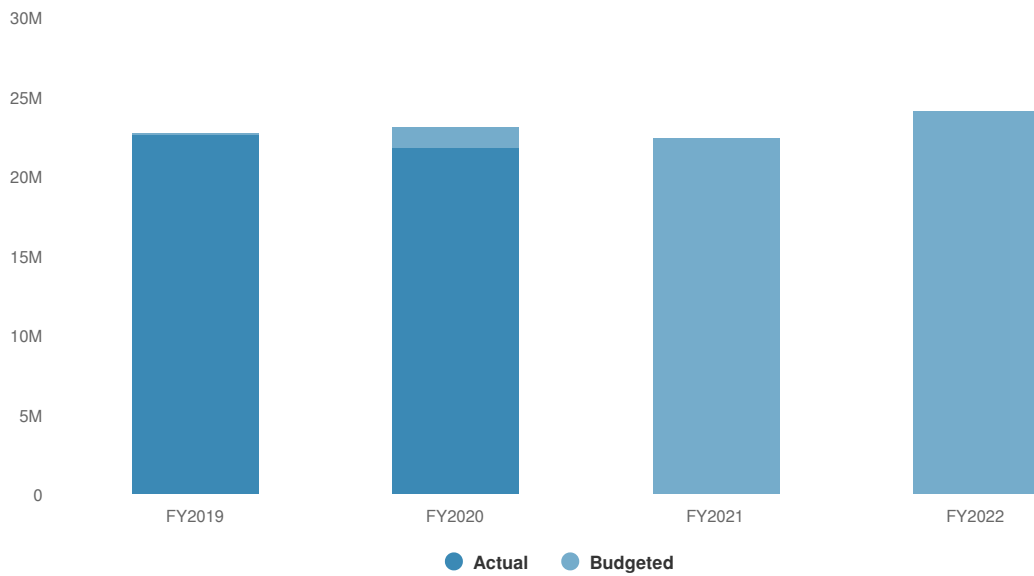
Juan Figueroa
Sheriff

Expenditures Summary

The Expenditures Summary provides a comparison between the 2022 Adopted Budget and the 2021 Amended Budget.

\$24,159,098 **\$1,704,284**
(7.59% vs. prior year)

Sheriff - Jail (3150) Proposed and Historical Budget vs. Actual



Expenditures by Division and/or Account

This section provides expenditures by division and account to provide the necessary detail required as part of the Adopted Budget.

Name	Account ID	FY2020 Actual	FY2021 Adopted Budget	FY2021 Amended Budget	FY2022 Executive Budget	FY2022 Adopted Budget
Expenditures						
Public Safety						
Jail						
Jail						
Regular Pay Regular Pay	AA.3150.1855-1300.1300	\$8,821,129	\$9,409,205	\$8,728,704	\$9,283,495	\$10,159,239
Part Time Pay Part Time Pay	AA.3150.1855-1400.1400	\$185,342	\$212,250	\$182,630	\$212,250	\$231,353
Overtime Pay Overtime Pay	AA.3150.1855-1410.1410	\$1,418,890	\$1,100,000	\$1,600,000	\$1,500,000	\$1,635,000
Contractual Pays 207-C Compensation Pay	AA.3150.1855-1420.1420	\$347,312	\$204,000	\$404,000	\$325,000	\$354,250
Contractual Pays Holiday Pay	AA.3150.1855-1420.1430	\$594,573	\$615,000	\$615,000	\$575,000	\$626,750
Contractual Pays Line-Up Pay	AA.3150.1855-1420.1435	\$206,094	\$220,000	\$205,000	\$220,000	\$239,800
Contractual Pays Longevity Pay	AA.3150.1855-1420.1440	\$9,000	\$10,250	\$10,250	\$3,792	\$3,792
Contractual Pays On-Call Pay	AA.3150.1855-1420.1445	\$0		\$0	\$25,000	\$25,000
Contractual Pays Shift Differential Pay	AA.3150.1855-1420.1455	\$215,797	\$210,000	\$225,000	\$210,000	\$228,900
Vehicles Vehicles	AA.3150.1855-2100.2140			\$61,173		\$0
Computer Equipment Computer Equipment	AA.3150.1855-2200.2200	\$11,354	\$50,650	\$68,841	\$68,254	\$68,254
Other Equipment & Capital Outlays Law Enforcement Equipment	AA.3150.1855-2300.2360	\$11,987	\$2,872	\$58,612	\$18,872	\$18,872
Other Equipment & Capital Outlays Other Equipment	AA.3150.1855-2300.2500	\$10,645	\$4,500	\$0	\$4,500	\$4,500
Supplies Auto Fuel	AA.3150.1855-4000.4000	\$17,802	\$30,000	\$30,000	\$40,800	\$40,800
Supplies Office	AA.3150.1855-4000.4025	\$6,376	\$21,285	\$26,972	\$27,025	\$27,025
Supplies Other General	AA.3150.1855-4000.4030	\$233,248	\$194,145	\$232,890	\$213,090	\$213,090
Supplies Police	AA.3150.1855-4000.4035	\$4,195	\$0	\$0		\$0
Professional Services Food	AA.3150.1855-4300.4370	\$490,490	\$592,757	\$577,257	\$610,540	\$610,540
Professional Services Laboratory Fees	AA.3150.1855-4300.4420	\$7,885	\$0	\$1,000	\$8,250	\$8,250
Professional Services Legal	AA.3150.1855-4300.4430	\$1,948	\$10,000	\$10,000	\$10,000	\$10,000
Professional Services Medical/Health	AA.3150.1855-4300.4440	\$3,274,397	\$3,441,020	\$3,452,535	\$3,621,160	\$3,621,160



Name	Account ID	FY2020 Actual	FY2021 Adopted Budget	FY2021 Amended Budget	FY2022 Executive Budget	FY2022 Adopted Budget
Professional Services Other Fees	AA.3150.1855-4300.4505	\$9,203	\$5,000	\$5,000	\$5,500	\$5,500
Leases/Rental Equipment	AA.3150.1855-4570.4573		\$11,000	\$0	\$26,200	\$26,200
Conference Expenses Con Exp	AA.3150.1855-4580.4580	\$2,243	\$0	\$0		\$0
Travel Trvl	AA.3150.1855-4590.4590	\$4,013	\$14,000	\$8,500	\$17,500	\$17,500
Misc Contractual Expense Memberships	AA.3150.1855-4600.4625	\$0	\$0	\$0		\$0
Misc Contractual Expense Periodicals	AA.3150.1855-4600.4635	\$34,534	\$20,896	\$36,149	\$20,900	\$20,900
Misc Contractual Expense Postage	AA.3150.1855-4600.4645	\$1,284	\$2,400	\$2,400	\$2,400	\$2,400
Communication Expenses Telephone Services	AA.3150.1855-4670.4680	\$6,037	\$10,900	\$7,900	\$12,900	\$12,900
Maintenance Auto Repair	AA.3150.1855-4690.4690	\$22,674	\$24,000	\$16,751	\$30,000	\$30,000
Maintenance Repair & Maintenance - Equipment	AA.3150.1855-4690.4695	\$137,368	\$94,495	\$87,495	\$95,650	\$95,650
Maintenance Software	AA.3150.1855-4690.4700	\$26,363	\$47,537	\$35,272	\$50,648	\$50,648
Retirement Ret	AA.3150.1855-8000.8000	\$1,751,942	\$1,692,350	\$1,695,363	\$1,290,129	\$1,399,160
Social Security/FICA SS/FICA	AA.3150.1855-8010.8010	\$845,417	\$916,524	\$918,016	\$945,123	\$1,033,064
Health Insurance Dental	AA.3150.1855-8020.8020	\$124,316	\$139,667	\$139,667	\$146,803	\$146,803
Health Insurance Hospital & Medical	AA.3150.1855-8020.8035	\$2,635,264	\$2,641,622	\$2,647,238	\$2,790,693	\$2,790,693
Health Insurance Optical	AA.3150.1855-8020.8055	\$28,503	\$19,559	\$19,559	\$20,558	\$20,558
Employee Payments Uniform Allowance	AA.3150.1855-8060.8075	\$85,945	\$90,000	\$90,000	\$90,000	\$90,000
Total Jail:		\$21,583,570	\$22,057,884	\$22,199,173	\$22,522,032	\$23,868,551
Jail Telephone Commissions						
Vehicles Vehicles	AA.3150.1856-2100.2140	\$103,377	\$40,000	\$37,905	\$98,000	\$98,000
Computer Equipment Software	AA.3150.1856-2200.2220		\$25,000	\$25,000	\$0	\$0
Other Equipment & Capital Outlays Law Enforcement Equipment	AA.3150.1856-2300.2360	\$9,007	\$11,090	\$21,231	\$11,190	\$11,190
Other Equipment & Capital Outlays Other Equipment	AA.3150.1856-2300.2500	\$0	\$2,200	\$0	\$2,200	\$2,200
Supplies Other General	AA.3150.1856-4000.4030	\$218	\$1,000	\$500	\$2,200	\$2,200
Supplies Police	AA.3150.1856-4000.4035	\$20,304	\$32,255	\$32,755	\$35,946	\$35,946
Supplies Program	AA.3150.1856-4000.4040	\$0	\$5,250	\$2,950	\$5,525	\$5,525



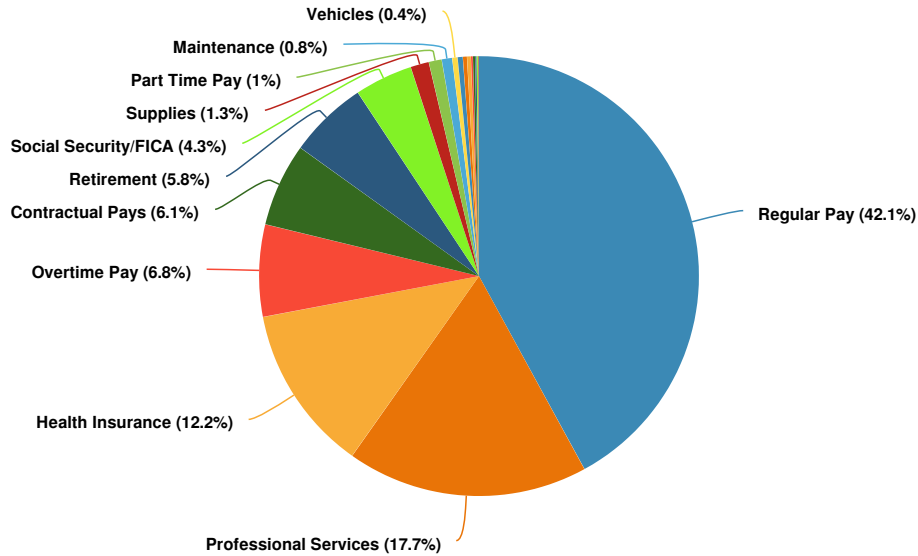
Name	Account ID	FY2020 Actual	FY2021 Adopted Budget	FY2021 Amended Budget	FY2022 Executive Budget	FY2022 Adopted Budget
Building Maint & Repair Other Building Maint & Repair	AA.3150.1856- 4200.4295	\$0	\$2,725	\$7,835	\$2,825	\$2,825
Professional Services Education/Training	AA.3150.1856- 4300.4345	\$0	\$0	\$0	\$8,515	\$8,515
Professional Services Laboratory Fees	AA.3150.1856- 4300.4420	\$5,470	\$11,850	\$22,945	\$8,850	\$8,850
Professional Services Medical/Health	AA.3150.1856- 4300.4440	\$4,974	\$1,100	\$1,350	\$11,300	\$11,300
Leases/Rental Equipment	AA.3150.1856- 4570.4573	\$7,935	\$10,200	\$8,050	\$0	\$0
Conference Expenses Con Exp	AA.3150.1856- 4580.4580	\$5,713	\$26,590	\$16,590	\$15,625	\$15,625
Travel Trvl	AA.3150.1856- 4590.4590	\$6,916	\$3,943	\$6,943	\$5,000	\$5,000
Misc Contractual Expense Memberships	AA.3150.1856- 4600.4625	\$490	\$740	\$740	\$890	\$890
Misc Contractual Expense Periodicals	AA.3150.1856- 4600.4635	\$0	\$500	\$500	\$500	\$500
Misc Contractual Expense Postage	AA.3150.1856- 4600.4645	\$0	\$225	\$225	\$225	\$225
Misc Contractual Expense Printing Service	AA.3150.1856- 4600.4650	\$280	\$4,800	\$3,800	\$4,800	\$4,800
Misc Contractual Expense Other	AA.3150.1856- 4600.4660	\$2,118	\$7,420	\$3,460	\$7,420	\$7,420
Communication Expenses Equipment Rentals	AA.3150.1856- 4670.4670	\$55,968	\$62,412	\$62,412	\$60,636	\$60,636
Maintenance Repair & Maintenance - Equipment	AA.3150.1856- 4690.4695	\$0	\$700	\$450	\$8,900	\$8,900
Social Security/FICA SS/FICA	AA.3150.1856- 8010.8010	\$178	\$0	\$0		\$0
Total Jail Telephone Commissions:		\$222,947	\$250,000	\$255,641	\$290,547	\$290,547
Total Jail:		\$21,806,517	\$22,307,884	\$22,454,814	\$22,812,579	\$24,159,098
Total Public Safety:		\$21,806,517	\$22,307,884	\$22,454,814	\$22,812,579	\$24,159,098
Total Expenditures:		\$21,806,517	\$22,307,884	\$22,454,814	\$22,812,579	\$24,159,098



Expenditures by Expense Type

This section provides a summary of expenditures by type to provide context on categorical spending.

Budgeted Expenditures by Expense Type



Name	FY2020 Actual	FY2021 Adopted Budget	FY2021 Amended Budget	FY2022 Executive Budget	FY2022 Adopted Budget
Expense Objects					
Regular Pay	\$8,821,129	\$9,409,205	\$8,728,704	\$9,283,495	\$10,159,239
Part Time Pay	\$185,342	\$212,250	\$182,630	\$212,250	\$231,353
Overtime Pay	\$1,418,890	\$1,100,000	\$1,600,000	\$1,500,000	\$1,635,000
Contractual Pays	\$1,372,777	\$1,259,250	\$1,459,250	\$1,358,792	\$1,478,492
Vehicles	\$103,377	\$40,000	\$99,078	\$98,000	\$98,000
Computer Equipment	\$11,354	\$75,650	\$93,841	\$68,254	\$68,254
Other Equipment & Capital Outlays	\$31,639	\$20,662	\$79,843	\$36,762	\$36,762
Supplies	\$282,144	\$283,935	\$326,066	\$324,586	\$324,586
Building Maint & Repair	\$0	\$2,725	\$7,835	\$2,825	\$2,825
Professional Services	\$3,794,367	\$4,061,727	\$4,070,087	\$4,284,115	\$4,284,115
Leases/Rental	\$7,935	\$21,200	\$8,050	\$26,200	\$26,200
Conference Expenses	\$7,956	\$26,590	\$16,590	\$15,625	\$15,625
Travel	\$10,929	\$17,943	\$15,443	\$22,500	\$22,500
Misc Contractual Expense	\$38,705	\$36,981	\$47,274	\$37,135	\$37,135
Communication Expenses	\$62,005	\$73,312	\$70,312	\$73,536	\$73,536
Maintenance	\$186,405	\$166,732	\$139,968	\$185,198	\$185,198
Retirement	\$1,751,942	\$1,692,350	\$1,695,363	\$1,290,129	\$1,399,160
Social Security/FICA	\$845,595	\$916,524	\$918,016	\$945,123	\$1,033,064
Health Insurance	\$2,788,084	\$2,800,848	\$2,806,464	\$2,958,054	\$2,958,054

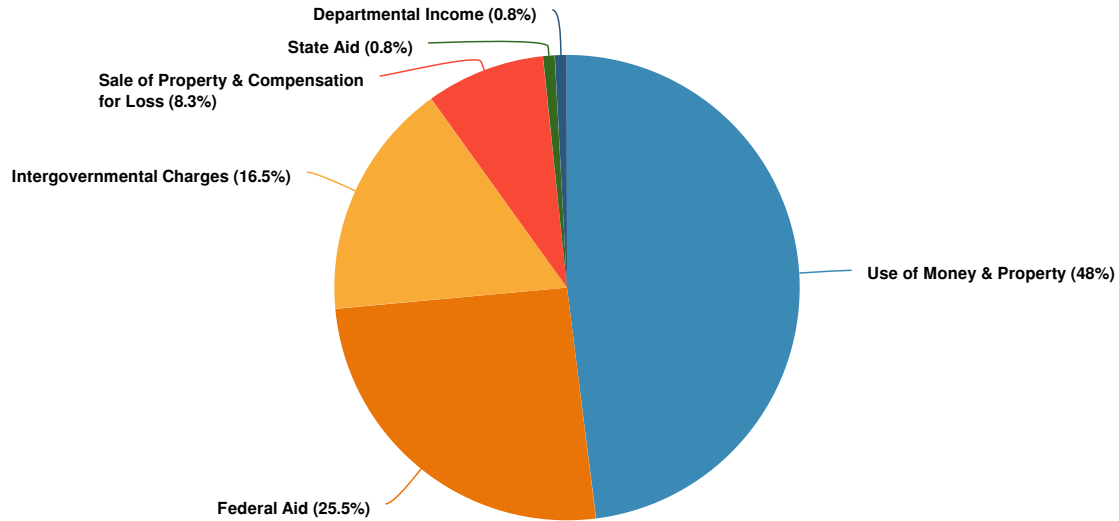


Name	FY2020 Actual	FY2021 Adopted Budget	FY2021 Amended Budget	FY2022 Executive Budget	FY2022 Adopted Budget
Employee Payments	\$85,945	\$90,000	\$90,000	\$90,000	\$90,000
Total Expense Objects:	\$21,806,517	\$22,307,884	\$22,454,814	\$22,812,579	\$24,159,098

Revenues by Source

This section provides a detailed listing of revenues by source and account.

Projected 2022 Revenues by Source



Name	Account ID	FY2020 Actual	FY2021 Adopted Budget	FY2021 Amended Budget	FY2022 Executive Budget	FY2022 Adopted Budget
Revenue Source						
Departmental Income Other Public Safety Dep. Income	AA.3150.1855-3120.1589	\$2,847	\$5,000	\$5,000	\$5,000	\$5,000
Intergovernmental Charges Public Safety Services-Other Gov	AA.3150.1855-3200.2260	\$297,310	\$200,000	\$200,000	\$100,000	\$100,000
Use of Money & Property Interest and Earnings	AA.3150.1856-3240.2401	\$1,391	\$0	\$0		\$0
Use of Money & Property Commissions	AA.3150.1856-3240.2450	\$293,917	\$250,000	\$250,000	\$290,547	\$290,547
Sale of Property & Compensation for Loss Other Compensation for Loss	AA.3150.1855-3270.2690	\$82,744	\$20,000	\$46,173	\$50,000	\$50,000
State Aid Other Public Safety	AA.3150.1855-3300.3389	\$54,424	\$15,000	\$15,000	\$5,000	\$5,000
Federal Aid Other Public Safety	AA.3150.1855-3400.4389	\$542,623	\$39,800	\$39,800	\$154,600	\$154,600
Total Revenue Source:		\$1,275,257	\$529,800	\$555,973	\$605,147	\$605,147



Department Position Summary - Jail (3150) - Page 1

A3150		Jail				
Division	Position #	Title	2021 Adopted	2022 Department Request	2022 Executive Recommended	2022 Adopted
1855						
	31501101	WARDEN	88,385	111,010	111,010	111,010
	31501106	CORR LT	78,947	80,163	80,163	87,859
	31501150	CORR LT	78,947	80,163	80,163	89,960
	31501151	AST WARDEN	76,463	98,446	98,446	98,446
	31501201	CORR SGT	76,379	68,786	68,786	75,213
	31501203	CORR CPL	60,531	70,922	70,922	77,243
	31501204	CORR LT	83,332	83,013	83,013	92,019
	31501206	CORR LT	83,453	80,163	80,163	92,019
	31501300	CORR SGT	66,607	72,735	72,735	79,162
	31501301	CORR SUPT	92,561	94,973	94,973	101,621
	31501303	CORR LT	84,599	84,323	84,323	92,019
	31501304	CORR SGT	75,064	74,776	74,776	82,514
	31501305	CORR CPL	71,765	71,502	71,502	78,894
	31501306	CORR SGT	74,391	74,776	74,776	82,514
	31501307	CORR SGT	75,064	74,794	74,794	82,514
	31501309	CORR OFF	66,952	67,350	67,350	73,154
	31501312	STOCK CLK	55,416	52,749	52,749	60,050
	31501400	CORR OFF S	67,609	67,548	67,548	73,730
	31501401	CORR OFF	69,614	69,347	69,347	75,150
	31501402	CORR OFF	59,821	59,592	59,592	65,395
	31501403	CORR CPL	71,076	45,406	45,406	54,413
	31501404	CORR OFF	52,624	54,675	54,675	60,276
	31501405	CORR OFF	62,285	62,046	62,046	67,850
	31501406	CORR OFF	0	58,094	58,094	50,128
	31501407	CORR OFF	67,641	68,037	68,037	75,150
	31501408	CORR OFF	64,519	65,520	65,520	71,323
	31501409	CORR OFF	49,148	51,132	51,132	56,391
	31501410	CORR OFF	67,609	67,820	67,820	74,521
	31501411	CORR SGT	71,284	64,384	64,384	70,805
	31501412	CORR OFF	64,519	64,803	64,803	70,606
	31501413	CORR OFF	67,625	68,037	68,037	75,150
	31501415	CORR OFF	53,223	55,336	55,336	60,998
	31501416	CORR OFF	60,595	62,046	62,046	67,850
	31501417	CORR OFF	59,821	59,592	59,592	65,395
	31501418	CORR OFF	58,881	59,592	59,592	65,395
	31501445	CORR CPL	63,287	65,499	65,499	71,594
	31501453	CORR OFF	66,048	65,936	65,936	71,739
	31501456	CORR OFF	68,298	68,227	68,227	75,150
	31501460	CORR OFF	64,519	65,520	65,520	71,323
	31501461	CORR OFF	68,298	68,037	68,037	75,150



Department Position Summary - Jail (3150) - Page 2

A3150		Jail				
Division	Position #	Title	2021 Adopted	2022 Department Request	2022 Executive Recommended	2022 Adopted
1855						
	31501465	CORR OFF	68,298	68,597	68,597	75,150
	31501466	CORR OFF	54,464	56,705	56,705	62,495
	31501467	CORR OFF	54,165	56,374	56,374	62,134
	31501468	CORR OFF	51,152	45,406	45,406	50,128
	31501469	CORR SGT	73,205	66,352	66,352	72,758
	31501470	CORR OFF	45,581	47,708	47,708	52,628
	31501472	CORR OFF	57,065	56,846	56,846	62,650
	31501473	CORR OFF	54,165	45,406	45,406	50,128
	31501474	CORR OFF	49,132	51,115	51,115	56,372
	31501475	CORR OFF	59,821	61,810	61,810	67,614
	31501476	CORR OFF	60,700	45,406	45,406	50,128
	31501478	CORR OFF	66,625	67,350	67,350	73,154
	31501480	CORR OFF	59,821	59,620	59,620	65,424
	31501481	CORR OFF	62,285	63,904	63,904	69,707
	31501482	CORR OFF	60,907	45,406	45,406	50,128
	31501483	CORR OFF	63,629	64,272	64,272	70,075
	31501484	CORR CPL	58,394	60,299	60,299	66,394
	31501486	CORR LT	83,979	82,757	82,757	91,314
	31501489	CORR OFF	59,821	61,895	61,895	67,699
	31501490	CORR OFF	59,821	59,592	59,592	65,395
	31501491	CORR OFF	45,581	47,114	47,114	51,983
	31501494	CORR OFF	49,865	51,870	51,870	57,205
	31501495	CORR OFF	67,528	67,350	67,350	73,154
	31501496	CORR OFF	50,093	47,114	47,114	51,983
	31501501	CORR OFF	49,091	51,073	51,073	56,325
	31501502	CORR CPL	67,985	67,725	67,725	73,819
	31501503	CORR OFF	66,494	67,350	67,350	73,154
	31501505	CORR OFF	56,206	45,406	45,406	50,128
	31501506	CORR OFF	67,609	67,432	67,432	73,392
	31501601	CORR OFF	57,065	45,406	45,406	50,128
	31501603	CORR OFF	57,065	56,846	56,846	62,650
	31501604	CORR OFF	62,285	62,046	62,046	67,850
	31501605	CORR OFF	59,821	45,406	45,406	50,128
	31501606	CORR OFF	65,831	65,936	65,936	71,739
	31501607	CORR OFF S	48,185	50,139	50,139	55,296
	31501608	CORR OFF	45,581	47,708	47,708	52,628
	31501610	CORR OFF	62,285	62,432	62,432	68,235
	31501612	CORR OFF	50,146	52,166	52,166	57,533
	31501613	CORR OFF	55,828	56,846	56,846	62,650
	31501615	CORR OFF	62,285	62,620	62,620	68,423



Department Position Summary - Jail (3150) - Page 3

A3150		Jail				
Division	Position #	Title	2021 Adopted	2022 Department Request	2022 Executive Recommended	2022 Adopted
1855						
	31501616	CORR OFF	47,650	49,649	49,649	54,756
	31501617	CORR OFF	69,614	69,347	69,347	75,150
	31501618	CORR OFF	54,464	56,705	56,705	62,495
	31501619	CORR OFF	67,609	45,406	45,406	50,128
	31501620	CORR OFF	68,856	68,682	68,682	75,150
	31501621	CORR OFF	49,357	49,212	49,212	54,277
	31501622	CORR OFF	48,893	50,869	50,869	56,101
	31501623	CORR OFF	67,609	68,010	68,010	75,074
	31501624	CORR OFF	66,494	67,350	67,350	73,154
	31501626	CORR OFF	47,743	49,731	49,731	54,846
	31501630	CORR OFF	67,741	68,037	68,037	75,150
	31501632	CORR OFF	67,649	68,037	68,037	75,150
	31501634	CORR CPL	69,649	69,389	69,389	75,483
	31501638	CORR OFF	50,146	52,166	52,166	57,533
	31501640	CORR OFF	67,609	67,675	67,675	74,098
	31501642	CORR OFF	67,609	67,805	67,805	74,475
	31501650	CORR OFF	47,743	49,731	49,731	54,846
	31501652	CORR OFF	68,298	68,141	68,141	75,150
	31501658	CORR OFF	64,348	45,406	45,406	50,128
	31501660	CORR OFF	52,155	54,178	54,178	59,732
	31501662	CORR OFF	68,209	68,037	68,037	75,150
	31501663	CORR OFF	64,519	65,520	65,520	71,323
	31501665	CORR OFF	62,285	48,685	48,685	53,698
	31501666	CORR OFF	57,065	59,064	59,064	64,867
	31501667	CORR OFF	68,298	68,037	68,037	75,150
	31501700	CORR OFF	66,190	65,936	65,936	71,739
	31501701	CORR OFF	57,065	59,296	59,296	65,100
	31501702	CORR OFF	68,298	45,406	45,406	50,128
	31501703	CORR CPL	67,985	67,725	67,725	73,819
	31501705	CORR OFF	68,298	68,037	68,037	75,150
	31501706	CORR OFF	68,298	68,054	68,054	75,150
	31501707	CORR OFF	68,298	68,037	68,037	75,150
	31501708	CORR OFF	48,712	50,682	50,682	55,895
	31501709	CORR OFF	66,190	66,790	66,790	72,593
	31501710	CORR OFF	51,689	53,707	53,707	59,218
	31501711	CORR OFF	66,190	66,920	66,920	72,724
	31501852	JAIL COOK	47,231	47,050	47,050	51,501
	31501951	RECORD CLK	42,637	43,311	43,311	47,362
	31501952	CORR SGT	74,375	74,208	74,208	80,863



Department Position Summary - Jail (3150) - Page 4

A3150		Jail				
Division	Position #	Title	2021 Adopted	2022 Department Request	2022 Executive Recommended	2022 Adopted
1855						
	31501953	CORR CPL	66,573	67,725	67,725	73,819
	31501954	CORR CPL	69,656	66,715	66,715	72,809
	31501955	CORR CPL	63,287	67,725	67,725	73,819
	31501956	CORR OFF	62,285	63,373	63,373	69,176
	31501957	CORR OFF	51,985	54,007	54,007	59,545
	31501958	CORR OFF	64,519	65,520	65,520	71,323
	31501959	CORR OFF	54,979	56,846	56,846	62,650
	31501960	CORR OFF	66,190	65,936	65,936	71,739
	31501961	CORR OFF	62,285	59,592	59,592	67,850
	31501962	CORR OFF	45,581	45,406	45,406	50,128
	31501963	CORR OFF	59,821	59,592	59,592	65,395
	31501964	CORR OFF	52,624	54,675	54,675	60,276
	31501965	CORR OFF	62,285	0	0	0
	31501966	CORR OFF	59,821	61,291	61,291	67,094
	31501967	CORR OFF	62,285	62,046	62,046	67,850
	31501968	CORR OFF	66,190	66,829	66,829	72,631
	31501969	CORR OFF	48,185	50,139	50,139	55,296
	31501970	CORR OFF	54,884	56,846	56,846	62,650
	31501971	CORR OFF	65,927	65,936	65,936	71,739
	31501972	CORR OFF	62,285	62,089	62,089	67,892
	31501973	CORR OFF	54,762	56,846	56,846	62,650
	31501974	CORR OFF	57,065	0	0	0
	31501975	CORR OFF	59,821	59,592	59,592	65,395
	31501976	CORR OFF	66,190	65,936	65,936	71,739
	31501977	CORR OFF	64,519	64,272	64,272	70,075
	31501978	CORR OFF	64,519	64,272	64,272	70,075
	31501980	CORR OFF	62,285	62,774	62,774	68,577
	31501982	CORR OFF	62,285	62,132	62,132	67,935
	31501983	CORR OFF	62,285	63,930	63,930	69,733
	31501984	CORR OFF	61,964	62,046	62,046	67,850
	31501985	CORR OFF	59,821	60,017	60,017	65,820
	31501986	CORR OFF	57,065	58,979	58,979	64,783
	31502000	SH FA I	<u>44,850</u>	<u>46,708</u>	<u>46,708</u>	<u>49,899</u>
Total Full Time Salary			9,409,205	9,283,495	9,283,495	10,159,239
Other Part Time Pay			<u>212,250</u>	<u>212,250</u>	<u>212,250</u>	<u>231,353</u>
Division Total			<u>9,621,455</u>	<u>9,495,745</u>	<u>9,495,745</u>	<u>10,390,592</u>
Department Total			9,621,455	9,495,745	9,495,745	10,390,592
Total Benefited Employees			151	150	150	150

PL Notes:

31501965 - Defunded
 31501974 - Moved to Dept 3110
 31501406 - Restored position



Sheriff - URGENT - Other Public Safety (3989)

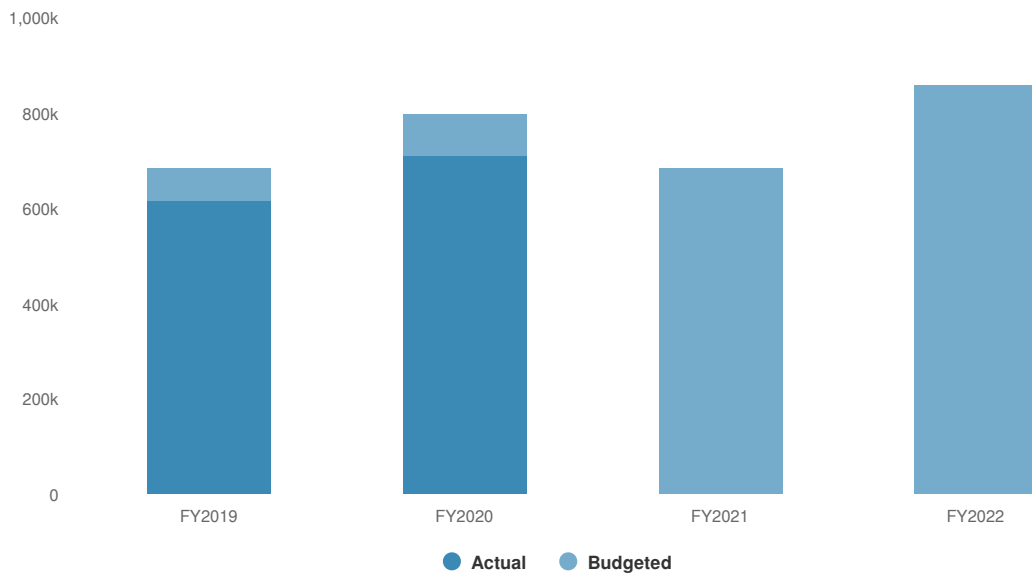
Juan Figueroa
Sheriff

Expenditures Summary

The Expenditures Summary provides a comparison between the 2022 Adopted Budget and the 2021 Amended Budget.

\$857,407 **\$170,450**
(24.81% vs. prior year)

Sheriff - URGENT - Other Public Safety (3989) Proposed and Historical Budget vs. Actual



Expenditures by Division and/or Account

This section provides expenditures by division and account to provide the necessary detail required as part of the Adopted Budget.

Name	Account ID	FY2020 Actual	FY2021 Adopted Budget	FY2021 Amended Budget	FY2022 Executive Budget	FY2022 Adopted Budget
Expenditures						
Public Safety						
Other Public Safety						
URGENT Forfeiture						
Professional Services Other Fees	AA.3989.1907-4300.4505	\$8,000	\$0	\$0		\$0
Total URGENT Forfeiture:		\$8,000	\$0	\$0		\$0
Drug Investigations						
Other Equipment & Capital Outlays Law Enforcement Equipment	AA.3989.1908-2300.2360	\$29,916	\$0	\$0		\$0
Supplies Office	AA.3989.1908-4000.4025			-\$1,000		\$0
Supplies Police	AA.3989.1908-4000.4035	\$16,393	\$35,600	\$24,335	\$0	\$0
Professional Services Other Fees	AA.3989.1908-4300.4505	\$0	\$20,000	\$0	\$0	\$0
Leases/Rental Auto	AA.3989.1908-4570.4570		\$2,500	\$2,500	\$0	\$0
Conference Expenses Con Exp	AA.3989.1908-4580.4580			\$200	\$0	\$0
Misc Contractual Expense Licenses & Certifications	AA.3989.1908-4600.4620		\$525	\$525	\$0	\$0
Misc Contractual Expense Periodicals	AA.3989.1908-4600.4635	\$5,400	\$5,835	\$11,900	\$0	\$0
Maintenance Auto Repair	AA.3989.1908-4690.4690		\$7,000	\$7,000	\$0	\$0
Total Drug Investigations:		\$51,709	\$71,460	\$45,460	\$0	\$0
URGENT Investigations						
Regular Pay Regular Pay	AA.3989.1909-1300.1300	\$208,392	\$209,572	\$167,072	\$219,365	\$219,365
Part Time Pay Part Time Pay	AA.3989.1909-1400.1400	\$48,343	\$35,000	\$70,500	\$80,000	\$80,000
Overtime Pay Overtime Pay	AA.3989.1909-1410.1410	\$58,133	\$52,500	\$59,500	\$60,000	\$60,000
Contractual Pays Holiday Pay	AA.3989.1909-1420.1430	\$14,117	\$16,000	\$16,000	\$16,000	\$16,000
Contractual Pays On-Call Pay	AA.3989.1909-1420.1445	\$15,963	\$15,000	\$15,000	\$15,000	\$15,000
Contractual Pays Shift Differential Pay	AA.3989.1909-1420.1455	\$915	\$5,000	\$5,000	\$5,000	\$5,000
Contractual Pays Stipend Pay	AA.3989.1909-1420.1460			\$0		\$8,225



Name	Account ID	FY2020 Actual	FY2021 Adopted Budget	FY2021 Amended Budget	FY2022 Executive Budget	FY2022 Adopted Budget
Vehicles Vehicles	AA.3989.1909-2100.2140	\$29,624	\$0	\$0	\$40,000	\$40,000
Computer Equipment Computer Equipment	AA.3989.1909-2200.2200	\$4,225	\$7,500	\$7,500	\$9,800	\$9,800
Other Equipment & Capital Outlays Law Enforcement Equipment	AA.3989.1909-2300.2360	\$2,077	\$0	\$0	\$48,000	\$48,000
Supplies Auto Fuel	AA.3989.1909-4000.4000	\$7,338	\$15,000	\$7,170	\$19,800	\$19,800
Supplies Office	AA.3989.1909-4000.4025	\$2,241	\$7,500	\$3,841	\$7,500	\$7,500
Supplies Police	AA.3989.1909-4000.4035	\$5,303	\$6,450	\$12,664	\$18,122	\$18,122
Professional Services Education/Training	AA.3989.1909-4300.4345			\$0	\$2,500	\$2,500
Professional Services Other Fees	AA.3989.1909-4300.4505	\$41,066	\$0	\$25,000	\$30,000	\$30,000
Leases/Rental Auto	AA.3989.1909-4570.4570	\$0	\$0	\$6,000	\$3,500	\$3,500
Leases/Rental Equipment	AA.3989.1909-4570.4573	\$1,776	\$2,400	\$2,035	\$2,400	\$2,400
Leases/Rental Real Property	AA.3989.1909-4570.4575			\$0	\$18,000	\$18,000
Conference Expenses Con Exp	AA.3989.1909-4580.4580	\$0	\$500	\$900	\$2,500	\$2,500
Travel Trvl	AA.3989.1909-4590.4590	\$0	\$0	\$0	\$500	\$500
Misc Contractual Expense Memberships	AA.3989.1909-4600.4625	\$0		\$0	\$5,835	\$5,835
Misc Contractual Expense Periodicals	AA.3989.1909-4600.4635		\$6,920	\$11,450	\$9,025	\$9,025
Misc Contractual Expense Other	AA.3989.1909-4600.4660	\$10,434	\$4,200	\$14,500	\$4,200	\$4,200
Communication Expenses Equipment Rentals	AA.3989.1909-4670.4670	\$14,262	\$13,992	\$13,992	\$17,088	\$17,088
Communication Expenses Telephone Services	AA.3989.1909-4670.4680	\$8,812	\$8,400	\$8,000	\$8,400	\$8,400
Maintenance Auto Repair	AA.3989.1909-4690.4690	\$20,707	\$5,000	\$21,352	\$18,000	\$18,000
Maintenance Repair & Maintenance - Equipment	AA.3989.1909-4690.4695	\$2,995	\$4,590	\$3,590	\$8,590	\$8,590
Maintenance Software	AA.3989.1909-4690.4700	\$2,150	\$4,500	\$3,241	\$4,500	\$4,500
Law Enforcement Special Activities Confidential Investigations	AA.3989.1909-4710.4710	\$20,000	\$40,000	\$40,000	\$50,000	\$50,000
Retirement Ret	AA.3989.1909-8000.8000	\$51,358	\$43,989	\$43,989	\$29,022	\$29,022
Social Security/FICA SS/FICA	AA.3989.1909-8010.8010	\$25,353	\$25,480	\$25,230	\$30,245	\$30,874
Health Insurance Dental	AA.3989.1909-8020.8020	\$2,317	\$2,775	\$2,775	\$2,936	\$2,936
Health Insurance Hospital & Medical	AA.3989.1909-8020.8035	\$49,112	\$52,483	\$52,483	\$55,814	\$55,814

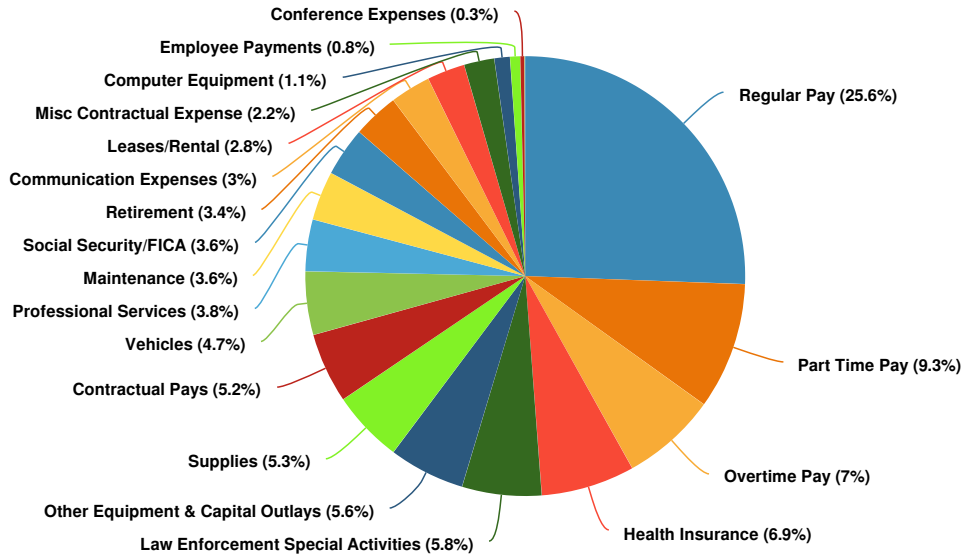


Name	Account ID	FY2020 Actual	FY2021 Adopted Budget	FY2021 Amended Budget	FY2022 Executive Budget	FY2022 Adopted Budget
Health Insurance Optical	AA.3989.1909- 8020.8055	\$531	\$389	\$389	\$411	\$411
Employee Payments Uniform Allowance	AA.3989.1909- 8060.8075	\$3,325	\$2,075	\$2,325	\$6,500	\$6,500
Total URGENT Investigations:		\$650,869	\$587,215	\$641,497	\$848,553	\$857,407
Total Other Public Safety:		\$710,578	\$658,675	\$686,957	\$848,553	\$857,407
Total Public Safety:		\$710,578	\$658,675	\$686,957	\$848,553	\$857,407
Total Expenditures:		\$710,578	\$658,675	\$686,957	\$848,553	\$857,407

Expenditures by Expense Type

This section provides a summary of expenditures by type to provide context on categorical spending.

Budgeted Expenditures by Expense Type



Name	FY2020 Actual	FY2021 Adopted Budget	FY2021 Amended Budget	FY2022 Executive Budget	FY2022 Adopted Budget
Expense Objects					
Regular Pay	\$208,392	\$209,572	\$167,072	\$219,365	\$219,365
Part Time Pay	\$48,343	\$35,000	\$70,500	\$80,000	\$80,000
Overtime Pay	\$58,133	\$52,500	\$59,500	\$60,000	\$60,000
Contractual Pays	\$30,995	\$36,000	\$36,000	\$36,000	\$44,225
Vehicles	\$29,624	\$0	\$0	\$40,000	\$40,000
Computer Equipment	\$4,225	\$7,500	\$7,500	\$9,800	\$9,800
Other Equipment & Capital Outlays	\$31,993	\$0	\$0	\$48,000	\$48,000
Supplies	\$31,275	\$64,550	\$47,009	\$45,422	\$45,422
Professional Services	\$49,066	\$20,000	\$25,000	\$32,500	\$32,500
Leases/Rental	\$1,776	\$4,900	\$10,535	\$23,900	\$23,900
Conference Expenses	\$0	\$500	\$1,100	\$2,500	\$2,500
Travel	\$0	\$0	\$0	\$500	\$500
Misc Contractual Expense	\$15,834	\$17,480	\$38,375	\$19,060	\$19,060
Communication Expenses	\$23,074	\$22,392	\$21,992	\$25,488	\$25,488
Maintenance	\$25,852	\$21,090	\$35,183	\$31,090	\$31,090
Law Enforcement Special Activities	\$20,000	\$40,000	\$40,000	\$50,000	\$50,000
Retirement	\$51,358	\$43,989	\$43,989	\$29,022	\$29,022
Social Security/FICA	\$25,353	\$25,480	\$25,230	\$30,245	\$30,874
Health Insurance	\$51,960	\$55,647	\$55,647	\$59,161	\$59,161

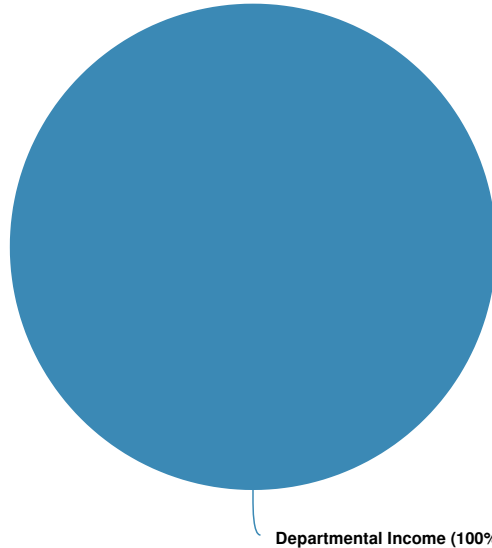


Name	FY2020 Actual	FY2021 Adopted Budget	FY2021 Amended Budget	FY2022 Executive Budget	FY2022 Adopted Budget
Employee Payments	\$3,325	\$2,075	\$2,325	\$6,500	\$6,500
Total Expense Objects:	\$710,578	\$658,675	\$686,957	\$848,553	\$857,407

Revenues by Source

This section provides a detailed listing of revenues by source and account.

Projected 2022 Revenues by Source



Name	Account ID	FY2020 Actual	FY2021 Adopted Budget	FY2021 Amended Budget	FY2022 Executive Budget	FY2022 Adopted Budget
Revenue Source						
Departmental Income						
Departmental Income Restitution Surcharge	AA.3989.1909-3120.1580	\$3,073	\$4,500	\$4,500	\$4,500	\$4,500
Total Departmental Income:		\$3,073	\$4,500	\$4,500	\$4,500	\$4,500
Use of Money & Property						
Use of Money & Property Interest and Earnings	AA.3989.1908-3240.2401	\$398	\$0	\$0		\$0
Total Use of Money & Property:		\$398	\$0	\$0		\$0
Fines & Forfeitures						
Fines & Forfeitures Restricted-Local	AA.3989.1909-3260.2628	\$9,783	\$0	\$0		\$0
Total Fines & Forfeitures:		\$9,783	\$0	\$0		\$0
Sale of Property & Compensation for Loss						
Sale of Property & Compensation for Loss Sales of Equipment	AA.3989.1909-3270.2665	\$3,230	\$0	\$0		\$0
Total Sale of Property & Compensation for Loss:		\$3,230	\$0	\$0		\$0
Miscellaneous Local Sources						



Name	Account ID	FY2020 Actual	FY2021 Adopted Budget	FY2021 Amended Budget	FY2022 Executive Budget	FY2022 Adopted Budget
Miscellaneous Local Sources Unclassified Revenues	AA.3989.1909- 3280.2770	\$21,173	\$0	\$0		\$0
Total Miscellaneous Local Sources:		\$21,173	\$0	\$0		\$0
Total Revenue Source:		\$37,657	\$4,500	\$4,500	\$4,500	\$4,500



Department Position Summary - URGENT (3989)

A3989		URGENT				
Division	Position #	Title	2021 Adopted	2022 Department Request	2022 Executive Recommended	2022 Adopted
1909						
	39891010	DEP SHER	52,054	51,854	51,854	51,854
	39891414	CORR OFF	67,609	72,681	72,681	72,681
	39891430	DS DET SGT	<u>89,909</u>	<u>94,830</u>	<u>94,830</u>	<u>94,830</u>
		Total Full Time Salary	209,572	219,365	219,365	219,365
		Other Part Time Pay	<u>35,000</u>	<u>80,000</u>	<u>80,000</u>	<u>80,000</u>
		Division Total	<u>244,572</u>	<u>299,365</u>	<u>299,365</u>	<u>299,365</u>
		Department Total	244,572	299,365	299,365	299,365
		Total Benefited Employees	3	3	3	3



DEBT

Statement of Debt As of December 31, 2021 - Page 1 (Adopted)

STATEMENT OF DEBT As of December 31, 2021

DEBT OUTSTANDING	ISSUE DATE	MATURITY DATE	INTEREST RATE	PRINCIPAL OUTSTANDING
Serial Bonds: County				
Public Improvements (Refunding Bond)	March-2015	November-2023	3.67%	729,100
Public Improvements	November-2015	November-2028	2.09%	3,205,000
Public Improvements	November-2016	November-2026	1.90%	482,600
Public Improvements	November-2016	November-2026	2.27%	8,175,000
Public Improvements	November-2017	November-2028	2.19%	5,230,000
Public Improvements	November-2018	November-2033	3.14%	5,830,000
Public Improvements (Refunding Bond)	November-2019	November-2027	4.39%	3,136,920
Public Improvements	November-2019	November-2037	2.33%	20,850,000
Public Improvements (Refunding Bond)	November-2020	November-2028	3.67%	1,465,000
Public Improvements	November-2020	November-2034	2.00%	8,110,000
Public Improvements (Refunding Bond)	August-2021	November-2029	3.78%	26,055,000
Public Improvements	November-2021	November-2036	2.00%	3,322,000
Serial Bonds: County				\$ 86,590,620
Serial Bonds: UTASC				
Tobacco Bonds	September-2016	December-2034	2.00-6.75%	29,620,000
Tobacco Bonds	November-2005	December-2027	6.00-7.85%	4,797,150
Serial Bonds: UTASC				\$ 34,417,150
Total Serial Bonds: County				\$ 121,007,770
Serial Bonds: UCCC				
Public Improvements (Refunding Bond)	March-2015	November-2023	3.67%	140,900
Public Improvements	November-2016	November-2026	1.90%	92,400
Public Improvements (Refunding Bond)	November-2019	November-2027	4.39%	582,992
Public Improvements	November-2021	November-2036	2.00%	113,080
Total Serial Bonds: UCCC				\$ 929,372
Total Serial Bonds per Long-Term Debt:				\$ 121,937,142



Statement of Debt As of December 31, 2021 - Page 2 (Adopted)

STATEMENT OF DEBT As of December 31, 2021

DEBT OUTSTANDING	PROJECT #	ISSUE DATE	MATURITY DATE	INTEREST RATE	PRINCIPAL OUTSTANDING
Bond Anticipation Notes:					
HVAC Weatherization Various Cnty Bldgs	392-402	November-2021	November-2022	1.50%	1,500,000
UCCC Water Supply Extension	469	November-2021	November-2022	1.50%	2,600,000
Countywide Radio System	482	November-2021	November-2022	1.50%	7,715,000
Public Safety Training Center	483	November-2021	November-2022	1.50%	6,000,000
UCCC Water Storage Tank	485	November-2021	November-2022	1.50%	226,025
UCCC Windows Replacement	486	November-2021	November-2022	1.50%	500,000
Public Safety Enterprise Software	487	November-2021	November-2022	1.50%	1,680,000
UCCC Various Roofs	489	November-2021	November-2022	1.50%	1,500,000
Reconstruction of Various Roads	497	November-2021	November-2022	1.50%	180,000
Wolven Bridge Replacement	505	November-2021	November-2022	1.50%	150,000
Fantinel Bridge Replacement	508	November-2021	November-2022	1.50%	135,000
UCLEC Energy Project	519	November-2021	November-2022	1.50%	612,000
Reconstruction of Various Roads	526	November-2021	November-2022	1.50%	225,000
Reconstruction of Various Roads	526	November-2021	November-2022	1.50%	325,000
Veterans Cemetery Renovations	528	November-2021	November-2022	1.50%	161,000
Mass Transit Buses	529	November-2021	November-2022	1.50%	345,000
Stone Arch Bridge Replacement	531	November-2021	November-2022	1.50%	225,000
Maltby Hollow Bridge Replacement	533	November-2021	November-2022	1.50%	500,000
Reconstruction of Various Roads	534	November-2021	November-2022	1.50%	650,000
County Fleet Vehicles	537	November-2021	November-2022	1.50%	410,000
Shawangunk Kill Bridge Replacement	539	November-2021	November-2022	1.50%	340,000
UCCC HVAC Upgrades	542	November-2021	November-2022	1.50%	150,000
UCCC Furniture Replacement	545	November-2021	November-2022	1.50%	100,000
UCCC Technology Upgrade	546	November-2021	November-2022	1.50%	150,000
Fairgrounds Improvements	550	November-2021	November-2022	1.50%	73,400
Creekside Drive Road Settlement	551	November-2021	November-2022	1.50%	360,000
Floyd Ackert Bridge Reconstruction	561	November-2021	November-2022	1.50%	175,000
Various Embankment Repairs	562	November-2021	November-2022	1.50%	150,000
Electric Bus Charging Station	568	November-2021	November-2022	1.50%	500,000
Central Auto Fleet Vehicles	569	November-2021	November-2022	1.50%	1,217,000
Purchase of Highway Equipment	570	November-2021	November-2022	1.50%	2,585,000
Sheriff Live Scan Upgrade	571	November-2021	November-2022	1.50%	100,000
Calibration Trailer Purchase	575	November-2021	November-2022	1.50%	34,500
UC Enterprise West	576	November-2021	November-2022	1.50%	150,000
McKinstry Bridge Replacement	577	November-2021	November-2022	1.50%	60,000
Samsonville Bridge Repairs	578	November-2021	November-2022	1.50%	175,000
Oakis Bridge Repairs	579	November-2021	November-2022	1.50%	125,000
Broad Street Hollow Bridge Repairs	580	November-2021	November-2022	1.50%	50,000
Kripplebush Rd Culvert #4	581	November-2021	November-2022	1.50%	30,000
Kripplebush Rd Culvert #5	582	November-2021	November-2022	1.50%	30,000
Superstructure Bridge Repairs	584	November-2021	November-2022	1.50%	225,000
Technology Upgrade	587	November-2021	November-2022	1.50%	650,000
PC Replacement	588	November-2021	November-2022	1.50%	175,000
Guiderail Replacement	589	November-2021	November-2022	1.50%	60,000
DPW Asphalt Overlay Program	590	November-2021	November-2022	1.50%	2,500,000
Reconstruction of Various Roads	591	November-2021	November-2022	1.50%	650,000
Total Bond Anticipation Notes:					\$ 36,453,925
TOTAL DEBT OUTSTANDING: (Includes Tobacco Debt of \$34,417,150)					\$ 158,391,067



Debt Authorized and Unissued - Page 1 (Adopted)

DEBT AUTHORIZED AND UNISSUED

As of December 31, 2021

SERIAL BONDS AUTHORIZED/UNISSUED	PROJECT NUMBER	AUTHORIZATION MONTH	AUTHORIZED AMOUNT UNISSUED
Tongore Bridge	261	Feb. 2017	7,777
Rail Trail Connector	334	Mar. 2010, Aug. 2014, Jun. 2018	44,144
ADA Compliance Projects	345-351	Sept. 2017	378,555
Sundown Bridge	390	Apr. 2013, Feb. 2019	970,000
Various County Buildings - HVAC Weatherization	392-402	Aug. 2015	2,500,000
Perrine's Bridge Restoration	452	Apr. 2015	350,000
SUNY Ulster Furniture	465	Jan. 2016	43,931
SUNY Ulster Water Supply Extension Project	469	Jan. 2016, Nov. 2019	2,072,688
Slope Analysis & Stabilization	475	Mar. 2016, Apr. 2018, Oct. 2018, Dec. 2019	883,730
Midtown Linear Park	479	Dec. 2017, Mar. 2021	1,444,359
UCCC Technology Facility Upgrades	481	Jul. 2016	107,508
Countywide Radio System	482	Aug. 2016, Mar. 2019, Dec. 2019, Feb. 2020, Dec. 2021	13,734,991
Fire Training Center	483	Aug. 2016, Oct. 2018, Dec. 2018, Jul. 2019	3,571,091
UCCC Water Storage Tank Replacement	485	Oct. 2016, Dec. 2019	281,983
UCCC Window Replacement Project	486	Oct. 2016, Sept. 2019	883,529
Public Safety Enterprise Software	487	Dec. 2016	3,000,000
UCCC Dewitt Library Roof Replacement	489	Dec. 2016, Jun. 2019, Aug. 2019, Mar. 2021, Oct. 2021	4,648,605
UCCC Facility Master Plan	491	Sept. 2018	285,000
UCCC Door Replacement Plan	493	Sept. 2018	609,399
Golden Hill Water Tower	495	Mar. 2017	640,640
Wolven Bridge	505	Jul. 2017, Apr. 2018, Sept. 2018	209,535
Fantinel Bridge Replacement	508	Jul. 2017, May 2018, Sept. 2018	193,466
UCAT Equipment & Facility Upgrades	513	Dec. 2017, Dec. 2018	697,883
Mass Transit Buses	514	Dec. 2017	1,055,081
UCLEC Energy Upgrades	519	Mar. 2018, Sept. 2018, Jun. 2019, Feb. 2020, Dec. 2020,	
UCCC Burroughs Renovations	524	Aug. 2021	477,300
UCCC Classroom Renovations	527	Mar. 2018	437,760
Veterans' Cemetery	528	Jun. 2018	412,974
Mass Transit Buses	529	Oct. 2018, Aug. 2019, May 2020, Feb. 2021	200,000
Maltby Hollow Bridge Replacement	533	Dec. 2018, Nov. 2019, Nov. 2020, Oct. 2021	3,962,788
Purchase of County Fleet Vehicles	537	Mar. 2019, Nov. 2020	1,370,000
Shawangunk Kill Bridge Rehab	539	Apr. 2019	805,000
Samsonville Road Culvert	540	Apr. 2019, May 2021	3,087,005
UCCC Facilities Equipment	541	Apr. 2019, Nov. 2021	1,293,847
UCCC HVAC Upgrades	542	Jun. 2019, Dec. 2021	111,344
UCCC Furniture Replacement	545	Jul. 2019, May 2021	955,078
UCCC Technology Upgrades	546	Jun. 2019	300,000
Bushkill Bridge Improvement	547	Jun., 2019	223,311
DSS Basement Restoration	548	Jul. 2019	200,000
County Fairgrounds Improvements	550	Oct. 2019, Nov. 2021	50,560
Creekside Drive Road Settlement	551	Aug. 2019, Mar. 2020, May 2021, Dec. 2021	770,200
UCCC-KCSU Roof Safety Improvement	552	Aug. 2019	360,000
Relocation of Various Departments	556	Oct. 2019	90,000
Card Readers for Substations	558	Feb. 2020	165,000
DPW Large Culvert Inspections	560	Feb. 2020	44,000
Floyd Ackert Bridge	561	Feb. 2020	48,000
Various Embankment Repairs	562	Feb. 2020	175,000
Various Roads Pavement Preserve	563	Feb. 2020	153,000
Crawford Bridge Replacement	565	Feb. 2020	650,000
Fox Hollow Bridge Replacement	566	Mar. 2020	195,000
Sheriff Rapid Response Vessel	567	Mar. 2020	195,000
Electric Bus Charging Infrastructure	568	Mar. 2020	329,491
Purchase of County Fleet Vehicles	569	Mar. 2020, May 2021	758,229
Purchase of Highway Equipment	570	May 2021	1,217,000
Sheriff Live Scan Upgrade	571	Apr. 2021	2,585,000
Wittenberg Road Culvert	572	Jun. 2020	125,946
UCAT Rooftop Solar Installation	574	Jul. 2020	62,000
Calibration Trailer Purchase	575	Sept. 2020	100,000
UC Enterprise West	576	Oct. 2020	40,000
McKinstry Bridge Replacement	577	Nov. 2020	399,282
Samsonville Bridge	578	Dec. 2020	120,000
Oakis Bridge	579	Feb. 2021	192,000
			185,000



Debt Authorized and Unissued - Page 2 (Adopted)

DEBT AUTHORIZED AND UNISSUED

As of December 31, 2021

SERIAL BONDS AUTHORIZED/UNISSUED	PROJECT NUMBER	AUTHORIZATION MONTH	AUTHORIZED AMOUNT UNISSUED
Broad Street Hollow Bridge	590	Feb. 2021, Dec. 2021	192,000
Kripplebush Rd. Culvert #4	591	Feb. 2021	60,000
Kripplebush Rd. Culvert #5	592	Feb. 2021	60,000
Bridge Flag Response	593	Feb. 2021	105,000
Bridge Superstructure Repairs	594	Feb. 2021, Oct. 2021	674,822
Bridge Substructure Repairs	595	Feb. 2021	66,000
HVAC & Building Infrastructure Replacement	596	Feb. 2021	800,000
Technology Upgrade Infrastructure	597	May 2021	785,698
PC Replacements	598	May 2021	185,056
Guide Rail Replacement Program	599	Mar. 2021	130,000
DPW Asphalt Overlay Program	590	Mar. 2021	5,130,000
Reconstruction of Various Roads	591	Mar. 2021	650,000
UCLEC Fire Alarm & Heating/Cooling Upgrade	592	May 2021	600,000
New Patz Substation Parking Lot Replacement	593	Jun. 2021	145,000
Black Creek Upgrade	594	Jun. 2021, Dec. 2021	1,675,765
Courthouse Fascia, Exterior Repairs	595	Jul. 2021	200,000
Wilbur Bridge Replacement	596	Aug. 2021	85,000
Golden Hill Office Building Roof Rehabilitation	605	Sept. 2021	564,810
Salem Road Stabilization	606	Sept. 2021	80,000
Government Operations Center	607	Oct. 2021	1,353,624
Bridge Street	608	Oct. 2021	150,000
Plank Road Culvert	609	Oct. 2021	95,350
UCAT Equipment & Facility Upgrades	610	Oct. 2021	384,720
Development Court Retrofit Lighting	611	Nov. 2021	55,000
Lyonsville Bridge	612	Dec. 2021	175,000
Crystal Spring Bridge	613	Dec. 2021	140,000
Myer Bridge	614	Dec. 2021	202,000
Glen Brook Bridge	615	Dec. 2021	298,000
TOTAL SERIAL BONDS/BANS			\$ 76,602,805
REVENUE ANTICIPATION NOTES			
Sales and Compensating Use Taxes		Jan. 2021	15,000,000
TOTAL REVENUE ANTICIPATION NOTES			\$ 15,000,000
TAX ANTICIPATION NOTES			
Real Property Taxes (2021)		Jan. 2021	20,000,000
TOTAL TAX ANTICIPATION NOTES			\$ 20,000,000
TOTAL DEBT AUTHORIZED AND UNISSUED:			\$ 111,602,805

