

Youth Development Survey Results 2016-2017
ULSTER COUNTY

Prepared by:

Scantron Assessment Development and Psychometrics

Table of Contents

Introduction 3

Tobacco 4

Alcohol 6

Marijuana and Opiates 9

Violence and Depression..... 10

Appendix A: Data Tables 12

Introduction

Demographics

In total, 3,987 Ulster County students in grades 7-12 completed the survey. This sample exceeds the minimum to allow a 5% margin of error and 95% confidence interval. An estimated 37% of students in the County took the survey, based on counts reported in the New York State School Report Cards for the 2016-2017 school year. Participation decreases as the age of the students increase (Figure 1).

Of the overall sample, 50% are male and 50% are female. Approximately 74% of participating students are White, 18% are Hispanic, 15% are of multiple races, 7% are Black, 3% are Asian American and 3% are Native American or Alaska Native, less than 1% are Native Hawaiian-Pacific Island (Figure 2). 94% of the respondents report being under the age of 18.

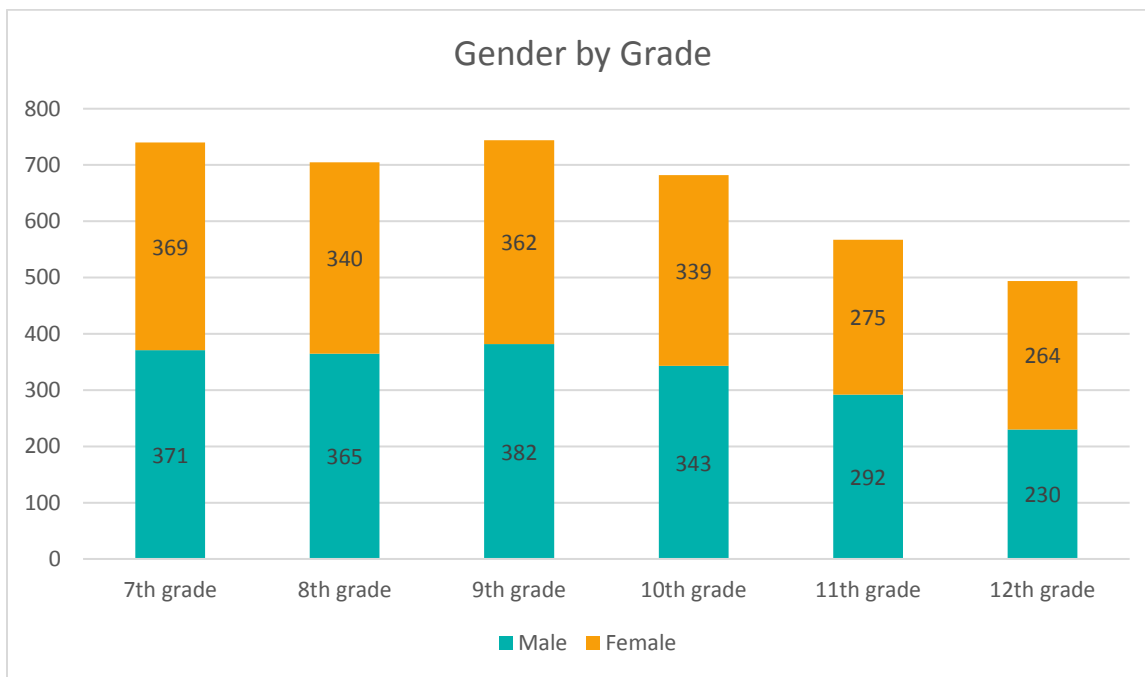


Figure 1

Race/Ethnicity

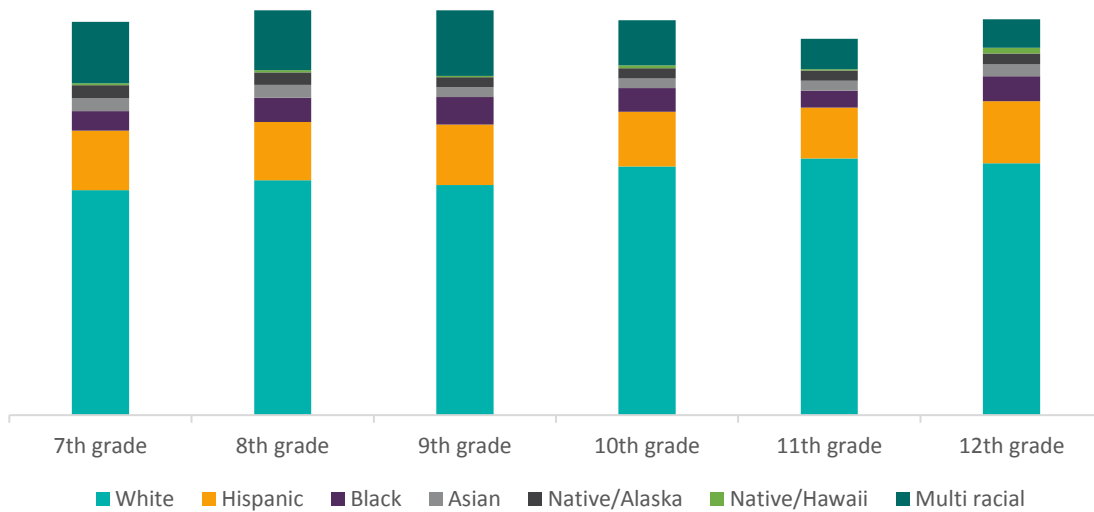


Figure 2

Tobacco

Use and Prevalence

According to the 2016-2017 Ulster County survey data, 84% of students have never tried cigarettes. Use does become more prevalent as age increases. 52% of students who have tried smoking were 13 years of age or younger at the age of initiation; 31% were either 14 or 15 when they first tried smoking tobacco (Figure 3). Only 7% of seventh graders have tried cigarettes, while 32% of 12th graders have at least had a puff of a cigarette (Figure 4). Of those surveyed, 96% have not smoked within the past 30 days. Of those who have smoked within 30 days, 55% smoke less than a cigarette per day and 92% smoke less than a pack a day.

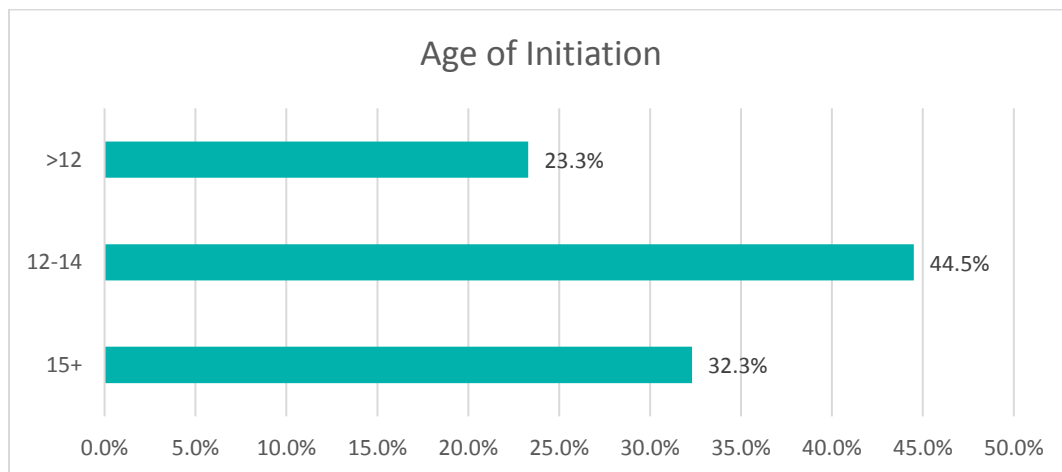


Figure 3

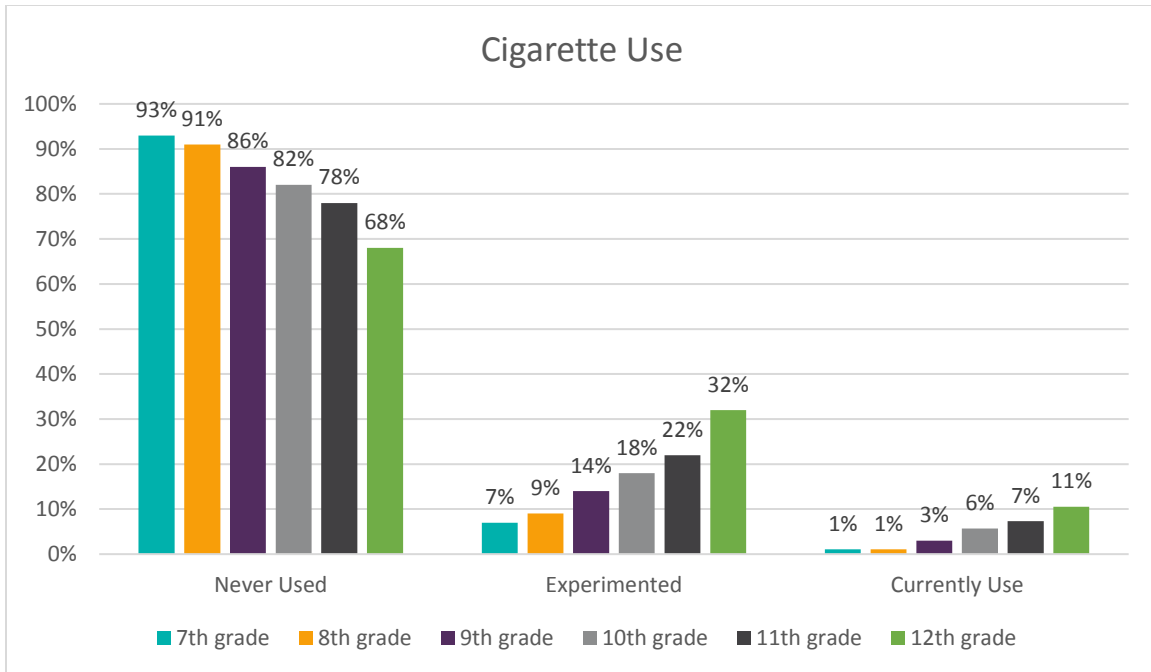


Figure 4

Perception

According to 2016-2017 survey results, 15% of respondents believe there is no (or little) health risk from smoking one or more packs of cigarettes a day (Figure 5). Smokeless tobacco is consumed by 3% of surveyed youth.

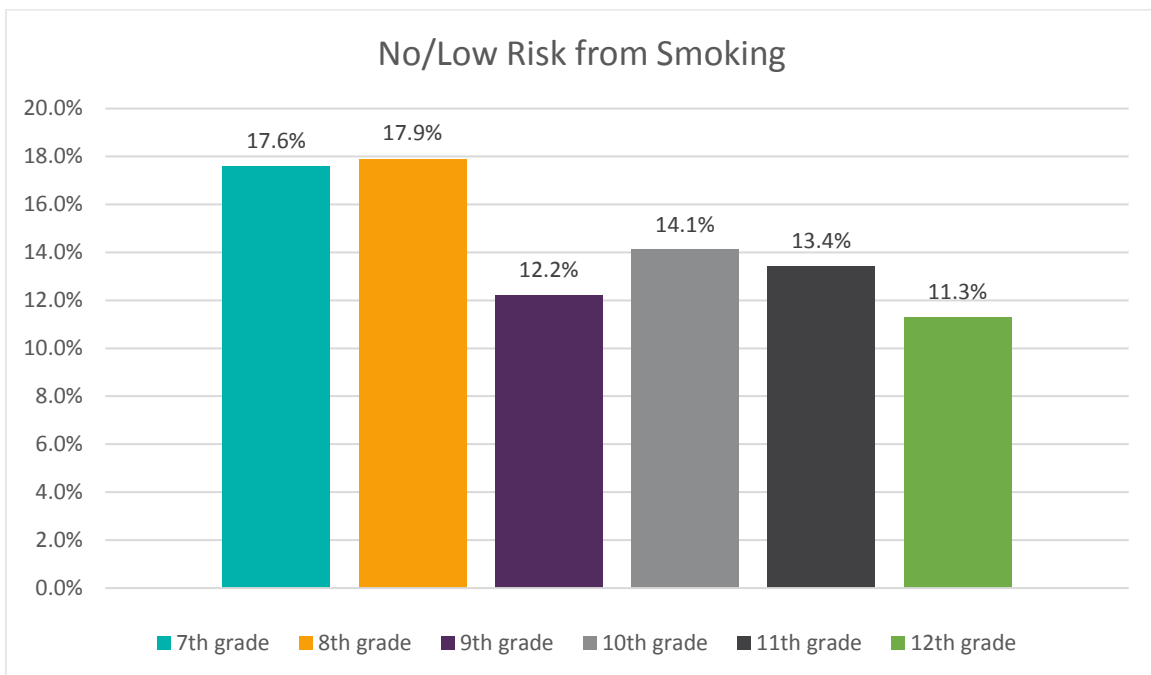


Figure 5

Alcohol

Use

According to 2016-2017 survey data, 27% of students report some alcohol consumption within the past 30 days, use increases with age (Figure 6). Respondents also reported binge drinking within the past 30 days, with 11% of 9th graders and 31% of 12th grade students reporting this behavior (Figure 7). Further, 5-14% of high school students report binge drinking at least once in the past 30 days.

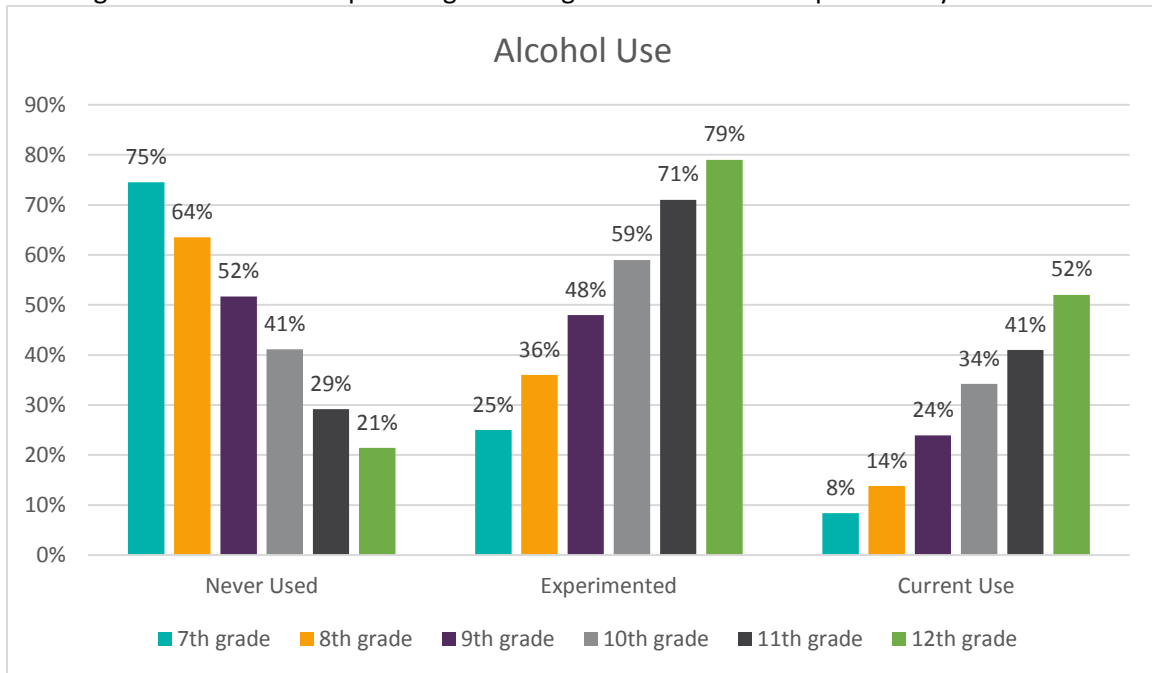


Figure 6

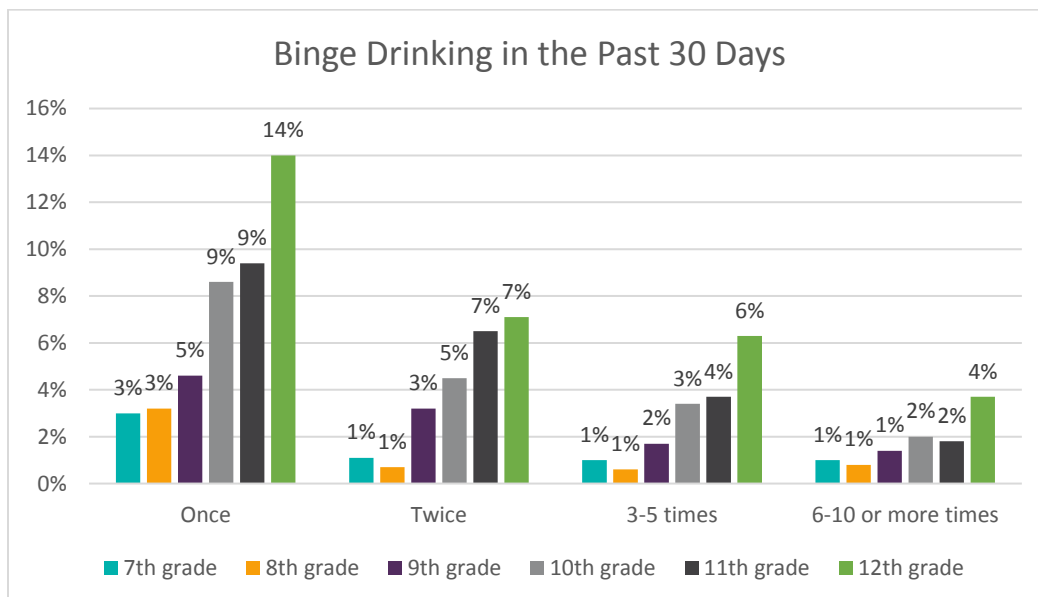


Figure 7

Influence

According to 2016-2017 survey data, 78% of respondents feel it is wrong to drink alcohol regularly (Figure 8). Nonetheless, respondents have experimented with alcohol; 26% of 7th graders, 37% of 8th graders, 48% of 9th graders, 59% of 10th graders, 71% of 11th graders, and 79% of 12th graders claim that they have tried alcohol at some point. 20% of 12th graders have consumed alcohol 40 or more times and 21% of 12th graders have never tried it. To obtain alcohol, youth rely on parents and peers. Respondents most commonly consume alcohol at their own home or the home of an acquaintance.

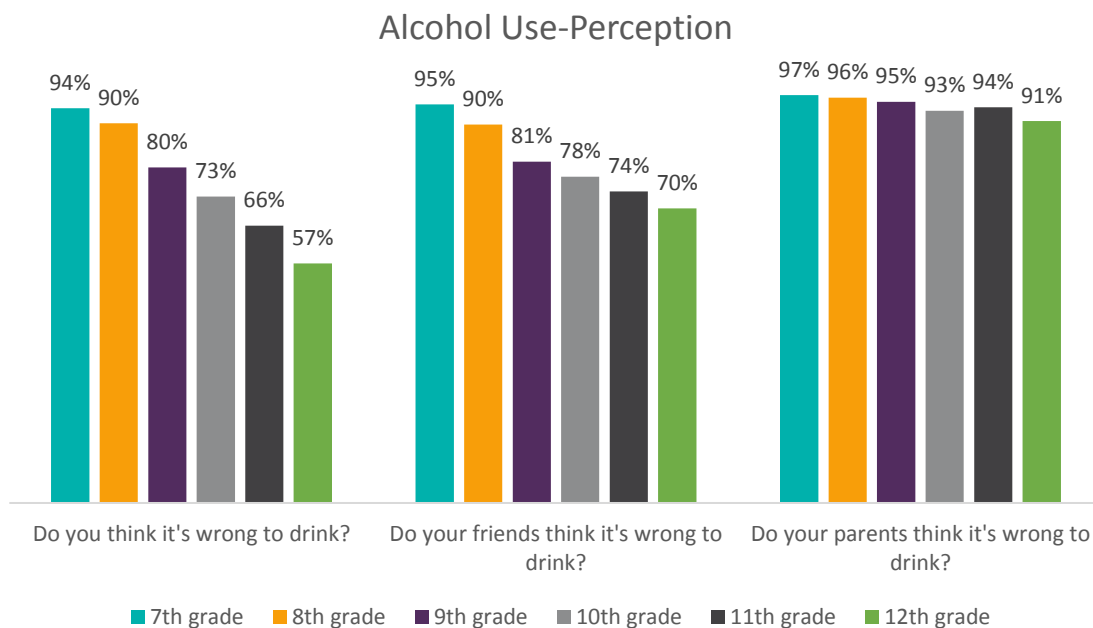


Figure 8

Alcohol Use: Perceived Risk

According to the 2016-2017 survey data, students report an understanding that alcohol can be harmful; 76% state that people risk great or moderate harm by binge drinking. Interestingly, the assessment of risk rises with age as 12th graders being the most likely to view drinking as risky (Figure 10).

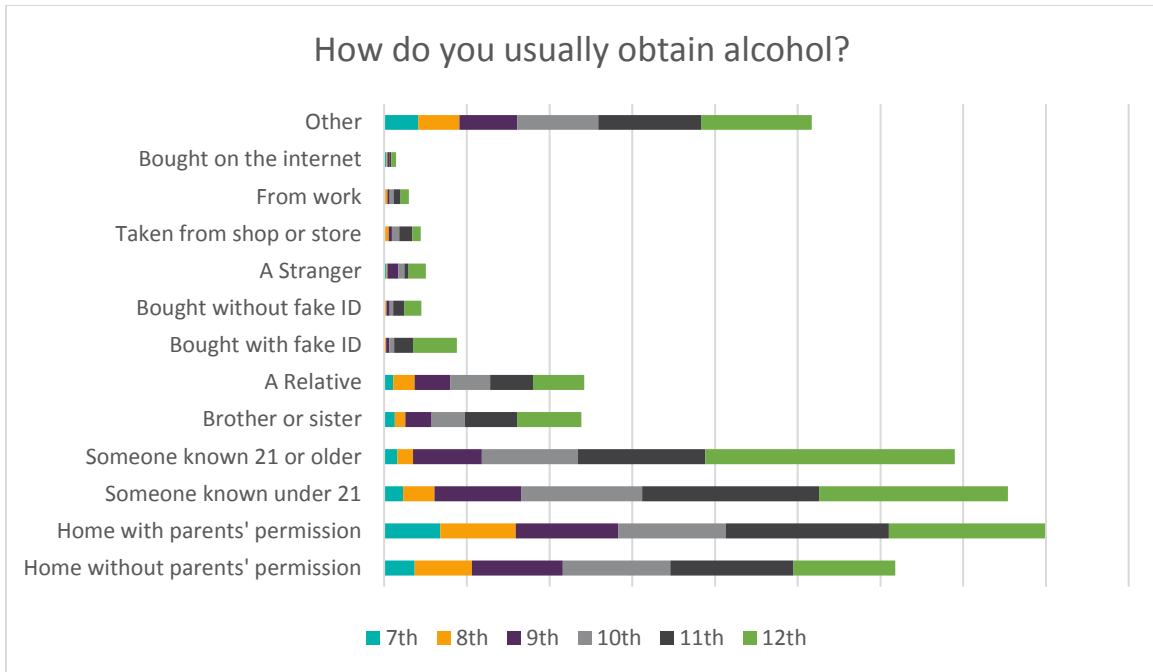


Figure 9

At home with parents' permission and from someone under the age of 21 were the most commonly cited sources of alcohol, with 13% obtaining it from home with their parents' permission (Figure 9). The most common locations for students to drink alcohol are at home or someone else's home, with 57% of students drinking at home.

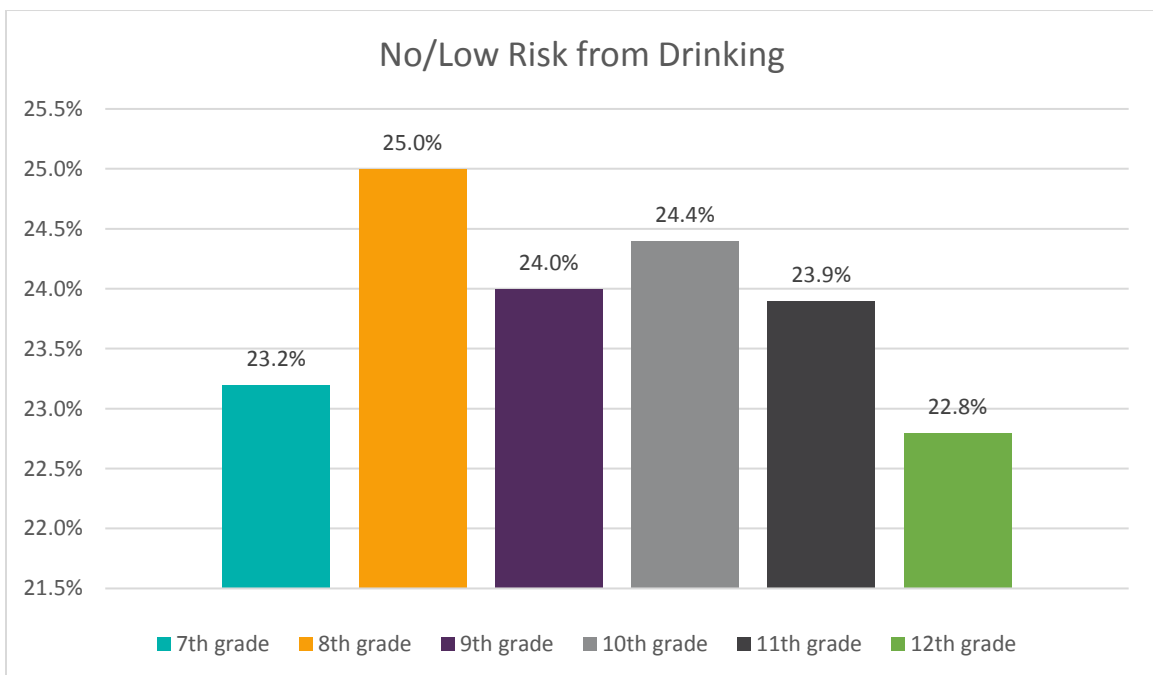


Figure 10

Marijuana and Opiates

Marijuana

According to 2016-2017 Ulster County survey data, 19% of respondents are current users of marijuana. Marijuana use increases substantially as students get older; 3% of 7th graders are current users compared with 39% of 12th graders (Figure 11), and 18% of users have used marijuana on more than five occasions. Age of initiation is similar to that of cigarettes, with 54% reporting initiation between the ages of 12-14. 39% report that they began marijuana use after the age of 15. Synthetic marijuana is considerably less popular among respondents; approximately 3% of students have tried synthetic marijuana, with about 1% reporting current use.

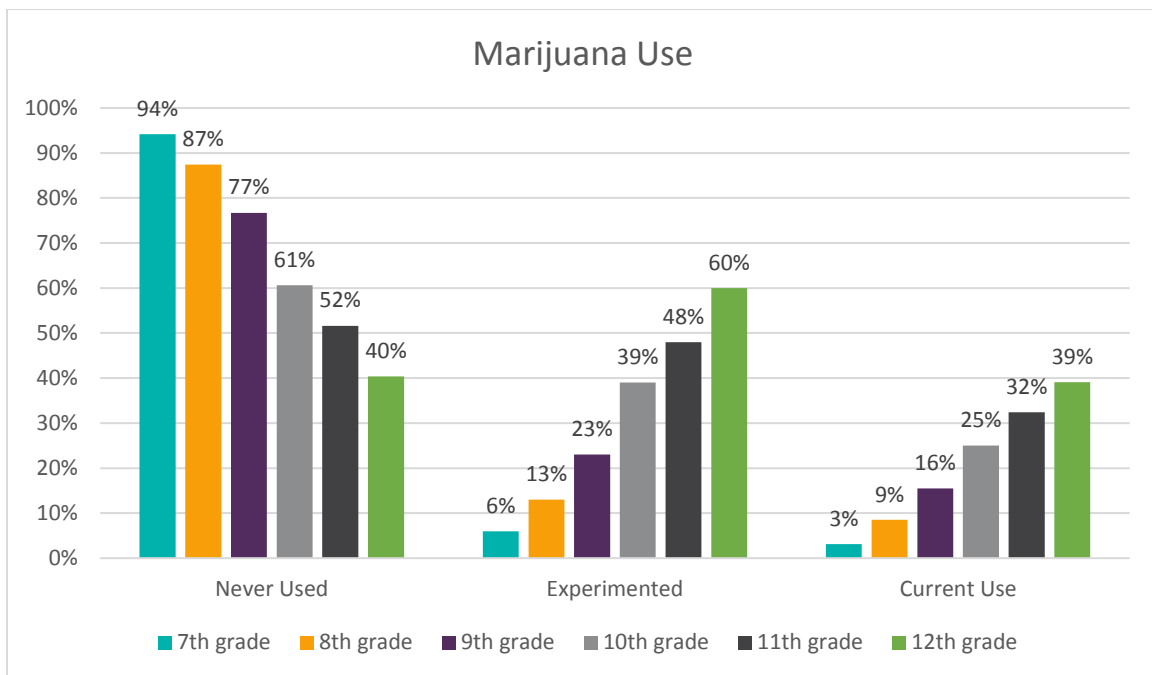


Figure 11

Over two-thirds of respondents feel that smoking marijuana is wrong or very wrong. However, perception drops precipitously as students get older. 92% of seventh graders feel that smoking marijuana is very wrong or wrong, while only 41% of 12th graders feel that smoking marijuana is wrong. Similarly, 70% of 7th graders feel that smoking marijuana places people in risk of harm, while only 32% of 12th graders feel that smoking marijuana once or twice a week is a risk to their well-being.

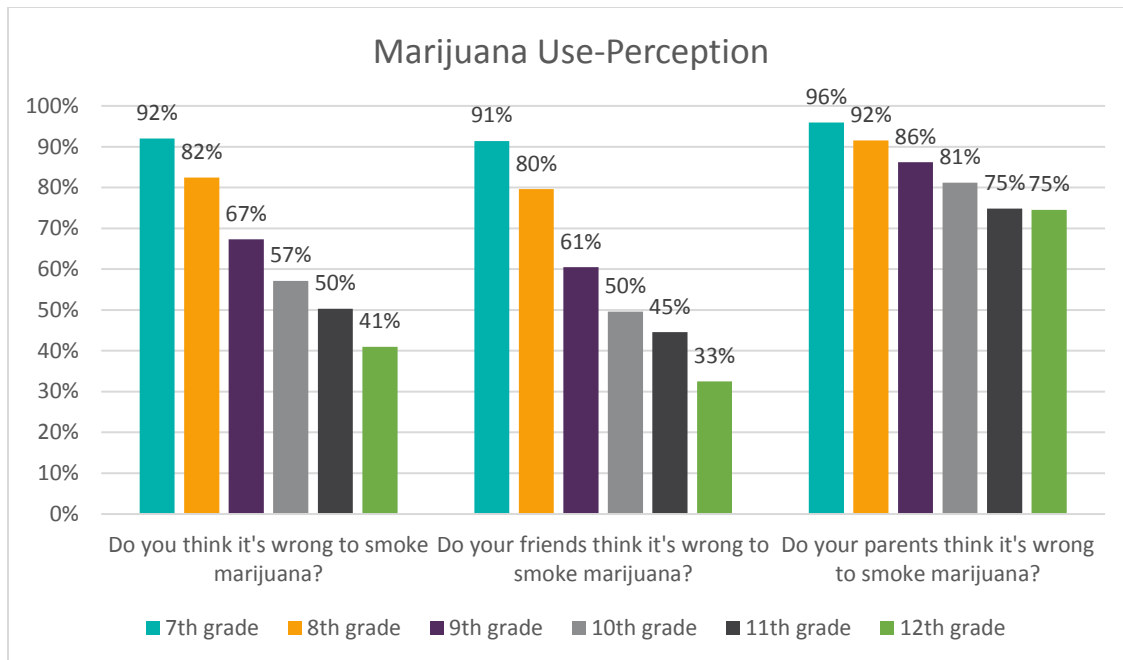


Figure 12

Opiates

According to Ulster County survey data from 2016-2017, less than 1% of Ulster County students report using heroin at least once in their lifetime. However, 5% of students have tried prescription pain relievers at some point in their life; 2% of respondents report using prescription opiates in the past 30 days. Initiation to these drugs begins in later adolescence: 38% of users were over 14 when they first used prescription opiates, 21% first tried them before the age of 12.

Violence and Depression

Family

Students report relatively high levels of family communication; 38% of students have spoken to parents within the past 12 months about the dangers of tobacco use, 47% have spoken with parents about the dangers of alcohol use (Figure 13). 77% of students have clear rules on alcohol use and 58% believe they would be caught if they consumed alcohol without their parents' permission. 5% of students report that their parents would not feel it is wrong to consume alcohol nearly every day. 19% of students feel they have parental permission to pick a fight with someone and 22% of students feel their parents would permit them to gamble.

Consequences for respondents that were caught drinking varied widely; 39% received no consequences, 30% received minor consequences, and 31% received major consequences. The ability to identify family members with severe alcohol problems increases with age. While 35% of 7th graders report a family member has had severe substance problems, 53% of 12th graders have family members that have substance abuse problems.

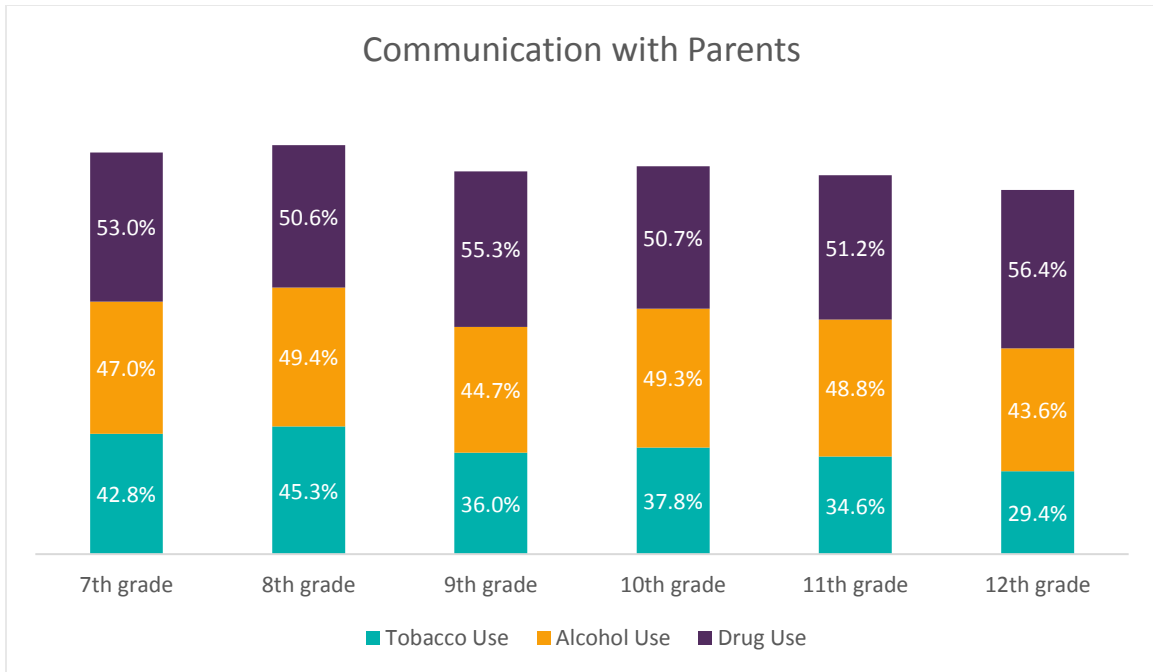


Figure 13

Depression

Signs of depression are present among respondents of all ages: 40% feel that sometimes life is not worth living, 57% claim they feel like they are no good at all, 43% state they feel like they are a failure, and 39% claim to have felt depressed most days in the past year. Reports of depressive feelings fluctuate with age (Figure 14).

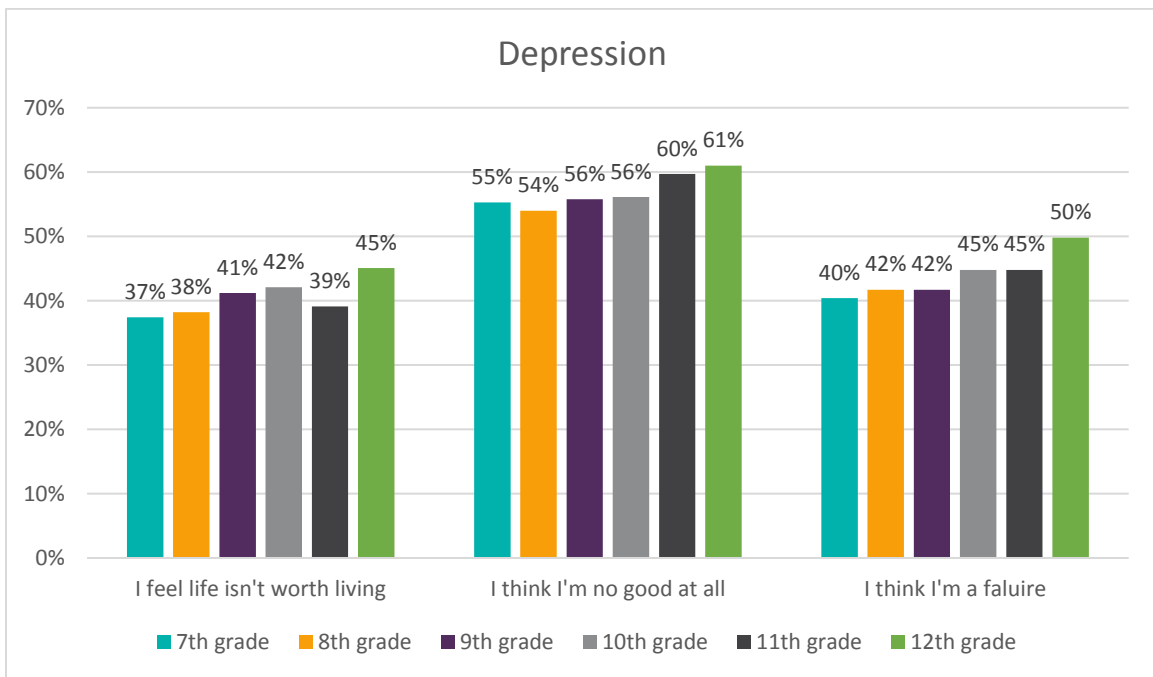


Figure 14

Appendix A: Data Tables

Gender

Grade	Male	Female
7 th	371	369
8 th	365	340
9 th	382	362
10 th	343	339
11 th	292	275
12 th	230	264
Total	1989	1956

Hispanic or Latino

Grade	Hispanic/Latino	Not Hispanic/Latino
7 th	19.6	80.4
8 th	18.6	81.4
9 th	19.1	80.9
10 th	17.2	82.8
11 th	16.3	83.7
12 th	19.3	80.7
Total	18.4	81.6

Race/Ethnicity

Grade	Asian American	Black or African American	Native American or Alaska Native	Native Hawaiian or Pacific Island	White	Multi-Racial
7 th	4.03	6.04	3.19	0.87	70.07	19.06
8 th	3.91	7.53	3.15	0.35	72.94	18.69
9 th	3.34	8.81	3.41	1.80	71.56	20.56
10 th	2.90	7.40	3.36	0.67	77.36	14.08
11 th	3.15	5.43	4.32	0.70	79.86	9.63
12 th	3.61	7.82	2.27	0.53	78.36	8.82
Total	3.50	7.20	3.27	0.78	74.58	15.77

How many students do you think use tobacco?

Grade	None (0)	Few (1-10)	Some (11-30)	Half or Less (31-50)	Half or More (51-70)	Most (71-90)	Almost All (91-100)
7 th	40.4	38.5	12.3	6.5	1.4	0.7	0.3
8 th	27.3	43.6	17.7	7.8	2.3	1.1	0.3
9 th	11.6	33.3	27.6	15.9	9.3	1.9	0.5
10 th	9.1	31.6	30.3	16.2	8.8	3.2	0.7
11 th	6.0	32.0	32.3	15.0	10.8	3.0	0.9
12 th	7.5	28.5	32.6	16.6	10.3	4.0	0.4
Total	18.02	34.87	24.53	12.59	6.81	2.17	0.53

How many students do you think drink alcohol?

Grade	None (0)	Few (1-10)	Some (11-30)	Half or Less (31-50)	Half or More (51-70)	Most (71-90)	Almost All (91-100)
7 th	33.7	38.6	16.2	6.0	2.5	2.5	0.5
8 th	22.6	29.7	22.9	13.9	6.4	3.5	1.0
9 th	7.4	13.5	20.3	23.7	20.2	12.5	2.4
10 th	5.9	9.0	17.9	19.1	22.3	20.0	5.9
11 th	4.9	4.6	13.2	21.3	24.9	24.7	6.3
12 th	4.7	4.5	9.9	18.8	23.1	30.8	8.3
Total	14.1	17.9	17.2	16.8	15.8	14.4	3.8

How many students do you think use marijuana?

Grade	None (0)	Few (1-10)	Some (11-30)	Half or Less (31-50)	Half or More (51-70)	Most (71-90)	Almost All (91-100)
7 th	45.7	25.4	13.1	5.7	5.3	3.6	1.1
8 th	21.2	25.6	19.4	12.9	11.3	7.1	2.5
9 th	8.1	11.5	15.9	18.2	22.8	17.9	5.7
10 th	6.5	8.1	12.3	16.6	22.2	24.7	9.7
11 th	5.5	5.5	11.6	16.7	23.4	25.9	11.4
12 th	5.5	4.3	6.1	16.0	21.5	32.3	14.4
Total	16.5	14.3	13.5	14.1	17.2	17.4	6.9

How many students do you think use illegal drugs?

Grade	None (0)	Few (1-10)	Some (11-30)	Half or Less (31-50)	Half or More (51-70)	Most (71-90)	Almost All (91-100)
7 th	57.3	26.1	8.8	4.3	1.6	1.2	0.7
8 th	37.5	36.1	12.8	7.2	3.5	2.3	0.6
9 th	15.3	33.6	25.0	13.9	6.9	4.2	1.1
10 th	11.0	29.9	24.3	17.3	9.2	6.2	2.1
11 th	8.1	30.1	26.6	15.3	12.1	6.2	1.6
12 th	8.1	25.6	24.3	18.1	13.4	8.3	2.2
Total	24.4	30.5	19.7	12.1	7.3	4.4	1.3

How wrong do your friends feel it would be for YOU to have one or two drinks of an alcoholic beverage nearly every day?

Grade	Very Wrong	Wrong	A little bit wrong	Not at all wrong
7 th	77.3	17.4	3.8	1.5
8 th	70.4	19.4	7.7	2.4
9 th	52.5	28.6	13.8	5.1
10 th	45.7	31.8	15.4	7.2
11 th	40.6	33.4	19.8	6.2
12 th	35.0	35.0	17.5	12.6
Total	55.3	26.8	12.5	5.4

How wrong do your friends feel it would be for YOU to smoke tobacco?

Grade	Very Wrong	Wrong	A little bit wrong	Not at all wrong
7 th	81.6	14.9	2.7	0.8
8 th	79.0	16.0	4.0	1.1
9 th	63.7	25.3	7.5	3.5
10 th	61.1	26.7	7.6	4.5
11 th	53.8	29.7	13.3	3.2
12 th	43.7	27.8	18.1	10.4
Total	65.4	22.8	8.2	3.6

How wrong do your friends feel it would be for YOU to smoke marijuana?

Grade	Very Wrong	Wrong	A little bit wrong	Not at all wrong
7 th	79.4	12.0	6.1	2.5
8 th	62.0	17.6	12.5	7.9
9 th	40.1	20.4	20.1	19.3
10 th	31.4	18.2	24.1	26.3
11 th	25.0	19.6	25.0	30.4
12 th	15.6	16.8	23.5	44.0
Total	44.6	17.3	17.9	20.1

How wrong do your friends feel it would be for YOU to use prescription pain relievers not prescribed to you?

Grade	Very Wrong	Wrong	A little bit wrong	Not at all wrong
7 th	79.9	16.1	2.9	1.2
8 th	76.3	17.3	4.5	1.8
9 th	69.0	21.3	6.4	3.4
10 th	69.4	21.7	6.6	2.3
11 th	68.4	22.3	6.9	2.3
12 th	57.8	23.7	12.8	5.7
Total	70.9	20.1	6.3	2.7

How wrong do your friends feel it would be for YOU to use prescription drugs not prescribed to you?

Grade	Very Wrong	Wrong	A little bit wrong	Not at all wrong
7 th	84.8	12.2	2.2	0.8
8 th	79.0	16.8	3.4	0.8
9 th	73.4	19.0	5.1	2.4
10 th	71.7	20.1	6.0	2.2
11 th	71.8	19.9	6.3	1.9
12 th	61.1	21.9	11.9	5.1
Total	74.4	18.0	5.4	2.1

In your lifetime, on how many occasions (if any) have you had alcoholic beverages to drink?

Grade	0	1-2	3-5	6-9	10-19	20-39	40+
7 th	74.5	15.4	5.6	2.1	1.1	0.4	0.8
8 th	63.5	19.0	8.6	3.5	3.2	1.1	1.1
9 th	51.7	16.7	10.7	9.1	5.7	3.3	2.8
10 th	41.1	16.4	11.0	8.9	9.2	7.0	6.4
11 th	29.2	14.0	14.7	11.7	11.2	10.4	8.8
12 th	21.4	13.8	10.0	10.0	12.4	12.0	20.4
Total	49.0	16.0	9.8	7.2	6.6	5.1	5.9

In your lifetime, on how many occasions (if any) have you used marijuana?

Grade	0	1-2	3-5	6-9	10-19	20-39	40+
7 th	94.2	3.0	1.2	0.4	0.3	0.1	0.7
8 th	87.4	4.4	2.0	1.7	1.6	1.0	2.0
9 th	76.7	6.3	4.6	2.6	1.6	1.9	6.3
10 th	60.6	10.3	5.6	4.0	4.5	3.7	11.4
11 th	51.6	11.5	6.0	2.8	6.9	6.4	14.8
12 th	40.4	6.7	7.5	6.5	8.9	8.5	21.5
Total	70.9	6.9	4.2	2.8	3.5	3.2	8.5

In your lifetime, on how many occasions (if any) have you used hash oil or dabs?

Grade	0	1-2	3-5	6-9	10-19	20-39	40+
7 th	98.2	0.8	0.3	0.1	0.0	0.0	0.6
8 th	97.3	1.6	0.3	0.4	0.3	0.1	0.0
9 th	93.9	2.2	1.0	0.4	0.8	0.1	1.5
10 th	86.9	5.2	2.4	0.9	1.6	1.0	1.9
11 th	85.6	6.0	2.8	0.4	1.6	1.8	1.8
12 th	77.4	7.1	3.5	3.1	2.1	2.7	4.1
Total	90.4	3.5	1.6	0.8	1.0	0.8	1.5

In your lifetime, on how many occasions (if any) have you eaten marijuana or hash oil edibles?

Grade	0	1-2	3-5	6-9	10-19	20-39	40+
7 th	97.2	1.7	0.1	0.3	0.0	0.0	0.7
8 th	93.6	4.7	0.7	0.4	0.3	0.0	0.3
9 th	87.6	5.8	2.6	0.8	1.2	0.8	1.2
10 th	81.8	9.1	3.8	1.8	1.0	1.2	1.5
11 th	70.4	12.9	6.4	4.4	1.6	1.1	3.2
12 th	62.9	16.2	6.9	4.1	3.7	2.0	4.3
Total	83.6	7.7	3.1	1.7	1.1	0.8	1.7

In your lifetime, on how many occasions (if any) have you used heroin?

Grade	0	1-2	3-5	6-9	10-19	20-39	40+
7 th	99.3	0.0	0.0	0.0	0.0	0.0	0.7
8 th	99.7	0.1	0.0	0.1	0.0	0.0	0.0
9 th	99.0	0.1	0.0	0.1	0.1	0.0	0.6
10 th	99.7	0.0	0.0	0.2	0.2	0.0	0.0
11 th	98.9	0.4	0.0	0.0	0.4	0.0	0.4
12 th	98.3	0.4	0.4	0.2	0.0	0.2	0.4
Total	98.9	0.2	0.1	0.1	0.1	0.0	0.3

In your lifetime, on how many occasions (if any) have you used prescription pain relievers?

Grade	0	1-2	3-5	6-9	10-19	20-39	40+
7 th	96.7	1.8	0.4	0.4	0.1	0.1	0.4
8 th	96.3	2.0	0.6	0.3	0.3	0.3	0.3
9 th	95.4	2.0	1.2	0.3	0.3	0.3	0.5
10 th	95.3	1.9	1.5	0.4	0.3	0.3	0.3
11 th	94.4	3.5	0.9	0.5	0.0	0.5	0.2
12 th	90.2	4.1	1.6	0.8	1.2	1.0	1.0
Total	95.0	2.4	1.0	0.4	0.3	0.4	0.5

In your lifetime, on how many occasions (if any) have you used prescription stimulant pills?

Grade	0	1-2	3-5	6-9	10-19	20-39	40+
7 th	99.2	0.7	0.0	0.0	0.0	0.0	0.1
8 th	97.9	1.7	0.1	0.1	0.1	0.0	0.0
9 th	98.0	0.8	0.3	0.1	0.1	0.3	0.4
10 th	95.7	2.1	0.9	0.3	0.4	0.3	0.3
11 th	94.7	3.2	0.5	0.5	0.4	0.2	0.5
12 th	89.8	4.3	1.6	1.2	1.0	1.2	0.8
Total	96.2	1.9	0.5	0.4	0.3	0.3	0.4

In your lifetime, on how many occasions (if any) have you used prescription tranquilizers?

Grade	0	1-2	3-5	6-9	10-19	20-39	40+
7 th	99.2	0.4	0.0	0.0	0.1	0.0	0.3
8 th	99.0	0.7	0.1	0.1	0.0	0.0	0.0
9 th	98.0	0.9	0.3	0.4	0.1	0.0	0.3
10 th	96.9	1.2	0.4	0.4	0.4	0.3	0.3
11 th	95.8	1.4	0.5	0.9	0.2	0.7	0.5
12 th	91.0	3.5	2.2	0.8	0.6	0.8	1.0
Total	97.0	1.2	0.5	0.4	0.2	0.3	0.4

In your lifetime, on how many occasions (if any) have you used non-prescription cold medicine?

Grade	0	1-2	3-5	6-9	10-19	20-39	40+
7 th	97.8	1.0	0.1	0.3	0.4	0.0	0.4
8 th	97.6	1.7	0.1	0.1	0.1	0.1	0.1
9 th	95.7	2.3	0.9	0.4	0.3	0.1	0.3
10 th	93.7	3.8	0.7	0.6	0.6	0.3	0.3
11 th	94.5	3.2	0.9	0.4	0.7	0.0	0.4
12 th	94.5	1.4	1.8	1.2	0.6	0.2	0.2
Total	95.74	2.20	0.73	0.46	0.43	0.13	0.30

In your lifetime, on how many occasions (if any) have you used LSD or other psychedelics?

Grade	0	1-2	3-5	6-9	10-19	20-39	40+
7 th	99.3	0.4	0.0	0.0	0.0	0.0	0.3
8 th	99.0	0.7	0.1	0.0	0.0	0.0	0.1
9 th	98.0	1.1	0.1	0.0	0.1	0.0	0.7
10 th	95.6	2.9	1.1	0.2	0.2	0.0	0.2
11 th	92.3	4.9	1.6	0.7	0.4	0.0	0.2
12 th	88.2	5.0	3.5	1.2	1.2	0.2	0.6
Total	95.9	2.3	0.9	0.3	0.3	0.0	0.4

In your lifetime, on how many occasions (if any) have you drank energy drinks?

Grade	0	1-2	3-5	6-9	10-19	20-39	40+
7 th	54.1	20.8	9.1	6.2	4.5	1.4	3.9
8 th	47.8	20.7	11.4	6.0	4.6	2.0	7.5
9 th	42.2	20.0	10.7	9.0	6.3	3.4	8.4
10 th	43.7	17.3	10.8	6.9	7.0	5.6	8.8
11 th	39.8	16.1	12.6	8.3	5.5	5.0	12.7
12 th	39.6	13.2	12.0	7.5	8.3	6.1	13.4
Total	45.1	18.3	10.9	7.3	6.0	3.7	8.7

In your lifetime, on how many occasions (if any) have you used caffeine pills?

Grade	0	1-2	3-5	6-9	10-19	20-39	40+
7 th	98.6	1.2	0.1	0.0	0.0	0.0	0.0
8 th	97.9	2.0	0.1	0.0	0.0	0.0	0.0
9 th	97.3	1.3	0.7	0.1	0.1	0.0	0.4
10 th	97.5	0.9	0.7	0.1	0.3	0.0	0.4
11 th	95.4	2.5	0.9	0.2	0.7	0.0	0.4
12 th	93.5	2.8	1.4	0.6	0.2	0.4	1.0
Total	96.9	1.7	0.6	0.2	0.2	0.1	0.3

In your lifetime, on how many occasions (if any) have you used cocaine or crack?

Grade	0	1-2	3-5	6-9	10-19	20-39	40+
7 th	99.5	0.4	0.0	0.0	0.0	0.0	0.1
8 th	98.9	0.6	0.1	0.1	0.0	0.0	0.3
9 th	98.0	0.8	0.4	0.0	0.0	0.0	0.8
10 th	99.0	0.4	0.0	0.3	0.0	0.0	0.3
11 th	97.0	1.4	0.5	0.2	0.2	0.2	0.5
12 th	94.3	2.0	1.4	0.4	0.4	0.2	1.2
Total	97.9	0.9	0.4	0.2	0.1	0.1	0.5

In your lifetime, on how many occasions (if any) have you used inhalants?

Grade	0	1-2	3-5	6-9	10-19	20-39	40+
7 th	95.6	2.6	0.7	0.5	0.3	0.0	0.3
8 th	94.4	3.4	1.1	0.3	0.6	0.1	0.1
9 th	95.3	2.4	0.7	0.5	0.4	0.1	0.5
10 th	95.5	3.1	1.0	0.1	0.1	0.0	0.1
11 th	95.8	2.5	1.1	0.0	0.0	0.0	0.7
12 th	95.1	3.1	0.4	0.4	0.4	0.2	0.4
Total	95.3	2.8	0.8	0.3	0.3	0.1	0.4

In your lifetime, on how many occasions (if any) have you used Molly (MDMA, ecstasy)?

Grade	0	1-2	3-5	6-9	10-19	20-39	40+
7 th	98.9	0.3	0.0	0.0	0.0	0.0	0.1
8 th	99.2	0.6	0.1	0.0	0.1	0.0	0.0
9 th	97.8	1.1	0.1	0.4	0.0	0.0	0.5
10 th	97.1	1.3	1.0	0.1	0.3	0.0	0.1
11 th	95.8	2.8	0.7	0.2	0.0	0.0	0.5
12 th	90.8	4.5	2.9	1.2	0.2	0.0	0.4
Total	97.1	1.6	0.7	0.3	0.1	0.0	0.3

In your lifetime, on how many occasions (if any) have you used synthetic marijuana?

Grade	0	1-2	3-5	6-9	10-19	20-39	40+
7 th	99.3	0.3	0.4	0.0	0.0	0.0	0.0
8 th	98.2	1.0	0.6	0.1	0.1	0.0	0.0
9 th	96.6	1.9	0.5	0.0	0.1	0.1	0.7
10 th	96.2	2.0	0.9	0.1	0.1	0.1	0.4
11 th	95.2	2.7	0.2	0.5	0.9	0.4	0.2
12 th	97.4	1.4	0.8	0.2	0.0	0.0	0.2
Total	97.1	1.5	0.6	0.2	0.2	0.1	0.3

In your lifetime, on how many occasions (if any) have you used methamphetamines?

Grade	0	1-2	3-5	6-9	10-19	20-39	40+
7 th	99.9	0.0	0.0	0.1	0.0	0.0	0.0
8 th	99.4	0.3	0.0	0.1	0.0	0.1	0.0
9 th	99.2	0.1	0.1	0.1	0.0	0.0	0.4
10 th	99.6	0.0	0.3	0.0	0.1	0.0	0.0
11 th	98.8	0.4	0.5	0.0	0.0	0.2	0.2
12 th	99.0	0.2	0.0	0.2	0.0	0.0	0.6
Total	99.3	0.2	0.2	0.1	0.0	0.1	0.2

In your lifetime, on how many occasions (if any) have you used smokeless tobacco?

Grade	0	1-2	3-5	6-9	10-19	20-39	40+
7 th	97.7	1.2	0.7	0.1	0.1	0.0	0.1
8 th	96.9	1.1	0.7	0.7	0.1	0.0	0.4
9 th	95.0	1.9	1.6	0.4	0.3	0.3	0.5
10 th	92.6	3.2	1.2	1.0	0.0	0.4	1.6
11 th	90.7	2.1	2.3	1.4	0.5	0.5	2.5
12 th	88.4	2.9	2.7	1.8	0.8	0.8	2.7
Total	93.9	2.1	1.4	0.8	0.3	0.3	1.2

In your lifetime, on how many occasions (if any) have you used bath salts?

Grade	0	1-2	3-5	6-9	10-19	20-39	40+
7 th	93.8	3.4	0.8	0.7	0.7	0.1	0.4
8 th	94.6	2.8	1.0	0.6	0.6	0.3	0.1
9 th	95.3	2.6	0.1	0.4	0.5	0.1	0.9
10 th	98.0	0.9	0.4	0.1	0.3	0.0	0.3
11 th	97.5	1.4	0.0	0.2	0.2	0.2	0.5
12 th	98.2	0.8	0.0	0.4	0.2	0.2	0.2
Total	95.9	2.1	0.4	0.4	0.4	0.2	0.4

During the past 30 days, on how many occasions (if any) have you: had beer, wine or hard liquor to drink?

Grade	0	1-2	3-5	6-9	10-19	20-39	40+
7 th	91.6	6.4	1.2	0.1	0.1	0.3	0.3
8 th	86.2	10.1	1.8	1.3	0.3	0.0	0.3
9 th	75.0	17.2	3.8	1.1	1.5	0.4	1.1
10 th	65.8	19.6	7.3	3.2	2.5	0.3	1.3
11 th	59.0	21.1	10.6	4.2	2.8	1.2	1.1
12 th	48.0	26.2	14.1	6.5	2.6	0.8	1.8
Total	72.8	16.0	5.8	2.4	1.5	0.5	0.9

During the past 30 days, on how many occasions (if any) have you been drunk or very high from drinking hard alcoholic beverages?

Grade	0	1-2	3-5	6-9	10-19	20-39	40+
7 th	97.8	1.5	0.4	0.0	0.0	0.0	0.3
8 th	95.8	2.5	0.7	0.1	0.3	0.4	0.1
9 th	86.8	7.5	2.0	1.1	0.4	0.4	1.7
10 th	80.1	10.8	3.6	2.3	1.3	0.6	1.3
11 th	76.4	12.9	4.2	2.1	1.9	1.1	1.4
12 th	65.1	19.0	8.7	4.0	1.4	0.6	1.2
Total	85.1	8.2	2.9	1.4	0.8	0.5	1.0

During the past 30 days, on how many occasions (if any) have you used marijuana?

Grade	0	1-2	3-5	6-9	10-19	20-39	40+
7 th	96.9	1.8	0.5	0.4	0.1	0.0	0.3
8 th	91.5	5.1	1.1	0.7	0.7	0.3	0.6
9 th	84.5	6.9	2.0	1.5	1.2	1.4	2.4
10 th	75.0	8.7	4.6	3.2	3.7	1.2	3.7
11 th	67.6	11.9	4.8	4.1	4.8	2.7	4.2
12 th	60.9	13.1	6.9	3.6	4.8	3.2	7.5
Total	81.0	7.4	3.0	2.1	2.3	1.3	2.8

During the past 30 days, on how many occasions (if any) have you used hash oil or dabs?

Grade	0	1-2	3-5	6-9	10-19	20-39	40+
7 th	99.2	0.4	0.0	0.0	0.0	0.0	0.4
8 th	98.6	0.8	0.3	0.1	0.1	0.0	0.0
9 th	96.5	1.1	0.5	0.4	0.1	0.3	1.1
10 th	93.4	3.2	1.0	1.0	0.4	0.1	0.7
11 th	93.8	1.9	1.4	0.5	0.9	0.5	0.9
12 th	90.6	3.9	1.4	0.8	1.0	1.0	1.2
Total	95.7	1.8	0.7	0.5	0.4	0.3	0.7

During the past 30 days, on how many occasions (if any) have you used heroin?

Grade	0	1-2	3-5	6-9	10-19	20-39	40+
7 th	99.7	0.0	0.0	0.0	0.0	0.0	0.3
8 th	99.7	0.0	0.0	0.1	0.0	0.0	0.1
9 th	99.3	0.1	0.0	0.0	0.0	0.0	0.5
10 th	99.7	0.1	0.1	0.0	0.0	0.0	0.0
11 th	98.8	0.0	0.2	0.0	0.4	0.2	0.5
12 th	99.4	0.0	0.0	0.0	0.4	0.0	0.2
Total	99.5	0.1	0.1	0.0	0.1	0.0	0.3

During the past 30 days, on how many occasions (if any) have you used prescription pain relievers?

Grade	0	1-2	3-5	6-9	10-19	20-39	40+
7 th	98.6	0.7	0.1	0.1	0.1	0.0	0.3
8 th	98.5	0.7	0.3	0.1	0.1	0.3	0.0
9 th	98.2	0.8	0.4	0.0	0.0	0.1	0.4
10 th	98.4	0.6	0.1	0.4	0.4	0.0	0.0
11 th	97.4	1.6	0.5	0.2	0.2	0.0	0.2
12 th	97.2	1.4	0.4	0.4	0.4	0.2	0.0
Total	98.1	0.9	0.3	0.2	0.2	0.1	0.2

During the past 30 days, on how many occasions (if any) have you used prescription stimulant pills?

Grade	0	1-2	3-5	6-9	10-19	20-39	40+
7 th	99.6	0.1	0.0	0.0	0.0	0.0	0.3
8 th	99.4	0.4	0.0	0.1	0.0	0.0	0.0
9 th	99.5	0.0	0.1	0.0	0.1	0.0	0.3
10 th	98.8	0.6	0.1	0.1	0.3	0.0	0.0
11 th	97.7	0.5	0.7	0.7	0.2	0.0	0.2
12 th	96.3	2.0	0.6	0.4	0.2	0.4	0.0
Total	98.7	0.5	0.2	0.2	0.1	0.1	0.1

During the past 30 days, on how many occasions (if any) have you used prescription tranquilizers?

Grade	0	1-2	3-5	6-9	10-19	20-39	40+
7 th	99.5	0.1	0.0	0.0	0.0	0.1	0.3
8 th	99.7	0.0	0.0	0.1	0.0	0.1	0.0
9 th	99.1	0.4	0.1	0.1	0.0	0.0	0.3
10 th	98.5	1.0	0.3	0.0	0.1	0.0	0.0
11 th	97.4	1.2	0.5	0.4	0.4	0.0	0.2
12 th	96.5	2.4	0.6	0.0	0.0	0.2	0.2
Total	98.6	0.8	0.2	0.1	0.1	0.1	0.2

During the past 30 days, on how many occasions (if any) have you used other prescription drugs?

Grade	0	1-2	3-5	6-9	10-19	20-39	40+
7 th	99.6	0.1	0.0	0.0	0.0	0.1	0.1
8 th	99.4	0.3	0.0	0.3	0.0	0.0	0.0
9 th	99.5	0.1	0.1	0.0	0.0	0.0	0.3
10 th	99.4	0.1	0.3	0.0	0.1	0.0	0.0
11 th	98.8	0.5	0.4	0.2	0.0	0.0	0.2
12 th	99.4	0.0	0.2	0.2	0.2	0.0	0.0
Total	99.3	0.2	0.2	0.1	0.1	0.0	0.1

During the past 30 days, on how many occasions (if any) have you used LSD or other psychedelics?

Grade	0	1-2	3-5	6-9	10-19	20-39	40+
7 th	99.7	0.0	0.0	0.0	0.0	0.0	0.3
8 th	99.6	0.0	0.1	0.1	0.0	0.0	0.1
9 th	98.4	0.9	0.1	0.0	0.0	0.1	0.3
10 th	98.4	1.0	0.6	0.0	0.0	0.0	0.0
11 th	97.2	2.3	0.2	0.2	0.0	0.0	0.2
12 th	97.7	1.6	0.0	0.4	0.0	0.0	0.2
Total	98.6	0.9	0.2	0.1	0.0	0.0	0.2

During the past 30 days, on how many occasions (if any) have you drank energy drinks?

Grade	0	1-2	3-5	6-9	10-19	20-39	40+
7 th	74.6	15.4	4.5	2.6	1.4	0.5	1.0
8 th	72.9	15.2	5.3	3.0	1.7	0.6	1.4
9 th	72.8	14.1	5.0	3.8	1.9	0.5	1.9
10 th	76.6	12.1	4.7	3.1	1.3	0.4	1.8
11 th	76.6	8.7	5.8	3.5	1.9	1.2	2.1
12 th	77.2	10.8	4.9	2.9	1.6	1.0	1.6
Total	74.9	13.0	5.0	3.1	1.6	0.7	1.6

During the past 30 days, on how many occasions (if any) have you used caffeine pills?

Grade	0	1-2	3-5	6-9	10-19	20-39	40+
7 th	99.9	0.0	0.0	0.0	0.0	0.0	0.1
8 th	99.3	0.3	0.1	0.1	0.0	0.0	0.1
9 th	98.2	0.9	0.1	0.3	0.1	0.0	0.3
10 th	99.1	0.3	0.0	0.0	0.0	0.6	0.0
11 th	98.4	0.5	0.5	0.0	0.0	0.2	0.4
12 th	98.2	1.0	0.4	0.0	0.0	0.4	0.0
Total	98.9	0.5	0.2	0.1	0.0	0.2	0.2

During the past 30 days, on how many occasions (if any) have you used inhalants?

Grade	0	1-2	3-5	6-9	10-19	20-39	40+
7 th	97.7	1.4	0.3	0.1	0.1	0.3	0.1
8 th	97.5	1.7	0.1	0.3	0.3	0.0	0.1
9 th	98.0	1.2	0.3	0.1	0.1	0.0	0.3
10 th	98.2	1.2	0.3	0.1	0.0	0.0	0.1
11 th	98.8	0.7	0.0	0.0	0.0	0.0	0.5
12 th	99.0	0.6	0.2	0.0	0.0	0.0	0.2
Total	98.1	1.2	0.2	0.1	0.1	0.1	0.2

During the past 30 days, on how many occasions (if any) have you used synthetic marijuana?

Grade	0	1-2	3-5	6-9	10-19	20-39	40+
7 th	99.9	0.1	0.0	0.0	0.0	0.0	0.0
8 th	99.3	0.3	0.0	0.3	0.1	0.0	0.0
9 th	98.4	0.9	0.1	0.0	0.1	0.0	0.4
10 th	98.0	0.9	0.3	0.3	0.0	0.0	0.6
11 th	98.1	0.4	0.7	0.2	0.2	0.0	0.5
12 th	99.4	0.4	0.2	0.0	0.0	0.0	0.0
Total	98.8	0.5	0.2	0.1	0.1	0.0	0.3

During the past 30 days, on how many occasions (if any) have you used smokeless tobacco?

Grade	0	1-2	3-5	6-9	10-19	20-39	40+
7 th	98.9	0.5	0.5	0.0	0.0	0.0	0.0
8 th	98.4	0.9	0.4	0.0	0.1	0.0	0.1
9 th	97.7	1.1	0.3	0.1	0.3	0.1	0.4
10 th	96.4	1.0	0.6	0.3	0.6	0.4	0.7
11 th	94.9	2.3	0.9	0.4	0.2	0.4	1.1
12 th	95.1	1.4	1.0	0.6	0.6	0.2	1.0
Total	97.1	1.2	0.6	0.2	0.3	0.2	0.5

During the past 30 days, on how many occasions (if any) have you used bath salts?

Grade	0	1-2	3-5	6-9	10-19	20-39	40+
7 th	97.0	1.5	1.0	0.0	0.4	0.0	0.1
8 th	97.9	1.4	0.6	0.0	0.0	0.0	0.1
9 th	97.7	1.1	0.4	0.1	0.0	0.0	0.7
10 th	99.3	0.4	0.0	0.0	0.1	0.0	0.1
11 th	98.4	0.5	0.2	0.2	0.2	0.0	0.5
12 th	99.8	0.0	0.2	0.0	0.0	0.0	0.0
Total	98.2	0.9	0.4	0.1	0.1	0.0	0.3

How old were you when you first: smoked marijuana?

Grade	Never	10 or younger	11	12	13	14	15	16	17 or older
7 th	94.8	0.7	1.1	2.1	1.0	0.0	0.1	0.0	0.3
8 th	87.4	0.3	1.4	2.8	6.7	1.3	0.0	0.0	0.1
9 th	76.4	0.9	1.8	3.1	8.1	8.5	1.1	0.0	0.0
10 th	61.1	0.4	1.9	4.0	7.2	9.0	14.4	1.6	0.4
11 th	51.1	1.1	0.5	3.4	6.2	10.7	12.8	12.6	1.6
12 th	41.1	1.2	2.4	2.4	8.3	11.8	12.2	13.0	7.5
Total	71.0	0.8	1.5	3.0	6.1	6.4	6.1	3.7	1.3

How old were you when you first: smoked a cigarette?

Grade	Never	10 or younger	11	12	13	14	15	16	17 or older
7 th	93.1	3.0	1.2	2.1	0.4	0.0	0.0	0.0	0.1
8 th	90.7	2.0	1.8	3.2	1.7	0.3	0.1	0.0	0.0
9 th	85.6	3.2	1.8	2.2	2.7	3.6	0.5	0.0	0.0
10 th	81.3	1.2	2.0	3.2	2.9	3.8	3.7	1.5	0.1
11 th	77.8	1.1	1.2	2.0	2.3	4.3	5.3	5.2	0.7
12 th	67.7	1.6	1.2	2.0	3.0	4.3	7.9	5.9	6.3
Total	83.8	2.1	1.6	2.5	2.1	2.5	2.5	1.7	0.9

How old were you when you first: had more than a sip of alcohol?

Grade	Never	10 or younger	11	12	13	14	15	16	17 or older
7 th	43.17	6.31	3.82	5.87	9.40	13.51	14.39	3.08	0.15
8 th	30.14	4.96	3.19	3.72	8.16	15.78	19.15	12.77	1.77
9 th	22.65	5.51	4.08	5.92	8.37	12.65	13.06	18.78	8.57
10 th	75.24	7.61	8.02	6.50	1.94	0.00	0.00	0.00	0.28
11 th	64.60	9.31	5.78	6.35	11.42	1.97	0.00	0.00	0.14
12 th	51.15	9.07	3.65	6.90	12.45	13.94	2.30	0.54	0.00
Total	50.06	7.39	4.84	5.96	8.66	9.20	7.34	4.82	1.43

How old were you when you first: began drinking regularly?

Grade	Never	10 or younger	11	12	13	14	15	16	17 or older
7 th	97.24	0.69	0.55	0.83	0.41	0.00	0.00	0.14	0.14
8 th	94.78	0.28	0.42	1.27	2.54	0.56	0.00	0.00	0.14
9 th	86.20	0.81	0.14	0.68	4.19	6.22	1.49	0.27	0.00
10 th	79.09	0.29	0.29	1.32	1.46	5.56	9.21	2.63	0.15
11 th	70.46	1.07	0.53	0.89	1.07	3.02	6.58	14.77	1.60
12 th	59.27	0.41	0.81	1.02	0.81	3.67	6.31	14.05	13.44
Total	82.85	0.61	0.43	1.02	1.86	3.18	3.64	4.40	1.98

How old were you when you first: used prescription pain relievers?

Grade	Never	10 or younger	11	12	13	14	15	16	17 or older
7 th	97.25	1.10	0.83	0.55	0.14	0.00	0.00	0.00	0.14
8 th	96.02	1.42	0.28	0.85	1.00	0.28	0.00	0.00	0.00
9 th	94.97	0.82	0.41	0.41	1.09	2.04	0.27	0.00	0.00
10 th	94.56	0.00	0.00	0.44	0.74	1.62	1.91	0.44	0.15
11 th	94.51	0.71	0.18	0.18	0.18	1.24	1.42	1.42	0.18
12 th	90.02	0.41	0.00	0.61	0.20	0.81	2.65	2.65	2.65
Total	94.77	0.79	0.31	0.54	0.59	0.99	0.92	0.64	0.41

How frequently have you smoked cigarettes during the past 30 days?

Grade	Not at all	Less than one per day	1-5 per day	About one half pack per day	About one pack per day	About one and one-half packs per day	Two packs or more per day
7 th	98.9	1.0	0.0	0.0	0.0	0.0	0.1
8 th	98.9	0.9	0.1	0.1	0.0	0.0	0.0
9 th	97.0	1.2	1.0	0.3	0.0	0.0	0.5
10 th	94.3	2.9	2.4	0.1	0.0	0.0	0.3
11 th	92.7	3.9	2.1	0.5	0.2	0.2	0.4
12 th	89.4	5.9	3.1	0.8	0.2	0.0	0.4
Total	95.6	2.4	1.3	0.3	0.1	0.0	0.3

During the past 30 days, on how many days did you have 5 or more drinks on the same occasion?

Grade	None	Once	Twice	3-5 times	6-9 times	10 or more times
7 th	95.1	3.0	1.1	0.4	0.1	0.3
8 th	94.7	3.2	0.7	0.6	0.7	0.1
9 th	89.0	4.6	3.2	1.7	0.3	1.1
10 th	81.4	8.6	4.5	3.3	1.3	0.7
11 th	78.6	9.4	6.5	3.7	0.7	1.1
12 th	68.8	14.0	7.1	6.3	1.8	1.8
Total	85.8	6.6	3.5	2.4	0.8	0.8

During the past 30 days how many times did you drive a vehicle when you had been drinking alcohol?

Grade	I don't drive	0 times	1 time	2 or 3 times	4 or 5 times	6 or more times
7 th	93.1	6.6	0.0	0.1	0.1	0.0
8 th	93.0	6.3	0.1	0.1	0.1	0.3
9 th	90.7	8.9	0.0	0.0	0.0	0.4
10 th	74.7	24.1	0.4	0.3	0.3	0.1
11 th	38.2	60.2	0.7	0.4	0.0	0.5
12 th	33.5	63.3	1.9	0.8	0.0	0.4
Total	74.1	24.8	0.4	0.3	0.1	0.3

During the past 30 days how many times did you drive a vehicle after using marijuana?

Grade	I don't drive	0 times	1 time	2 or 3 times	4 or 5 times	6 or more times
7 th	92.4	7.2	0.3	0.0	0.0	0.1
8 th	91.9	7.8	0.0	0.1	0.0	0.1
9 th	89.9	9.0	0.1	0.0	0.0	1.0
10 th	73.9	23.6	1.6	0.4	0.1	0.3
11 th	35.5	56.6	2.5	3.1	0.5	1.8
12 th	30.8	56.3	2.7	2.5	0.6	7.1
Total	72.6	23.8	1.1	0.9	0.2	1.4

During the past 30 days how many times did you drive a vehicle when you were texting?

Grade	I don't drive	0 times	1 time	2 or 3 times	4 or 5 times	6 or more times
7 th	92.0	6.7	0.4	0.3	0.0	0.6
8 th	91.6	6.4	1.3	0.4	0.0	0.3
9 th	90.0	8.2	0.7	0.1	0.0	1.0
10 th	74.1	23.3	1.2	0.7	0.3	0.4
11 th	34.7	49.7	5.0	4.7	1.4	4.5
12 th	26.8	40.5	5.8	10.4	4.2	12.3
Total	71.9	20.3	2.1	2.3	0.8	2.6

During the past 30 days how many times were you a passenger when the driver had been drinking alcohol?

Grade	0 times	1 time	2 or 3 times	4 or 5 times	6 or more times
7 th	92.8	4.8	1.5	0.4	0.4
8 th	91.6	4.8	2.4	0.6	0.6
9 th	89.4	4.9	3.3	0.4	1.9
10 th	89.6	4.8	4.4	0.3	0.9
11 th	91.0	4.3	2.9	0.7	1.1
12 th	89.0	6.2	3.3	0.4	1.0
Total	90.7	4.9	2.9	0.5	1.0

During the past 30 days how many times were you a passenger when the driver had been using marijuana?

Grade	0 times	1 time	2 or 3 times	4 or 5 times	6 or more times
7 th	97.3	1.5	0.4	0.0	0.7
8 th	93.6	2.6	1.6	0.9	1.3
9 th	88.4	4.0	3.6	0.7	3.3
10 th	85.8	4.8	5.0	1.3	3.1
11 th	80.4	7.4	7.5	2.3	2.3
12 th	74.2	8.0	6.6	3.9	7.2
Total	87.6	4.4	3.8	1.3	2.8

During the past 30 days how many times were you a passenger when the driver was texting?

Grade	0 times	1 time	2 or 3 times	4 or 5 times	6 or more times
7 th	58.7	10.9	18.5	2.2	9.8
8 th	49.5	15.9	12.1	7.5	15.0
9 th	48.0	6.9	22.5	6.9	15.7
10 th	63.3	7.8	10.0	6.7	12.2
11 th	48.4	11.0	18.7	7.7	14.3
12 th	50.0	22.9	14.3	2.9	10.0
Total	52.9	12.1	16.1	5.8	13.0

If your parents found out you were drinking, how would they respond?

Grade	I don't drink	I was not caught	No consequences	Minor consequences	Major consequences
7 th	85.8	4.1	2.2	2.2	5.2
8 th	79.3	6.2	3.1	3.5	6.7
9 th	65.2	16.1	6.1	4.9	6.4
10 th	56.1	20.0	7.5	8.2	6.9
11 th	44.4	19.7	13.5	11.5	9.8
12 th	34.6	22.3	24.3	11.9	5.9
Total	63.1	14.1	8.4	6.6	6.7

How much do you think people risk harming themselves if they smoke one or more packs a day?

Grade	No risk	Slight risk	Moderate risk	Great risk
7 th	7.9	9.7	26.2	55.9
8 th	6.8	11.1	19.3	62.6
9 th	4.9	7.2	18.5	68.5
10 th	6.3	7.8	19.7	65.9
11 th	6.2	7.1	17.2	69.0
12 th	6.0	5.1	13.6	73.9
Total	6.4	8.2	19.5	65.4

How much do you think people risk harming themselves if they use marijuana once or twice a week?

Grade	No risk	Slight risk	Moderate risk	Great risk
7 th	10.2	19.6	32.8	36.8
8 th	14.6	27.7	30.1	27.0
9 th	19.9	33.9	24.8	21.3
10 th	27.3	34.8	20.9	16.7
11 th	29.0	35.0	20.4	15.6
12 th	31.0	36.4	21.3	11.0
Total	21.2	30.6	25.5	22.4

How much do you think people risk harming themselves if they have five or more drinks once or twice a week?

Grade	No risk	Slight risk	Moderate risk	Great risk
7 th	6.9	16.1	38.8	37.5
8 th	6.1	18.8	34.6	40.3
9 th	4.8	19.2	39.4	36.4
10 th	6.5	17.7	38.6	36.4
11 th	5.2	18.6	39.9	36.0
12 th	5.1	17.5	43.2	33.5
Total	5.9	18.0	38.8	36.9

How much do you think people risk harming themselves if they use prescription pain relievers not prescribed to them?

Grade	No risk	Slight risk	Moderate risk	Great risk
7 th	6.8	10.7	27.5	54.7
8 th	5.7	11.5	23.9	58.7
9 th	3.8	10.3	21.5	63.8
10 th	4.7	7.2	19.6	68.0
11 th	3.2	3.7	19.6	73.1
12 th	4.3	5.8	22.0	67.7
Total	4.9	8.6	22.5	63.7

How much do you think people risk harming themselves if they use prescription drugs not prescribed to them?

Grade	No risk	Slight risk	Moderate risk	Great risk
7 th	6.5	6.8	22.3	64.5
8 th	5.1	7.3	22.4	65.1
9 th	3.8	7.6	18.1	70.4
10 th	4.8	5.0	19.2	70.9
11 th	2.7	3.4	17.4	76.6
12 th	4.1	5.1	19.2	71.2
Total	4.7	6.0	19.9	69.4

In the past 12 months, have you talked with your parents about the dangers of tobacco use?

Grade	Yes	No
7 th	42.70	57.16
8 th	45.26	54.60
9 th	35.99	63.87
10 th	37.74	61.97
11 th	34.57	65.25
12 th	29.30	70.29
Total	38.08	61.71

In the past 12 months, have you talked with your parents about the dangers of alcohol use?

Grade	Yes	No
7 th	46.9	52.9
8 th	49.4	50.6
9 th	44.6	55.1
10 th	49.2	50.5
11 th	48.8	51.2
12 th	43.6	56.2
Total	47.07	52.78

In the past 12 months, have you talked with your parents about the dangers of drug use?

Grade	Yes	No
7 th	51.0	49.0
8 th	57.0	43.0
9 th	52.6	47.1
10 th	52.1	47.8
11 th	53.5	46.3
12 th	45.8	54.0
Total	52.2	47.7

How wrong do your parents feel it would be for YOU to have one or two alcoholic beverages nearly every day?

Grade	Very wrong	Wrong	A little wrong	Not at all wrong
7 th	86.8	10.1	2.0	1.1
8 th	84.4	11.9	2.6	1.1
9 th	80.3	15.4	3.1	1.0
10 th	77.0	16.1	5.3	1.6
11 th	75.0	18.4	4.6	1.4
12 th	68.5	21.8	7.4	1.9
Total	79.4	15.1	3.9	1.4

How wrong do your parents feel it would be for YOU to smoke tobacco?

Grade	Very wrong	Wrong	A little wrong	Not at all wrong
7 th	90.5	6.8	1.4	1.4
8 th	90.5	7.8	0.6	1.0
9 th	88.4	9.1	0.8	1.6
10 th	85.8	9.7	2.5	1.5
11 th	83.7	12.0	2.7	1.4
12 th	74.4	19.2	4.7	1.4
Total	86.3	10.2	1.9	1.4

How wrong do your parents feel it would be for YOU to smoke marijuana?

Grade	Very wrong	Wrong	A little wrong	Not at all wrong
7 th	87.9	7.7	3.0	1.1
8 th	78.2	13.1	5.1	3.4
9 th	70.2	15.6	9.4	4.4
10 th	62.5	18.4	13.0	5.8
11 th	56.2	18.4	18.8	6.4
12 th	52.5	21.7	17.6	7.9
Total	69.4	15.3	10.4	4.6

How wrong do your parents feel it would be for YOU to use prescription pain relievers not prescribed to you?

Grade	Very wrong	Wrong	A little wrong	Not at all wrong
7 th	89.5	7.6	0.8	2.0
8 th	89.8	6.5	1.6	2.1
9 th	89.7	6.5	2.2	1.6
10 th	91.6	5.4	1.2	1.3
11 th	91.8	6.2	0.9	1.1
12 th	85.7	9.8	1.8	2.5
Total	89.8	6.9	1.4	1.8

How wrong do your parents feel it would be for YOU to use prescription drugs not prescribed to you?

Grade	Very wrong	Wrong	A little wrong	Not at all wrong
7 th	92.8	5.1	0.8	1.4
8 th	92.8	4.4	0.9	1.9
9 th	92.1	5.8	1.0	1.1
10 th	92.7	5.4	0.4	1.3
11 th	92.9	5.3	0.9	0.7
12 th	88.7	8.5	1.4	1.2
Total	92.1	5.6	0.9	1.3

How wrong do your parents feel it would be for YOU to steal something?

Grade	Very wrong	Wrong	A little wrong	Not at all wrong
7 th	77.2	18.6	3.0	1.2
8 th	75.6	21.0	2.4	1.0
9 th	74.3	18.2	5.8	1.6
10 th	78.1	17.5	3.2	1.2
11 th	79.0	16.2	3.4	1.4
12 th	77.3	18.4	3.1	1.0
Total	76.7	18.4	3.5	1.3

How wrong do your parents feel it would be for YOU to pick a fight with someone?

Grade	Very wrong	Wrong	A little wrong	Not at all wrong
7 th	53.5	32.3	11.4	2.6
8 th	48.7	31.3	16.7	3.3
9 th	47.8	30.9	17.5	3.5
10 th	46.8	31.3	17.1	4.6
11 th	50.4	32.6	13.7	3.2
12 th	49.0	30.4	16.3	4.1
Total	49.3	31.4	15.5	3.6

How wrong do your parents feel it would be for YOU to gamble?

Grade	Very wrong	Wrong	A little wrong	Not at all wrong
7 th	64.8	21.0	10.0	4.1
8 th	61.1	20.7	11.6	6.1
9 th	56.2	21.8	15.4	6.5
10 th	54.4	20.3	16.0	9.3
11 th	51.4	23.2	16.5	8.7
12 th	42.2	23.0	22.6	11.9
Total	55.9	21.5	14.9	7.5

My family has clear rules about alcohol use.

Grade	NO!	no	yes	YES!
7 th	3.5	12.2	32.0	51.7
8 th	3.2	13.0	31.8	52.0
9 th	4.4	18.3	33.2	43.7
10 th	3.4	23.2	36.6	36.4
11 th	3.7	22.6	39.6	33.7
12 th	5.9	29.2	39.5	25.2
Total	4.0	19.1	35.0	41.7

My family has clear rules about other drug use.

Grade	NO!	no	yes	YES!
7 th	4.2	7.3	19.6	68.7
8 th	3.9	7.9	23.4	64.8
9 th	4.0	10.1	23.0	63.0
10 th	3.7	13.0	27.0	56.1
11 th	3.9	13.9	28.6	53.4
12 th	4.1	15.2	30.4	50.1
Total	4.0	10.8	24.9	60.2

If you drank would you be caught by your parents?

Grade	NO!	no	yes	YES!
7 th	6.9	13.5	26.2	52.8
8 th	8.4	20.1	27.6	43.8
9 th	12.1	28.2	26.3	32.7
10 th	12.0	37.5	22.7	26.8
11 th	15.2	43.5	20.0	21.1
12 th	21.0	46.4	17.7	14.3
Total	12.1	30.2	23.8	33.4

Has anyone in your family ever had severe alcohol or drug problems?

Grade	Yes	No
7 th	35.1	64.9
8 th	39.0	60.7
9 th	45.1	54.8
10 th	44.8	55.1
11 th	50.4	49.6
12 th	53.1	46.9
Total	43.8	56.1

If you wanted some cigarettes, how easy would it be to get some?

Grade	Very hard	Sort of hard	Sort of easy	Very easy
7 th	53.1	23.4	14.3	8.8
8 th	47.0	24.4	15.4	13.1
9 th	35.7	26.3	22.4	15.4
10 th	28.7	24.1	25.1	21.7
11 th	22.4	20.8	27.2	29.3
12 th	10.5	14.2	22.6	52.1
Total	34.7	22.6	20.8	21.6

If you wanted alcohol, how easy would it be to get some?

Grade	Very hard	Sort of hard	Sort of easy	Very easy
7 th	42.9	23.9	18.4	14.7
8 th	33.6	20.3	25.2	20.3
9 th	22.0	20.2	28.7	29.1
10 th	17.1	19.2	31.8	31.4
11 th	12.5	15.6	33.5	38.3
12 th	8.0	16.5	33.1	42.0
Total	24.0	19.5	28.0	28.3

If you wanted drugs, how easy would it be to get some?

Grade	Very hard	Sort of hard	Sort of easy	Very easy
7 th	85.1	7.6	3.9	3.0
8 th	78.8	12.7	4.8	3.6
9 th	71.0	15.6	7.1	6.0
10 th	64.1	22.0	7.3	6.4
11 th	53.3	25.2	11.6	9.7
12 th	43.7	27.3	18.0	10.8
Total	67.9	17.7	8.2	6.2

If you wanted prescription pain relievers, how easy would it be to get some?

Grade	Very hard	Sort of hard	Sort of easy	Very easy
7 th	75.3	15.0	4.9	4.5
8 th	69.8	16.3	8.6	5.1
9 th	65.9	17.5	9.1	7.4
10 th	62.1	21.0	9.2	7.3
11 th	57.5	22.8	10.2	9.5
12 th	44.2	27.5	16.7	11.4
Total	63.8	19.5	9.3	7.2

If you wanted marijuana, how easy would it be to get some?

Grade	Very hard	Sort of hard	Sort of easy	Very easy
7 th	70.1	11.0	8.7	10.0
8 th	49.7	13.4	14.7	22.2
9 th	32.1	13.6	18.4	35.9
10 th	23.4	12.2	20.4	43.9
11 th	19.3	8.8	15.5	56.3
12 th	14.1	8.1	15.6	62.0
Total	36.6	11.5	15.5	36.3

Sometimes I feel that life is not worth living.

Grade	Always	Most of the time	Sometimes	Never
7 th	4.6	5.5	27.1	62.4
8 th	5.4	6.1	26.6	61.7
9 th	5.3	6.4	29.5	58.8
10 th	5.6	6.4	30.0	57.9
11 th	5.5	6.2	27.4	60.9
12 th	4.9	7.4	32.6	54.6
Total	5.2	6.3	28.7	59.6

At times I think I am no good at all.

Grade	Always	Most of the time	Sometimes	Never
7 th	6.0	8.4	40.7	44.6
8 th	7.7	9.6	36.6	46.0
9 th	7.9	11.2	36.7	44.2
10 th	7.5	9.6	38.9	43.8
11 th	8.3	10.8	40.5	40.3
12 th	7.7	10.6	42.7	38.9
Total	7.5	10.0	39.1	43.4

All in all, I am inclined to think that I'm a failure.

Grade	Always	Most of the time	Sometimes	Never
7 th	6.4	8.4	25.6	59.5
8 th	7.7	7.9	26.1	58.3
9 th	8.1	10.4	23.3	58.3
10 th	8.4	6.4	29.9	55.1
11 th	9.3	7.8	27.8	55.2
12 th	7.9	7.7	34.1	50.1
Total	7.9	8.2	27.4	56.4

In the past year, have you felt depressed or sad MOST days, even if you felt okay sometimes?

Grade	Yes	No
7 th	35.9	64.1
8 th	37.9	62.1
9 th	42.8	57.2
10 th	38.3	61.7
11 th	38.9	61.1
12 th	40.1	59.7
Total	38.9	61.1

During the past 30 days, on how many occasions (if any) have you:
used Heroin

Marijuana Use	0 times	1-9 times	10-19 times	20 or more times
0 times	99.8%	0.0%	0.0%	0.1%
1-9 times	99.2%	0.4%	0.4%	0.0%
10-19 times	100.0%	0.0%	0.0%	0.0%
20 or more	92.5%	1.3%	0.6%	5.6%
Total	99.5%	0.1%	0.1%	0.3%

During the past 30 days, on how many occasions (if any) have you:
used prescription pain relievers (such as OxyContin,
Percocet, Vicodin, or Tylox) not prescribed to you

Marijuana Use	0 times	1-9 times	10-19 times	20 or more times
0 times	99.1%	0.8%	0.1%	0.1%
1-9 times	96.1%	3.1%	0.4%	0.4%
10-19 times	95.6%	3.3%	1.1%	0.0%
20 or more	87.0%	8.0%	1.2%	3.7%
Total	98.1%	1.4%	0.2%	0.3%

During the past 30 days, on how many occasions (if any) have you:
used prescription stimulant pills (such as Ritalin, Adderall,
or Concerta) not prescribed to you

Marijuana Use	0 times	1-9 times	10-19 times	20 or more times
0 times	99.8%	0.2%	0.0%	0.0%
1-9 times	96.3%	3.1%	0.4%	0.2%
10-19 times	93.3%	5.6%	1.1%	0.0%
20 or more	88.1%	7.5%	1.3%	3.1%
Total	98.7%	1.0%	0.1%	0.2%

During the past 30 days, on how many occasions (if any) have you:

used prescription tranquilizers or "benzos" (like Xanax, Valium, or Ativan) not prescribed to you

Marijuana Use	0 times	1-9 times	10-19 times	20 or more times
0 times	99.8%	0.1%	0.0%	0.1%
1-9 times	96.9%	2.9%	0.0%	0.2%
10-19 times	93.4%	6.6%	0.0%	0.0%
20 or more	83.1%	12.5%	1.3%	3.1%
Total	98.6%	1.1%	0.1%	0.2%

During the past 30 days, on how many occasions (if any) have you:

used other prescription drugs (like Ambien, Lunesta, Prozac, Paxil, or Zoloft) not prescribed to you

Marijuana Use	0 times	1-9 times	10-19 times	20 or more times
0 times	99.8%	0.1%	0.0%	0.0%
1-9 times	98.6%	1.2%	0.2%	0.0%
10-19 times	98.9%	1.1%	0.0%	0.0%
20 or more	92.4%	4.4%	0.6%	2.5%
Total	99.4%	0.5%	0.1%	0.1%

During the past 30 days, on how many occasions (if any) have you:

used LSD or other psychedelics

Marijuana Use	0 times	1-9 times	10-19 times	20 or more times
0 times	99.8%	0.1%	0.0%	0.1%
1-9 times	97.1%	2.7%	0.0%	0.2%
10-19 times	94.4%	5.6%	0.0%	0.0%
20 or more	80.4%	16.5%	0.0%	3.2%
Total	98.6%	1.2%	0.0%	0.2%

During the past 30 days, on how many occasions (if any) have you:

sniffed glue, breathed the contents of an aerosol spray can, or inhaled other gases or sprays, in order to get high

Marijuana Use	0 times	1-9 times	10-19 times	20 or more times
0 times	99.0%	0.9%	0.1%	0.1%
1-9 times	95.9%	3.3%	0.4%	0.4%
10-19 times	98.9%	1.1%	0.0%	0.0%
20 or more	89.9%	5.7%	0.0%	4.4%
Total	98.2%	1.4%	0.1%	0.3%

During the past 30 days, on how many occasions (if any) have you:

used "synthetic marijuana" ("K2", "Spice") to get high?

Marijuana Use	0 times	1-9 times	10-19 times	20 or more times
0 times	99.8%	0.1%	0.0%	0.0%
1-9 times	96.9%	3.1%	0.0%	0.0%
10-19 times	95.6%	3.3%	1.1%	0.0%
20 or more	84.9%	7.5%	0.6%	6.9%
Total	98.8%	0.9%	0.1%	0.3%

During the past 30 days, on how many occasions (if any) have you:

used bath salts

Marijuana Use	0 times	1-9 times	10-19 times	20 or more times
0 times	98.5%	1.3%	0.0%	0.1%
1-9 times	97.6%	1.6%	0.6%	0.2%
10-19 times	100.0%	0.0%	0.0%	0.0%
20 or more	93.1%	2.5%	0.6%	3.8%
Total	98.2%	1.4%	0.1%	0.3%